



MOABI

**Supply Chain : Software
Continuous Improvement**

Control Software delivery

Measure Software Security via KPIs

Facilitate Continuous Software
Improvement

TNRP deployment - 02/02/2022

Jonathan.brossard@moabi.com



Moabi Solution

Automated security audits for product and supply chain cybersecurity



MOABI

No Source Code

Scalable

Unbiased



MOABI

Automated Scan

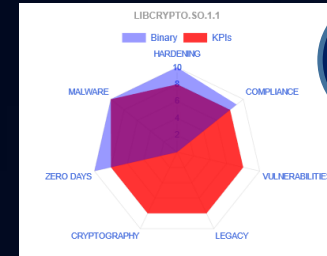
Speed - Scalability

Appliance
OR Cloud Solution

Software
BINARIES

Application
Firmware
OS

x86 - ARM32 - Aarch 64...
Windows - Linux - iOS -
Android - VxWorks



1

Metrics

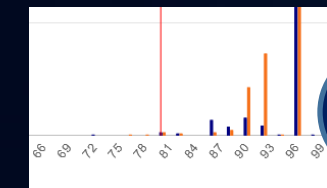
Cybersecurity GO / NO GO



2

Baseline

Status and evolution



3

Remediation Reports

Continuous Improvement

1

KPI Setting



MOABI

KEY PERFORMANCE INDICATORS

Define a security policy across the Moabi platform thanks to Key Performance Indicators

GLOBAL SCORE

Objective between 0 and 100

75

LEGACY

Objective between 0 and 10

8

COMPLIANCE

Objective between 0 and 10

8

HARDENING

Objective between 0 and 10

8

CRYPTOGRAPHY

Objective between 0 and 10

8

VULNERABILITIES

Objective between 0 and 10

8

ZERO DAYS

Objective between 0 and 10

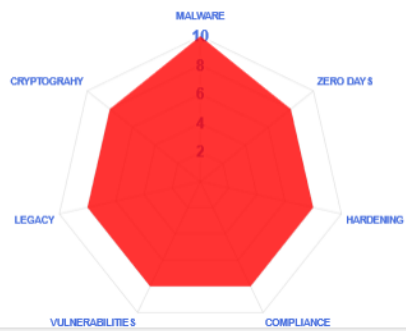
8

MALWARE

Objective between 0 and 10

10

✓ Update KPIs



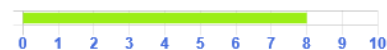
LEGACY



COMPLIANCE



HARDENING



CRYPTOGRAPHY



VULNERABILITIES



ZERO DAYS

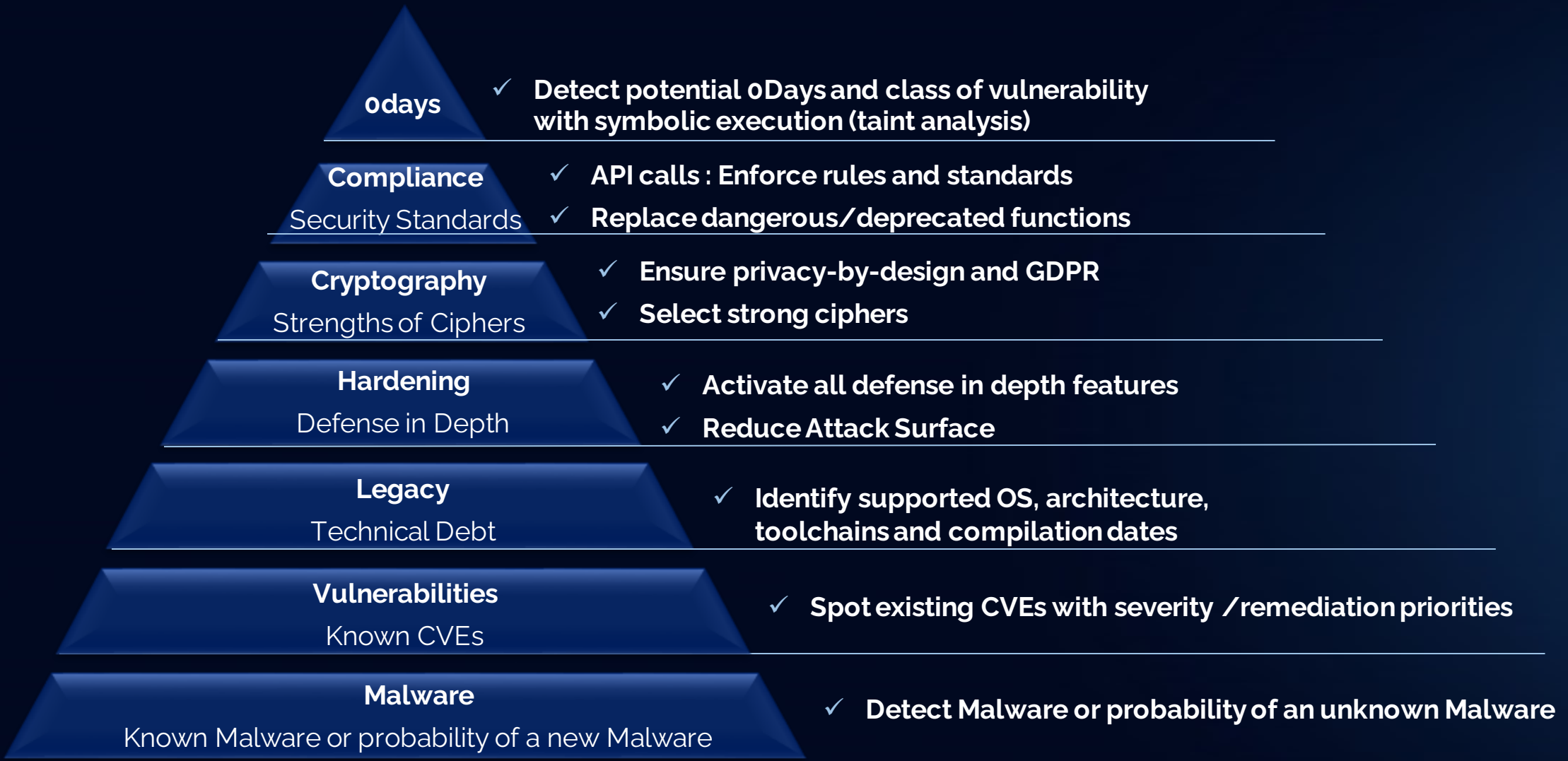


MALWARE



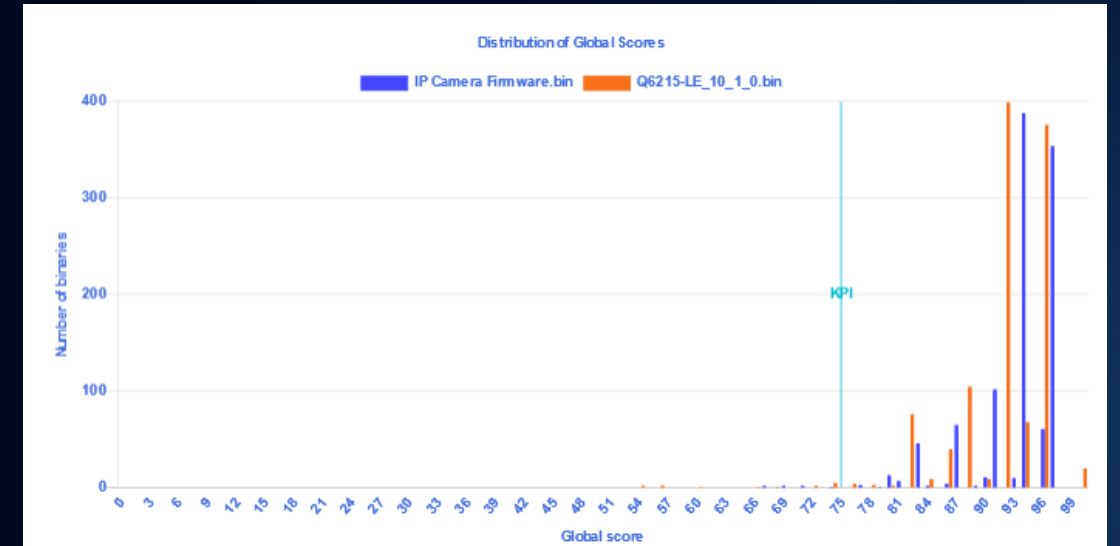
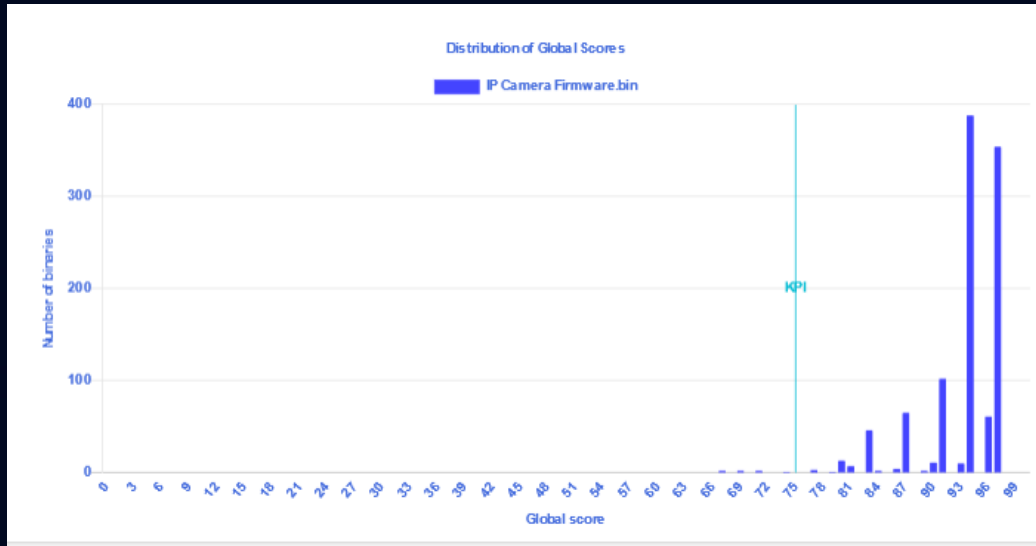
Moabi : KPI and criteria to improve product security

7 metrics 7 steps



Baseline : Status and Evolution

Follow up Security posture changes



1 Status and cybersecurity posture

- Global score
- Per metric

2 Compare new posture

- Changes between releases
- Impact of continuous improvement



1 Selection of components for Integration

- **Assess and test security** of components (OSS, subsystems, ad'hoc development)
- **Challenge suppliers** to raise cybersecurity awareness and posture

2 Development and CI/CD integration:

- **Assess new build**
- **Amend and correct identified issues (compliance, hardening, cryptography, CVEs....)**

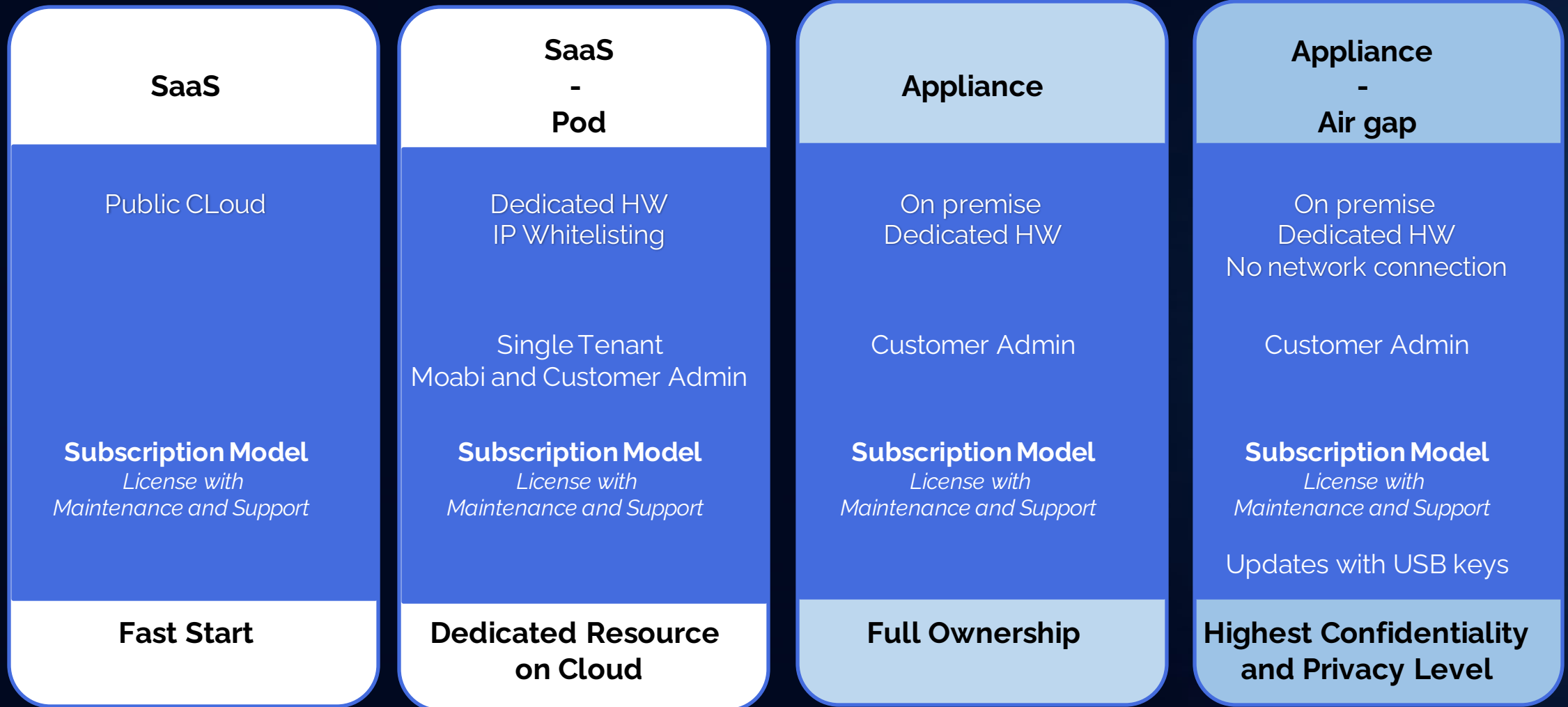
3 Before deployment and launch :

- **Assess product deliverables :** Application + OS + Firmware
- **Check compliance** with requirements and give assurance to customers

Product offering



MOABI



Multi x Architecture x Environment x Format



OS
Microsoft
iPhone/iPad (iOS)
Mac OS / OSX
Android
GNU Linux OpenBSD/FreeBSD/ NetBSD/Solaris
VxWorks
RTOS

CPU
Intel x86 / Intel x86 - 64
ARM 32 / Aarch64 / including ARM Thumb/Thumb2.
MIPS / MIPS64
Sparc 32 / Sparc 64
PowerPC
Risc V
Motorola 68000

Languages
C / C++
GO
ADA / Cobol / Fortran

File Format / Archive / Disk Image
File format : ELF, PE, COFF, a.out, Mach-O, Microsoft COM.
Archive : APM, ARJ, CAB, CHM, Cpio, DEB, ISO (ISO 9660), LZH, LZMA, MSI, NSIS (NullSoft installer), RAR, RPM, XAR, tar, .tar.bz2, .tb2, .tbz, .tbz2, .tz2, .tar.gz, .taz, .tgz, .tar.lz, .tar.lzma, .tlz, .tar.lzo, .tar.xz, .txz, .tar.Z, .tZ, .taZ, .tar.zst, .tzst, 7z, BZIP2, GZIP, XZ, ZIP, Z, self-extracting executables.
Disk image format: Ext2, Ext3, Ext4, SquashFS, JFFS2, Ubiquity, Yaffs, fat/vfat, NTFS, HFS, CramFS, VHD, UDF, DMG (Apple Disk image), Vmware vmdk, WIN (Windows Imaging Format)
Android apk and iOS ipa applications.

Conclusion

Cybersecurity is a Process



1

Continuous improvement

2

Procure secure 3rd party products

3

Risk assessment and compliance process





MOABI

THANK YOU

More information

- jonathan.brossard@moabi.com

