



Planon Workplace Insights

Make the right data-driven decisions to create engaging and productive workspaces



Future Way of Working has become unpredictable, with increased attention on



Employee Interaction - One of the biggest risks is a loss of employee productivity, fun and engagement by the lack of physical interactions and poor collaboration work.



Sustainability - The need to address climate change will continue. Efficient use of space and energy efficient buildings can contribute to the fight against this challenge.



Health and Safety - Monitor and improve air quality to prevent weakening of the humans' immune system and decontamination of air and surfaces can improve health and safety.



Wellbeing - Appropriate light to perform different tasks, right temperature to create comfort and noise levels that are not distracting can promote human wellbeing and productivity.



Digitisation - These trends create a greater sense of urgency than before to accelerate digital transformation and adopt long term strategies to build an agile organization.



Future Way of Working has become **unpredictable**,
with increased attention on

Employee Interaction

One of the biggest risks is a loss of employee productivity, fun and engagement by the lack of physical interactions and poor collaboration work.



Sustainability

The need to address climate change will continue. Efficient use of space and energy efficient buildings can contribute to the fight against this challenge.



Health and Safety

Monitor and improve air quality to prevent weakening of the humans' immune system and decontamination of air and surfaces can improve health and safety.




Wellbeing

Appropriate light to perform different tasks, right temperature to create comfort and noise levels that are not distracting can promote human wellbeing and productivity.



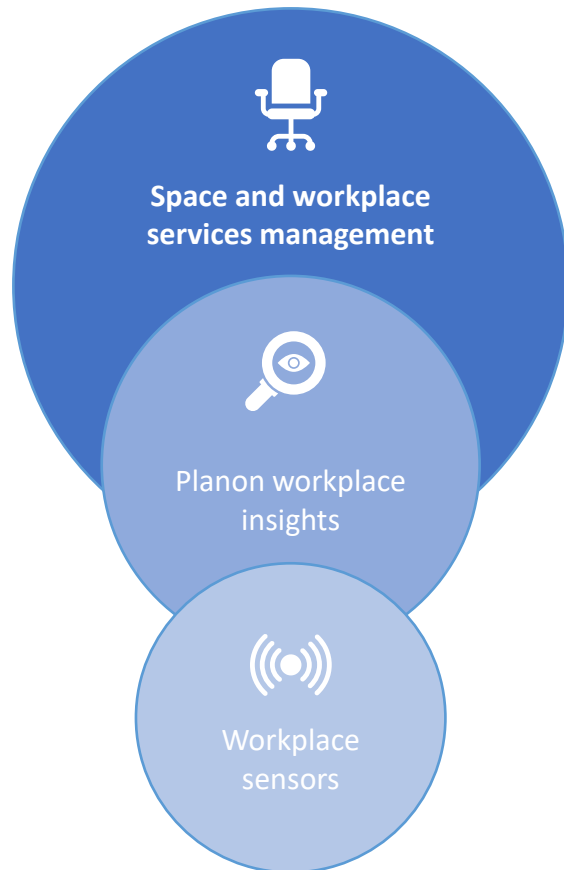
Digitisation

These trends create a greater sense of urgency than before to accelerate digital transformation and adopt long term strategies to build an agile organization.

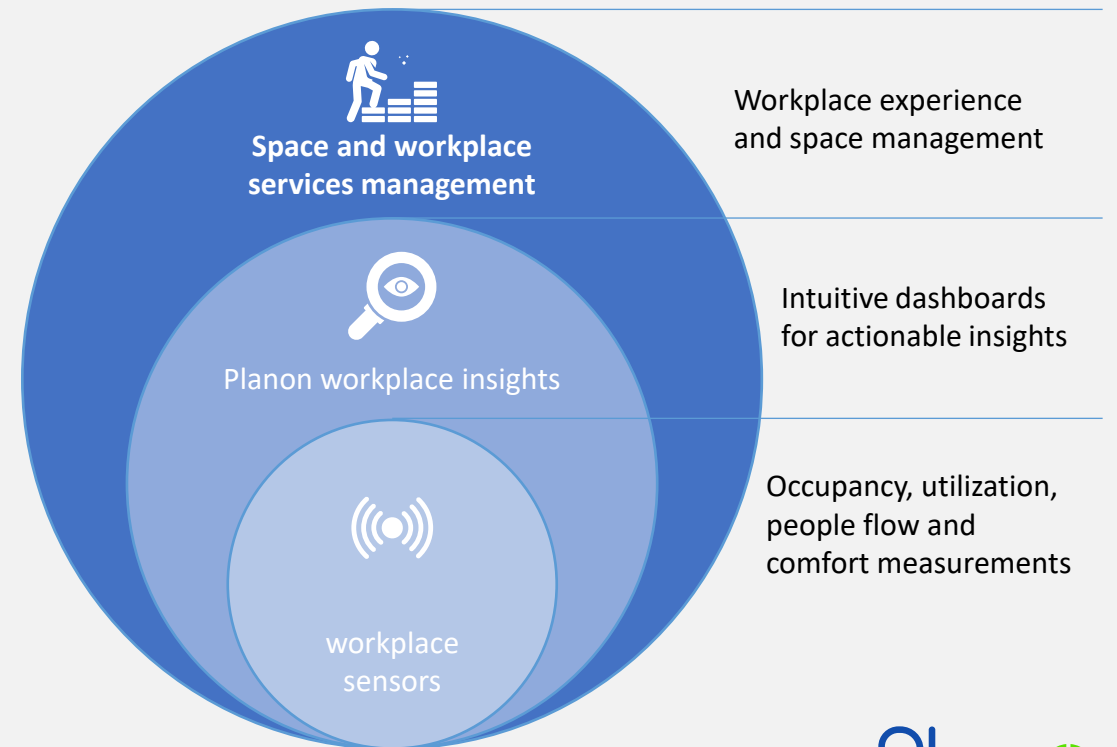


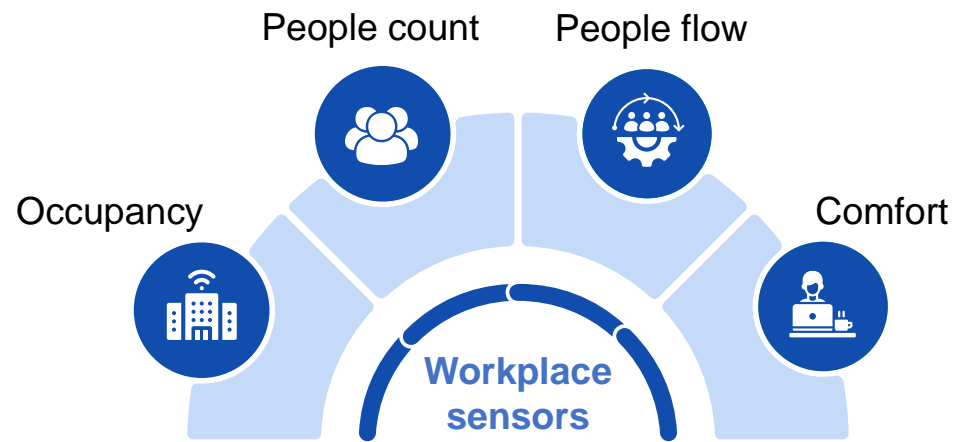
Planon Workplace Insights

Available as an addition to your IWMS







...or as the core of Planon Workplace Edition





Flexible Sensor Options

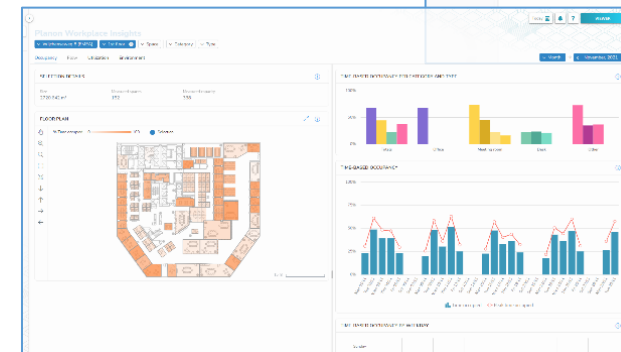
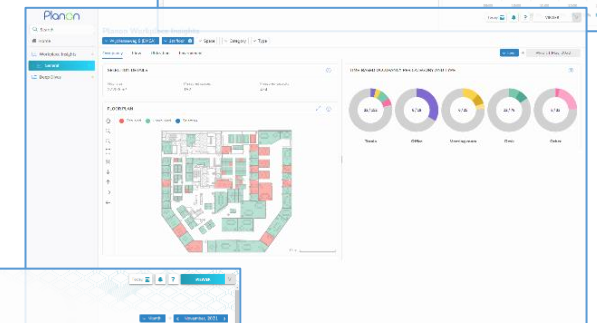
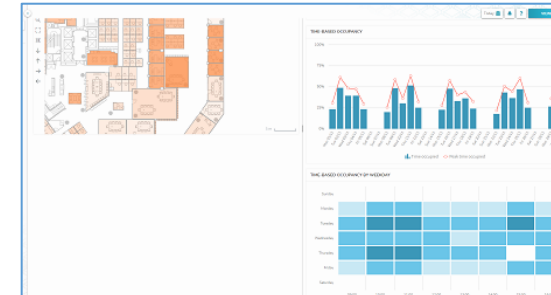
Planon	Planon tech. partner	Any other vendor
<p data-bbox="236 496 573 554"> </p> <p data-bbox="206 589 568 768">Proven occupancy, people count, people flow and IAQ sensors and IoT cloud infrastructure from best-in-class partners</p> <p data-bbox="206 818 580 918">Schneider Electric installs and commissions the hardware</p>	<p data-bbox="733 496 1082 554"> </p> <p data-bbox="708 589 1103 696">Proven occupancy sensors and IoT cloud infrastructure from Disruptive Technologies</p> <p data-bbox="708 746 1039 775">Self-install your hardware</p>	<p data-bbox="1760 561 2168 668">Buy hardware and IoT cloud infrastructure from a vendor of your choice</p> <p data-bbox="1760 718 2147 782">Arrange your own installation and commissioning</p> <p data-bbox="1760 832 2160 932">Create your own integration (“connector”) app, or ask us to develop one for you</p>



Key Features

Planon Workplace Insights

- Interactive analytics with floor plan heatmaps
- Live Monitoring and historical analysis
- Space utilisation:
Occupancy, people count, people flow
- Indoor air quality and comfort:
Temperature, Humidity, CO2, VOC, Light, Sound, Radon
- Aggregated comfort scores
- Adjustable target thresholds





Benefits

Planon Workplace Insights

Make effective use of space

- Reconfigure and right-size your space based on actual usage

Provide a sustainable, safe, and healthy workplace

- Optimize the comfort and wellbeing of building occupants
- Eliminate overcrowding and ensure social distancing
- Ensure air quality
- Reduce carbon emissions

Reduce operational costs

- Make better decisions faster
- Adjust and improve lighting and HVAC levels
- Manage cleaning and security services based on actual space used



Why Planon Workplace Insights?



Short time to value

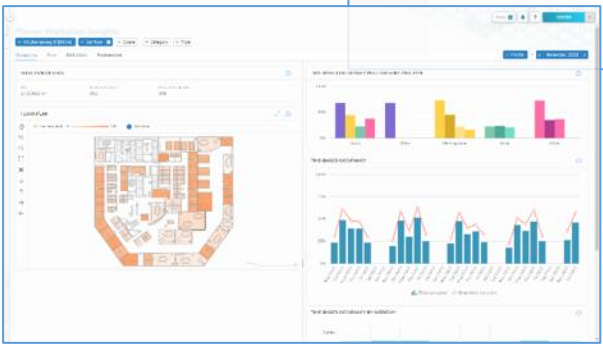
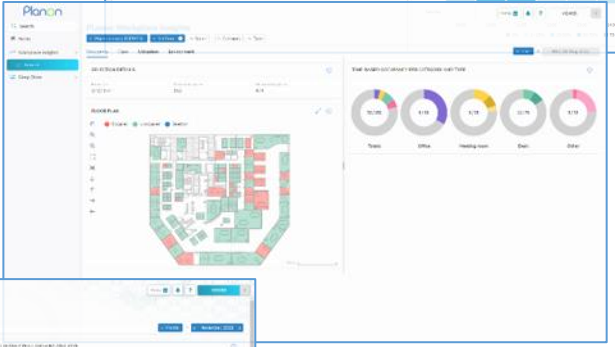
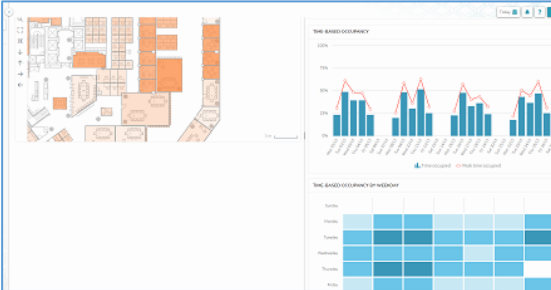
- Rapid onboarding process means you see the first insights within a few hours

Out of the box

- Predefined views intuitively give answers to common questions, based on almost 40 years of workplace industry knowledge

Easily extendable platform

- Add facilities and workplace management services, employee engagement apps, and global workplace strategy tools





Thank you