

Closed Eyes Detection API




<https://www.de-vis-software.ro/closed-eyes-detection-api.aspx>



Agenda

1. What is SnoozeDet and which is the target audience?
2. Which are the Benefits?
3. How to use SnoozeDet?
4. Example of input / output JSON strings
5. Pricing Packages




1. What is SnoozeDet

SnoozeDet is a Closed Eyes Detection API powered by Artificial Intelligence and powerful cloud infrastructure.

Target Audience

This API is meant for IT developers which are making apps to detect snooze or closed eyes on drivers, pilots, navigators and so on, in a photo taken by a camera. Domains of using it: automotive, navigation, flying etc.

2. Which Are The Benefits?



1

Automated Process

All processes are automated. You just have to follow the required rules for getting a high accuracy reading.

2

Easy to Integrate in your APPS

We have multiple sample source codes presented on our website written in different programming languages which will help any developer to easy integrate the API in the APP(s).

3

Chat Support 24 x 7

If you have questions or need some help, we are glad to quick answer you and offer the best we got.

4

You Own Commercial Copyright

Yes, you may call our API in your APPs and feel free to sell your applications without any extra fee than our pricing packages.

3. How To Use it?

1

Register

Register a new account on our website with real data.

2

Activate Trial

Login to our website, go to Pricing and click on Try it Now blue button.

3

Input JSON

Construct your input JSON string as instructed.

4

Send Request

Send POST request with your input JSON body and required headers to our API.

5

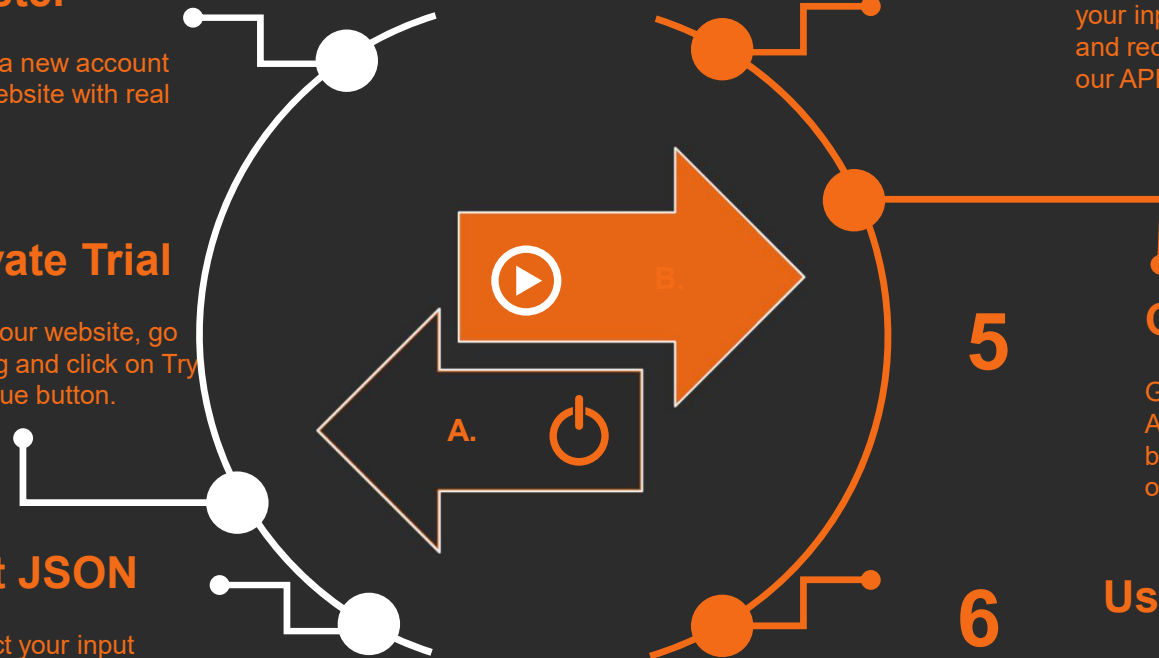
Get Response

Get JSON response from our API which contains bounding boxes of the closed eyes and other useful info.

6

Use in Your APPs

Process our API response and use it as you wish in your APPs, you own commercial copyright for use our API.




4. Input / Output JSON Strings

Input JSON



```
{  
  "base64_Photo_String":  
  "iVBORw0KGgoAAAA...base64 photo...GAAAAAEIFTkSuQmCC",  
  "photo_url": "NO"  
}
```



Output JSON



```
{  
  "created": "2020-10-11T05:42:29.631Z",  
  "predictions": [  
    {  
      "probability": 0.851797163,  
      "tagId": "2b68fcba-2415-4589-9153-87766d50e334",  
      "tagName": "Closed Eyes",  
      "boundingBox": {  
        "left": 0.6558597,  
        "top": 0.4943004,  
        "width": 0.110477746,  
        "height": 0.09599301  
      },  
      "boundingBoxPhoto": ""  
    },  
    {  
      "final_photo": "kZJRgABAQEASABIAAD/2wBD"  
    }  
  ]  
}
```

5. Pricing Packages

Other Common Features

- Unlimited Devices.
- Get bounding boxes for each human closed eyes detected .
- Get confidence score for bounding boxes.
- Administration console.
- Premium support through online chat and/or tickets, very supportive help and quick responses.

Free 7 Days TRIAL	Monthly TIER	Yearly TIER
\$0	\$80	\$816
FREE	No Discount	15% Discount
50 Reqs / Day	10000 Preds/Month	10000 Preds/Month
Unlimited Devices	Unlimited Devices	Unlimited Devices
NO Copyright	Commercial Copyright	Commercial Copyright
Chat Suport 24 x7	Chat Support 24 x 7	Chat Support 24 x 7
Try it NOW!	Buy NOW!	Buy NOW!



Thank You

<https://www.de-vis-software.ro/closed-eyes-detection-api.aspx>

