

Allot HomeSecure

Allot HomeSecure Protection

As IoT and connected devices proliferate, home networks become the foundation of the connected home. Yet they are increasingly more difficult to manage, and attacks are much more common.

Allot HomeSecure guarantees a simple, reliable and secure network for the connected home. This is achieved through a small firmware agent, installed on the home router, that provides unprecedented visibility into the network and blocks external and internal attacks. Using Machine Learning technology and network visibility, Allot HomeSecure identifies all devices in your home network and applies a standard security policy for each device. The device can then be assigned to a different user to automatically inherit the policy of the chosen user.

Allot HomeSecure protection includes the following:

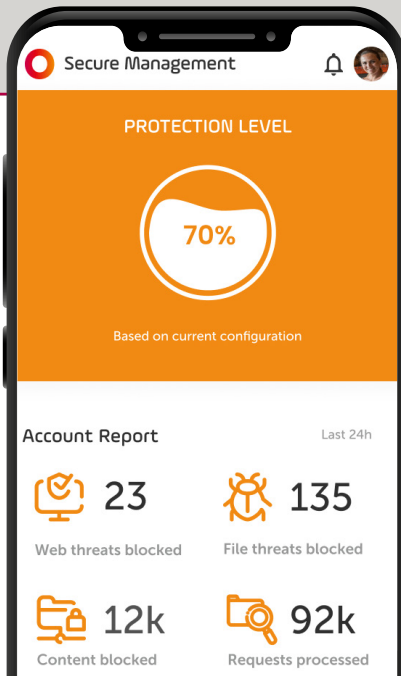
Simple and intuitive portal and/or mobile app to control and manage your home network providing:

- **Threat Protection:** Securing your network devices by preventing access to malicious Internet content associated to malware, phishing and botnet activities among others.
- **Parental Control:** Allows the parent to define for each user which website content categories are forbidden as well as restricting access to the Internet during certain times.



Subscribing to HomeSecure

- Getting started with HomeSecure is quick and easy. After requesting to subscribe to the service, your CSP will remotely install the HomeSecure Agent on your home router. You can then download the Allot Secure app and start managing and controlling all your connected home devices.
- A Rest API interface is also available allowing the CSP to fully integrate and customize the solution interface for their subscribers.



Home Screen

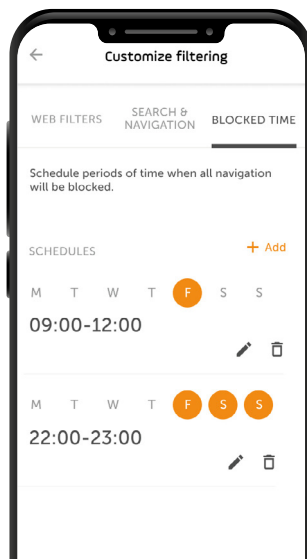
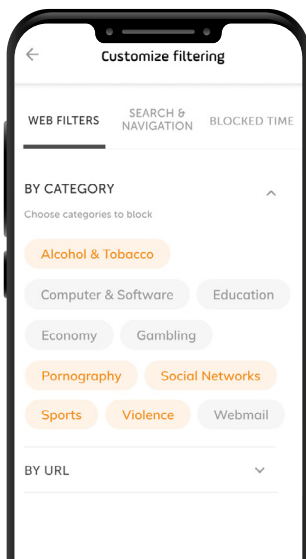
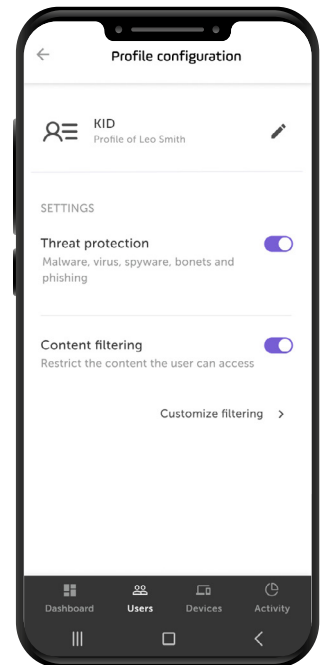
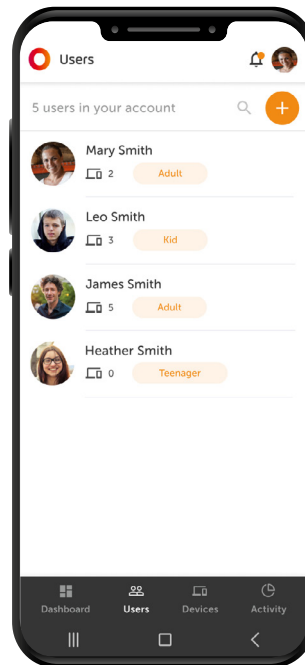
Open the Allot Secure app. The Home screen appears. The Home screen shows the Security Score of your network and some more basic information. The security score is based on several factors taking into account your security configuration. You can see the number of blocked threats, blocked content and more on the screen. Using the menu bar at the bottom of the screen, you can also see the list of users, devices and activities.

*The 'File Threats blocked' counter requires NetworkSecure and/or EndpointSecure.

User Screen

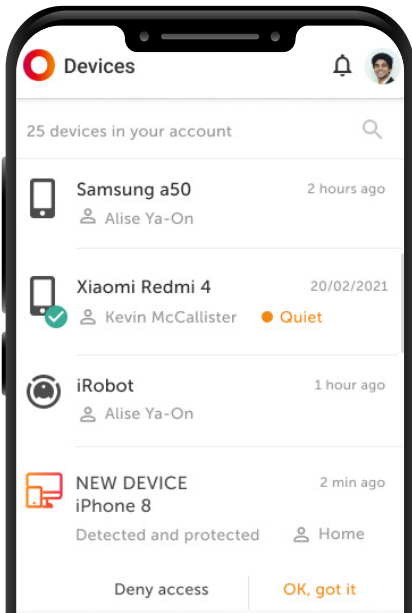
You will be able to add your users and adjust the profile configuration for the existing ones:

- **Threat Protection** - turn on/off threat protection for the user devices
- **Parental Control** - set parental control policy for the user devices



Parental Control Screen

- Configure Blocked Categories, which are the Web categories that Allot HomeSecure blocks.
- Configured blocked time ranges to define when the user devices will not have access to the Internet.
- Safe Search: Limit results shown in browser search to exclude inappropriate content.



Devices Screen

Click the Devices icon on the Home screen to view all devices connected to the network, including device name, last connection time, etc. Click a device icon to manage the selected device.

To add a new device, simply connect it to the home Wi-Fi network. It will be automatically detected and added to the Devices list and the user will be notified so that the user can block the device if it is suspicious.

Devices in the home network can be assigned to a person (e.g. a kid) to automatically inherit the policy of the assigned user.

Activity Screen

Click on the Activity tab on the dashboard to see a summary of blocked threats and browsing activity.

