

Business Messaging from VOIPConnections

(Version 1.0.3)

Introduction :

Welcome to our business messaging chat application, where seamless communication meets modern convenience. Our platform has been designed to provide you with an exceptional text messaging experience. Indeed, we offer SMS integration services for the DID calling numbers we supply to our clients.

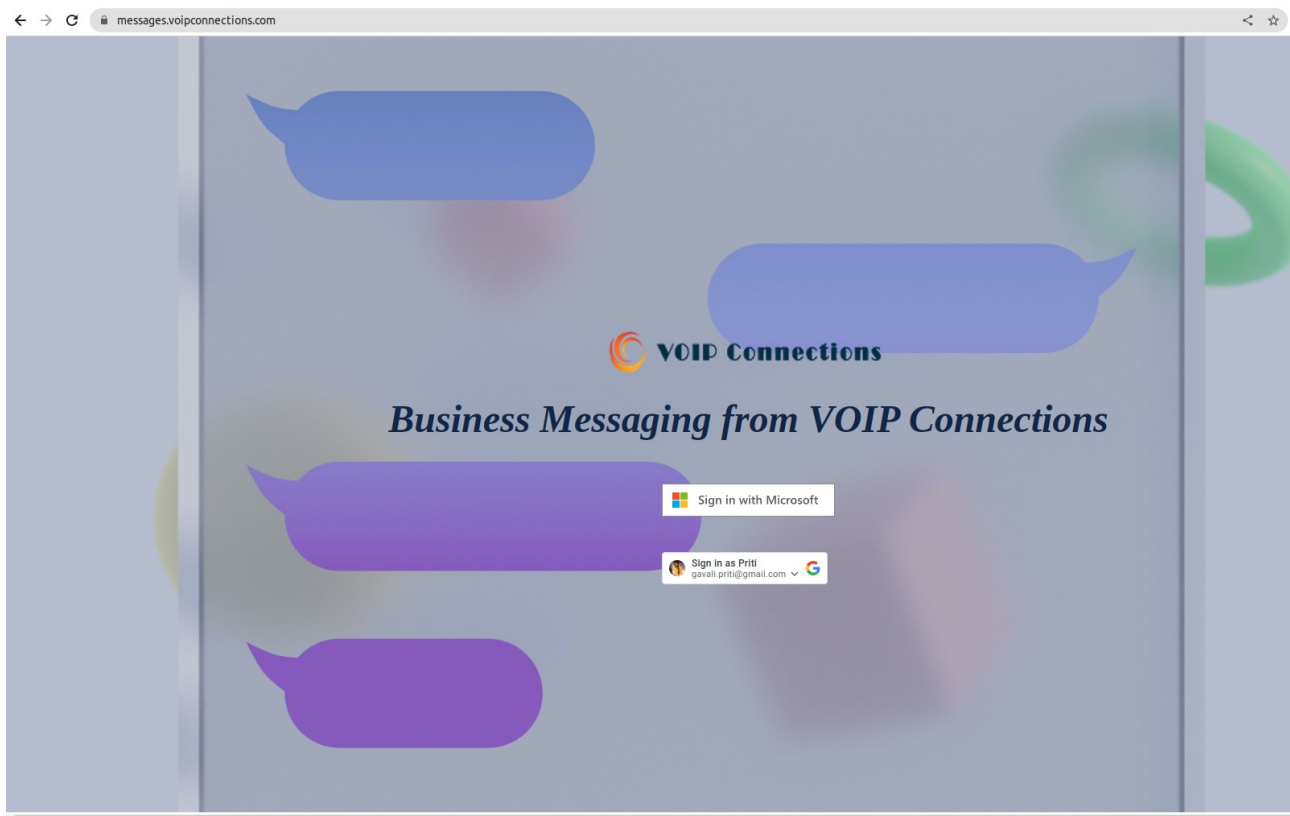
Here is the link to our business messaging application:

<https://messages.voipconnections.com/>

Login:

Welcome to our login page, where accessing your account is easier and more convenient than ever. We understand the importance of simplifying your online experience, which is why we offer two hassle-free login options: Google and Microsoft. Whether you're a loyal Google user or prefer the seamless integration of Microsoft services, we've got you covered.

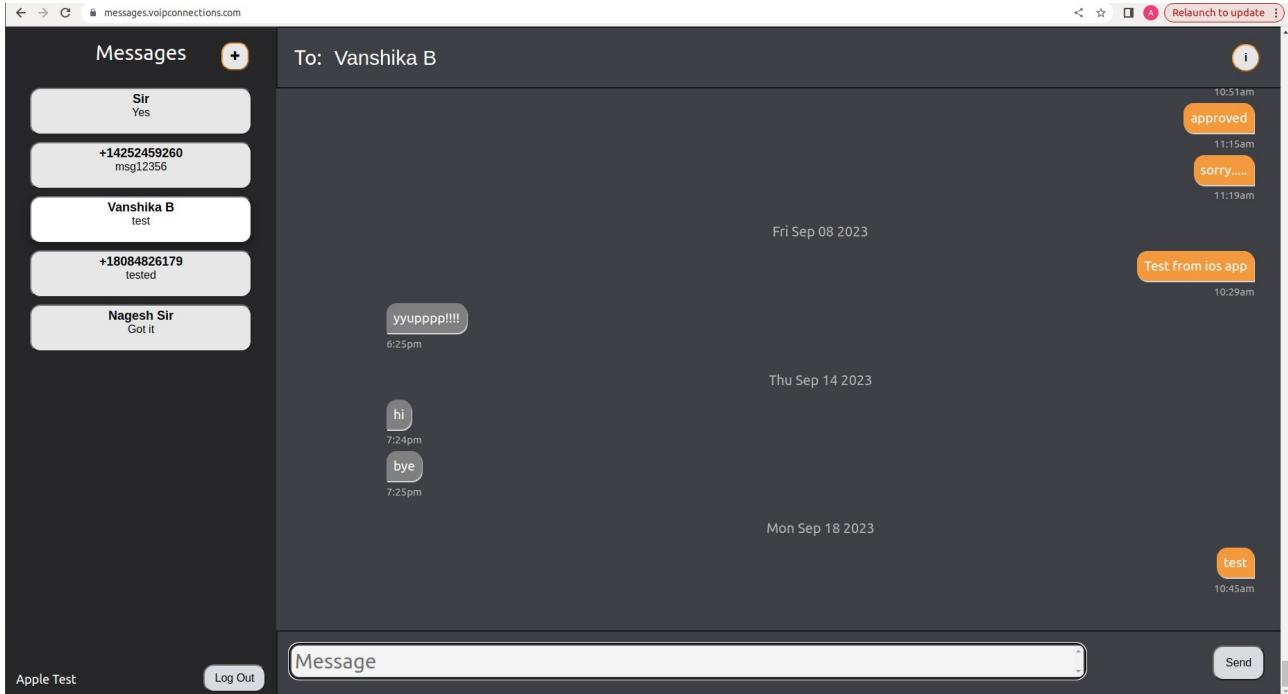
Before proceeding to the login, we need some essential details from the end user who intends to use this system, including their email address and DID number.



Chat Window:

By maintaining simplicity and efficiency, we have arranged a left-side panel containing a list of contacts, while the right panel is dedicated to one-on-one chat windows.

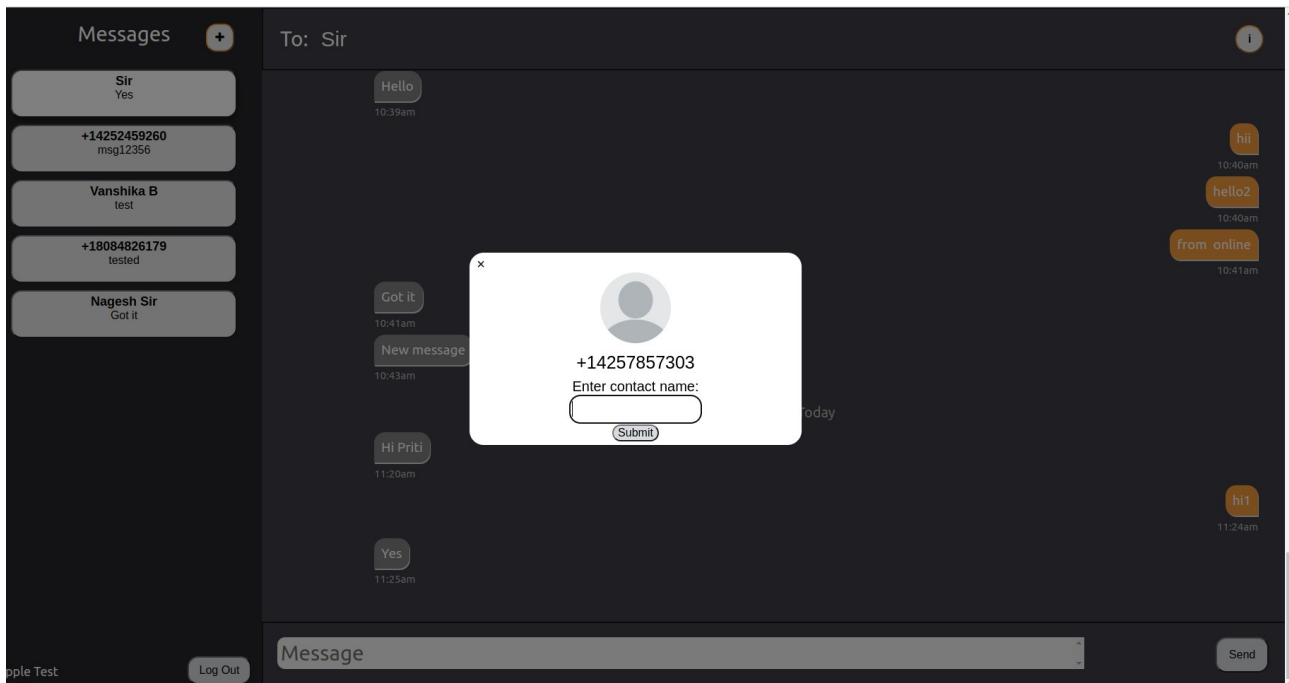
We aim to maintain the traditional messaging approach for a familiar and user-friendly experience.



Contacts :

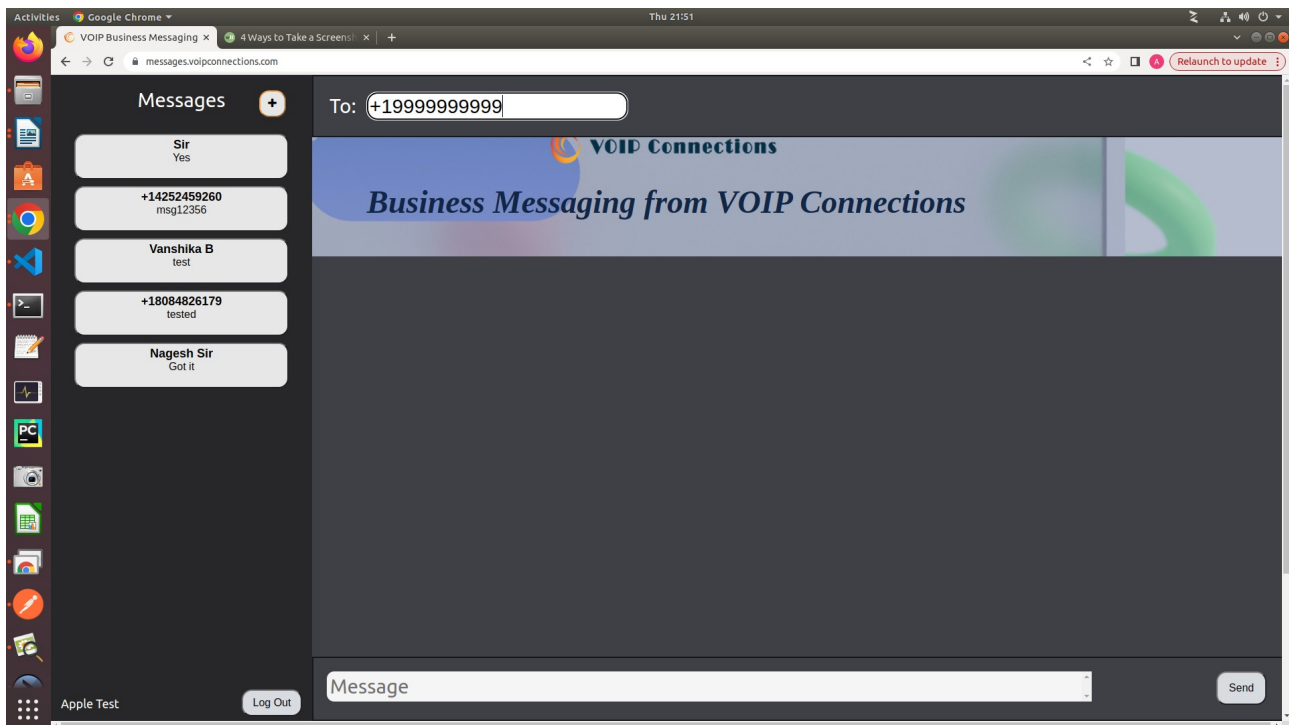
Recognizing the challenge of associating phone numbers with specific individuals, we have implemented a feature that enables users to save numbers with the corresponding person's name for easier identification and convenience.

Open individuals chat window and then Click on i icon from upper right corner which will open pop-up to enter name for specific number.



Create New Message :

When you wish to initiate a new conversation with a new contact, simply click on the "+" icon (plus icon) located on the left side panel. Then, enter the number into the textbox provided in the upper panel of the chat window.



Policies or Notes :

1. At present, we exclusively support text messaging. The capability to send photos or attachments is planned for future development.
2. When sending SMS or MMS messages containing shortened URLs, use a dedicated short domain that belongs to your business, or a service which offers a unique (non-shared) domain for your URLs.

Do not send links that have been shortened using shared public URL shorteners, such as free TinyUrl or Bitly links. In the United States, carrier policies forbid the use of shared public URL shorteners, due to the frequency of use by spammers, scammers and other bad actors. In other countries, shared URL shorteners might not always be outright forbidden, but they are likely to result in reduced delivery quality and reduced trust by users.