

Introducing Axis Vortex™

An automated, value-driven approach to BI Migration



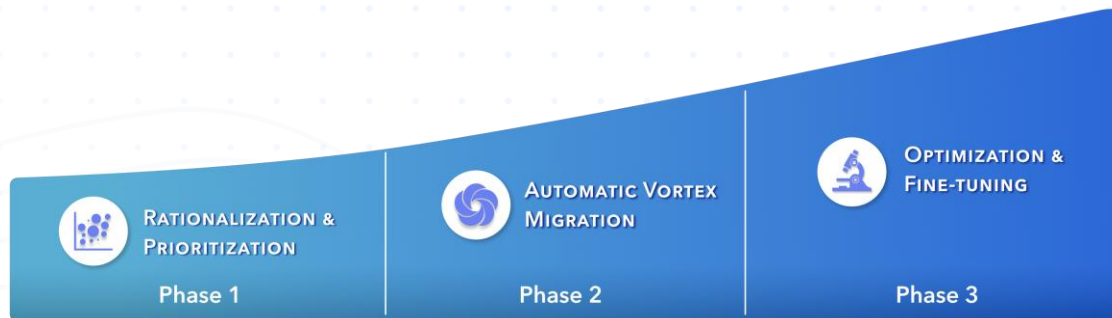
With Axis Vortex,

we use AI and automation to migrate your legacy analytics solutions to Power BI with 70% less effort.

Introducing Axis Vortex

A Revolutionary Approach to Streamline BI Migration

Embark on a seamless journey from Tableau to Power BI with Vortex™, our automated and comprehensive approach to BI migration. With AI-driven automation and our deep expertise in both platforms, Axis can help you finally break free from tangled, proprietary logic and scripts.



Cost-effective, predictable, and accurate, our three-phase approach delivers faster time-to-value without the need to undertake a massive data transformation project.

Phase 1: Rationalization and Prioritization

Vortex automatically scans your entire Tableau catalog and creates an in-depth Rationalization Report that recommends a cost-effective path to migrate to Power BI, along with essential details on solution complexity and user activity.

Phase 2: Automatic Migration to Power BI

Vortex uses AI and automation to streamline the migration of your Tableau solutions to Power BI, maintaining UI fidelity and accurately converting data, reducing manual effort and enabling your team to focus on delivering business insights.

Phase 3: Optimization and Fine-tuning

Axis Power BI experts swiftly close any gaps left by automation, enhancing performance, usability, and compatibility of your migrated Power BI reports.

PHASE 1

PHASE 1

Introducing Axis Vortex

Rationalization and Prioritization

Discover how the comprehensive and unique Vortex Rationalization Report helps you efficiently plan your Power BI migration. After scanning and analyzing every Tableau solution in your environment, Vortex recommends which solutions to migrate to achieve the highest return on your migration investment—the solutions that are most valuable to your organization that can be migrated most easily. Plus, you get all the necessary insights about each solution to make informed decisions about your migration to Power BI, and a plan to right-size your Power BI licensing and environment.

- » Automatically scan and assess your entire Tableau solution catalog
- » Receive an interactive Power BI report cataloging all Tableau apps and user activity
- » Recommend which apps to migrate based on complexity and real value to your users
- » Provide essential guidance, whether you opt to use Vortex or migrate on your own
- » Drill into each app to see measures and data sources that need conversion
- » Identify impediments that would require manual attention to migrate



Our custom Vortex Rationalization Report recommends the most valuable Tableau solutions to migrate to Power BI, so you get the highest return on your project investment. The report provides a wealth of detail about every Tableau solution in your catalog, including user activity and complexity, so you can rationalize your app catalog and data sources and pursue a cost-effective journey to Power BI.

Introducing Axis Vortex

Automatic Migration to Power BI

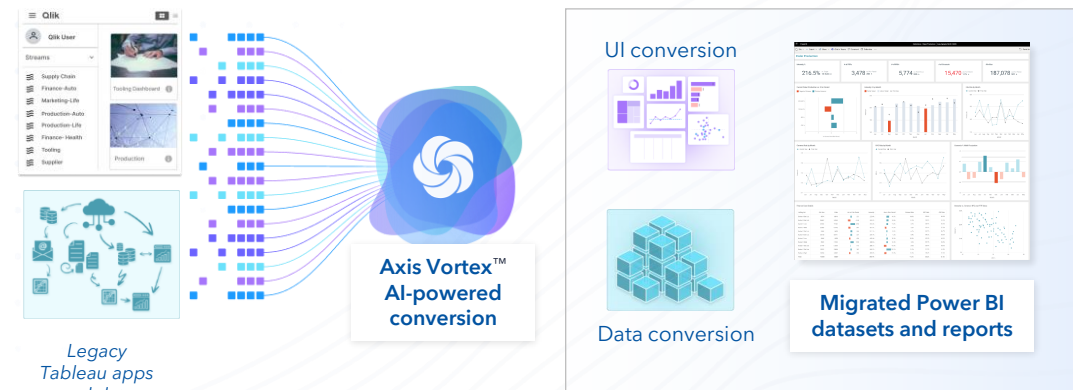
It's difficult to migrate even a single Tableau app to Power BI. But when you have an entire catalog of apps and data, it can be overwhelming.

That's why we developed Vortex to use AI and automation across the entire migration—both UI and data—for a seamless transition.

Vortex automatically creates Power BI reports with exceptional fidelity to your original solutions, recreating every chart, graph, button, text, and table to make the transition to Power BI easy for your end users.

And since Vortex converts Tableau scripts into industry-standard SQL, and translates data transformations into your data warehouse, we ensure that your data is also seamlessly migrated and rigorously validated.

- » AI-powered conversion of even complex measures to DAX
- » Create flawless Power BI objects that keep fidelity to designs users already know
- » Generate Power BI datasets with tables, fields, relationships, and measures intact
- » Robust testing and validation of new objects and data against their source
- » Automatic, consistent documentation for every migrated Power BI application



Axis Vortex™ uses AI and automation to untangle the web of ETL pipelines, load scripts that make it difficult to move to a modern platform. Vortex meticulously creates Power BI reports, with rigorously quality-assured data and user interfaces that are nearly identical to their source.

Learn more about how Vortex works at axisgroup.com/vortex-tech

PHASE 3

PHASE 3

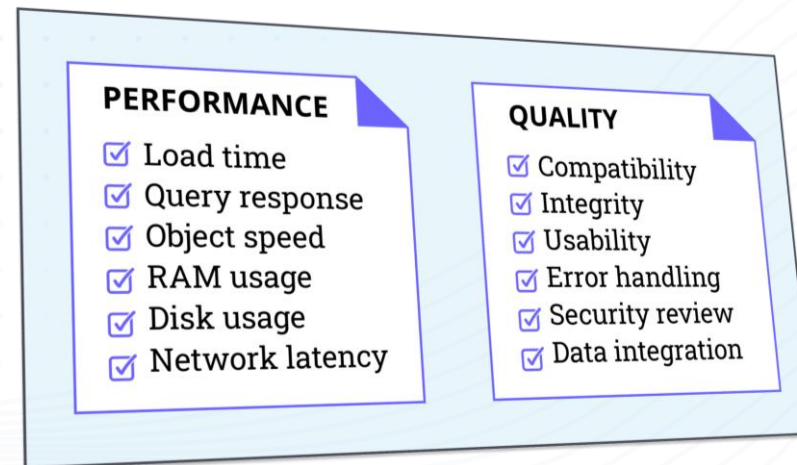
Introducing Axis Vortex

Optimization and Fine-tuning

At Axis, our mission goes beyond simple asset migration; we aim to elevate your analytics capabilities to new heights by transforming your legacy solutions into a more modern, user-friendly, and future-ready Power BI environment.

Once Vortex's automated migration has laid the groundwork, our Power BI experts take over to conduct a rigorous review. This isn't a cursory glance; the Axis team meticulously examines every Power BI report, dashboard, and dataset to ensure they meet or exceed their legacy Tableau counterparts. Our goal is to tailor and fine-tune your new Power BI setup to reach new levels of performance, usability, and compatibility.

- » **Expert review:** Comprehensive quality checks on all migrated reports, dashboards, and datasets.
- » **Performance tuning:** Faster data loads and optimized DAX calculations for peak performance.
- » **Usability enhancements:** Streamlined UI and navigation for easier, more insightful data analysis.
- » **Compatibility assurance:** Full compatibility checks against the latest Power BI updates.
- » **Custom adjustments:** Tailored fixes and enhancements for specific business logic and visuals.
- » **Post-migration support:** Ongoing assistance to ensure a smooth, trouble-free operation.



Our expert review meticulously fine-tunes both measurable performance metrics and qualitative aspects of your Power BI environment, ensuring a seamless, optimized user experience.

Getting started with Axis Vortex



Ready to make the leap from Tableau to Power BI?
Vortex automation makes the transition seamless.

- Streamline your BI platform and start modernizing your data estate.
- Liberate your business logic from legacy Tableau data silos.
- Establish a robust foundation for future-ready analytics.
- Reduce the TCO of your BI platform and decommission Tableau.
- Right-size BI licensing for optimized cost and performance.

**A typical Vortex Rationalization report
can be delivered in less than 2 weeks.**

**Start Building Your Modern Data
Analytics Platform with Vortex**

Contact Axis to get started!
axisgroup.com/contact-us



UI conversion



Data conversion