

Microsoft Fabric
proof-of-concept
10 day implementation

How can we help?

- Implementation and deployment of modern analytical tools
- Increase the efficiency of the data reporting process
- Consultation and Training

About us

- 15 + years of experience with Microsoft BI
- 8× Microsoft Awards
- Microsoft Gold Certified Partner



Our competency

Your reliable guide to the Business Intelligence



Data
Warehouses



Reporting
in Power BI



Planing and
forecasting



Digital
transformation



Data
Science

Microsoft Awards



Gold Data Analytics
Gold Data Platform
Gold Cloud Platform

- 8x the Microsoft Awards for the best project of the year



2012



2015



2017



CENTRÁLNÍ
ŘÍDÍCÍ TÝM
COVID-19

2019



2014



2016



2018



2021



Our approach

1. **Clear understanding of company goals**
2. **Create BI strategy / roadmap**
3. **Set up environment for continuous development and delivery**
 - Use agile methodology (backlog planning, set up mandatory meetings, establish helpdesk and SLA, clarify mutual responsibilities)
 - Budget and Capacity planning
 - BI roadmap reviews
4. **Get full-scale cloud infrastructure in place**
5. **Plan in phases**
 - Plan upcoming phases in details
 - Plan other phases less detailed
6. **Deliver in iterations**
 - Prototype and validate outputs
 - Deploy validated outputs into EDW
 - Finalize Power BI outputs
 - Document process and code
7. **Continuous support and client satisfaction**
 - Feedback evaluation at the end of each phase
 - Regularly Management reviews



Microsoft Fabric



Data
Factory



Synapse Data
Engineering



Synapse Data
Science



Synapse Data
Warehousing



Synapse Real
Time Analytics



Power BI



Data
Activator

AI Assisted

Shared Workspaces

Universal Compute Capacities

OneSecurity



OneLake

Intelligent data foundation

Single...

Onboarding and trials

Sign-on

Navigation model

UX model

Workspace organization

Collaboration experience

Data Lake

Storage format

Data copy for all engines

Security model

CI/CD

Monitoring hub

Data Hub

Governance & compliance

Common analytics scenarios

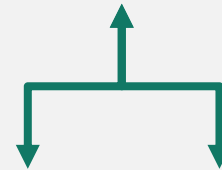
Lakehouse



Data Warehouse



Data Science



Real Time Analytics



Lakehouse

Data Source



Shortcut Enabled



Structured /
Unstructured



Ingestion



Shortcuts



Pipelines &
Dataflows



Store



Lakehouse(s)



Transform

Notebooks &
Dataflows



Expose



PBI



Lake Warehouse

Data warehouse

Data Source



Shortcut Enabled



Structured /
Unstructured



Ingestion



Mounts



Pipelines &
Dataflows



Store



Data Warehouse



Transform

Procedures



Expose

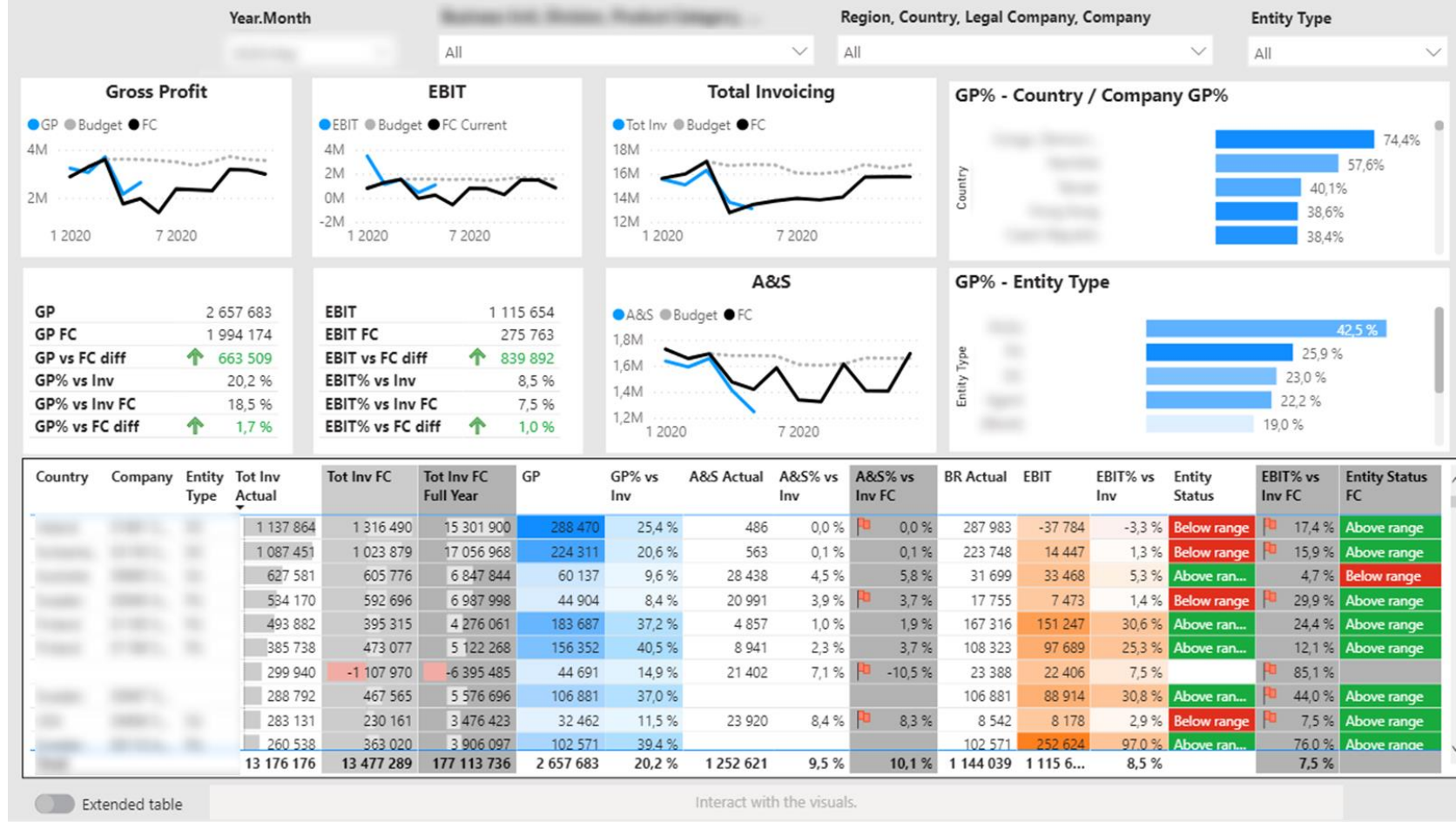


PBI

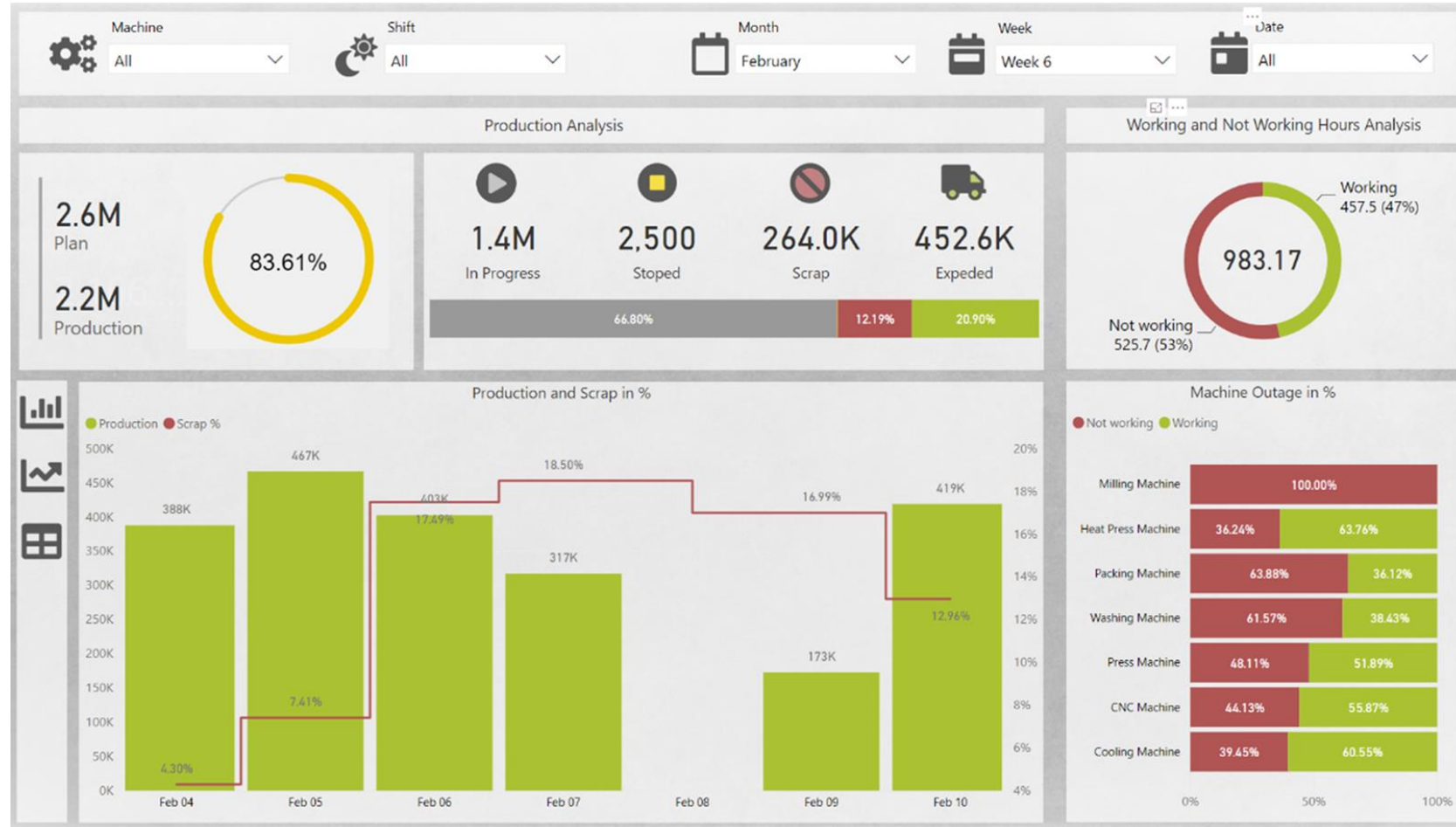


Warehouse

Our Power BI work



Our Power BI work



Our Power BI work



- Místo**
- Brno
 - Olomouc
 - Ostrava
 - Praha

- Kategorie**
- Aluminium
 - Copper
 - Duralumin
 - Iron
 - Others
 - Steel
 - Tin

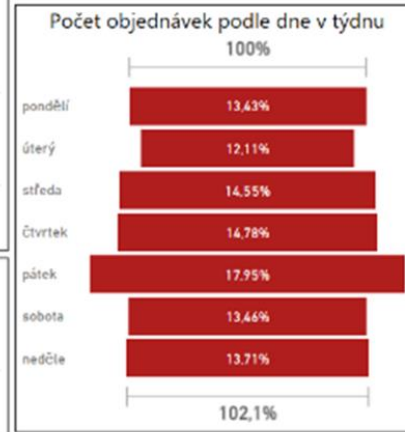
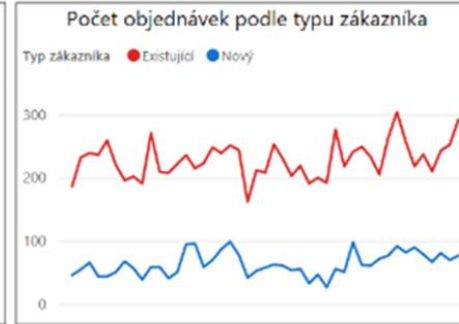
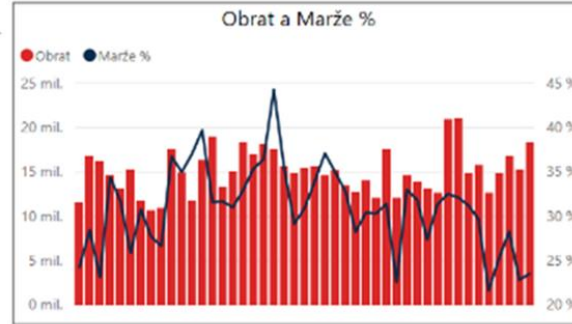
Datum 31.8.2016 14.10.2016

Dodání Dnes Zítra

Dodáno ANO NE

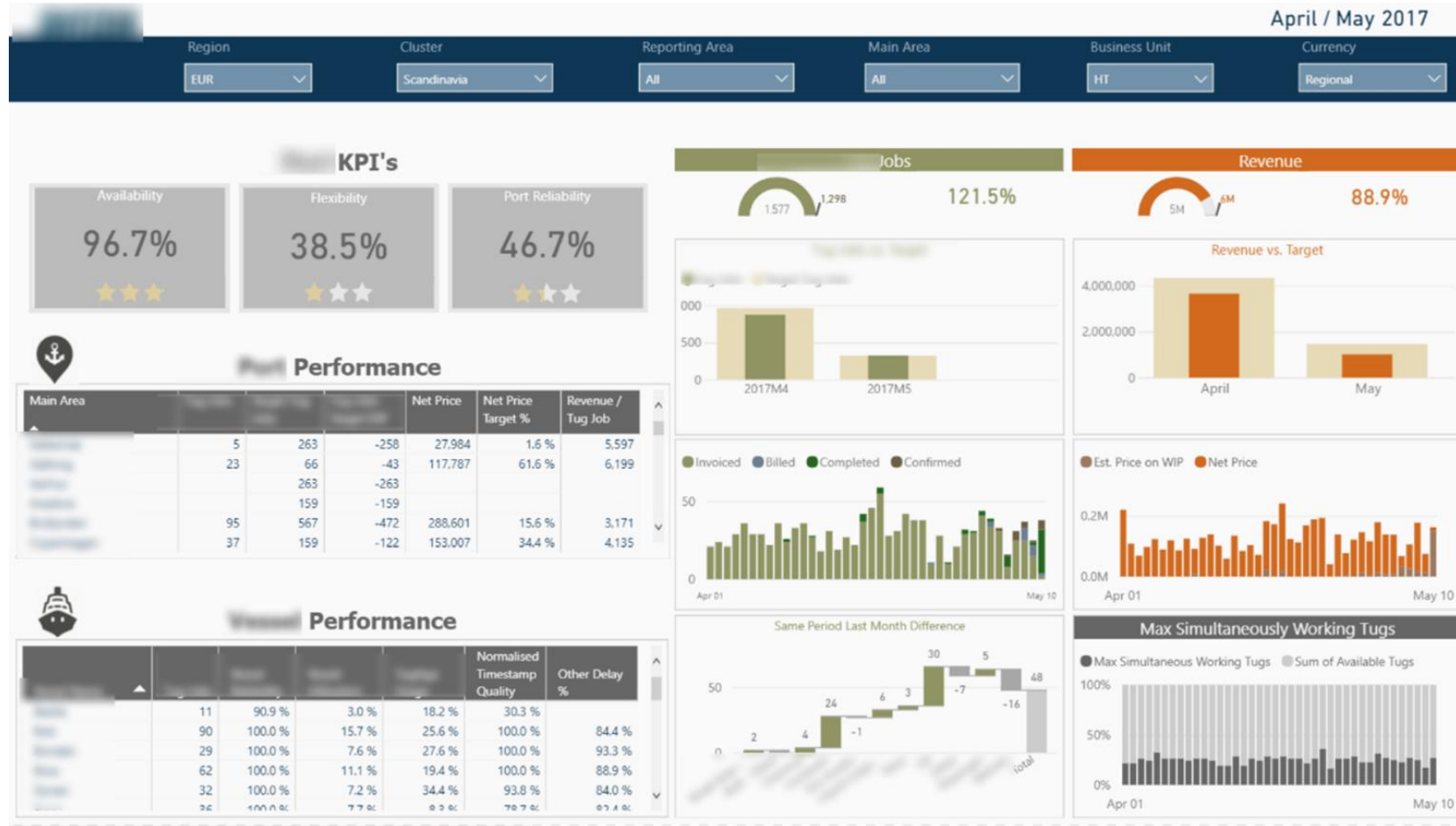
Akce ANO NE

Typ zákazníka Existující Nový



| | | | | |
|--------------------|------------------|-------------|------------------|----------------------|
| Obrat | Počet objednávek | Marže % | Noví zákazníci % | Obrat % Akční prodej |
| 679,03 mil. | 13 257 | 31 % | 22% | 15,18 % |

Our Power BI work



Contacts

Radim Hampel
Partner & Managing Director
radim.hampel@intecs.cz
GSM: +420 606 319 804

Luboš Bednář
Partner & Executive Director
lubos.bednar@intecs.cz
GSM: +420 728 209 972

Headquarters:

Intecs data, s.r.o.
Šumavská 524/31
602 00 Brno
Česká republika

info@intecs.cz

Telefon: +420 511 116 188

<http://www.intecs.cz>