



PowerBI ScoreCards

Your KPIs and scorecards
wherever you are

About PowerBI ScoreCards

PowerBI ScoreCards is a centralized scorecard and key performance indicators (KPIs) platform that uses **Microsoft Power BI** as a tool for data analysis.

Unlike traditional performance assessment systems, **PowerBI ScoreCards** works as a management tool that allows companies to set up individual and team goals, compensation, resource allocation, planning, budgeting, feedback, and strategic learning KPIs.

PowerBI ScoreCards allows companies to implement strategies and make big decisions backed by a centralized system that monitors and displays productivity in an easy to read, yet educated way.

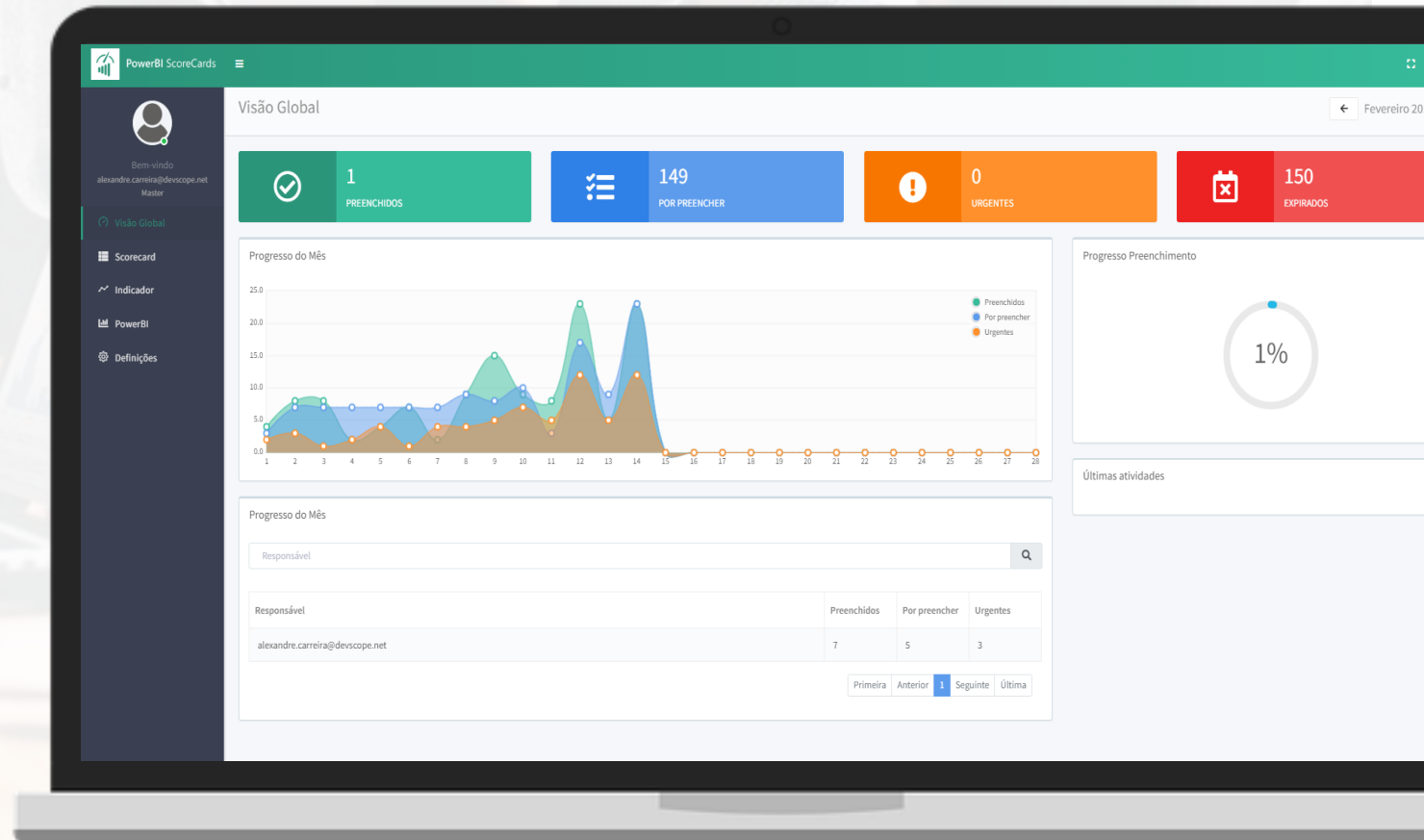


Your scorecards and KPIs in one place

PowerBI ScoreCards

Save time and effort gathering, managing and reporting performance information from your organization by setting up a scorecard system with Key Performance Indicators (KPIs) for different teams and individual employees.

From finance or management to operations, **PowerBI ScoreCards** can be adapted to each of your organization's departments and managed from the same Power BI workspace. KPIs can have as many fields and hierarchies as necessary to reflect your organization.

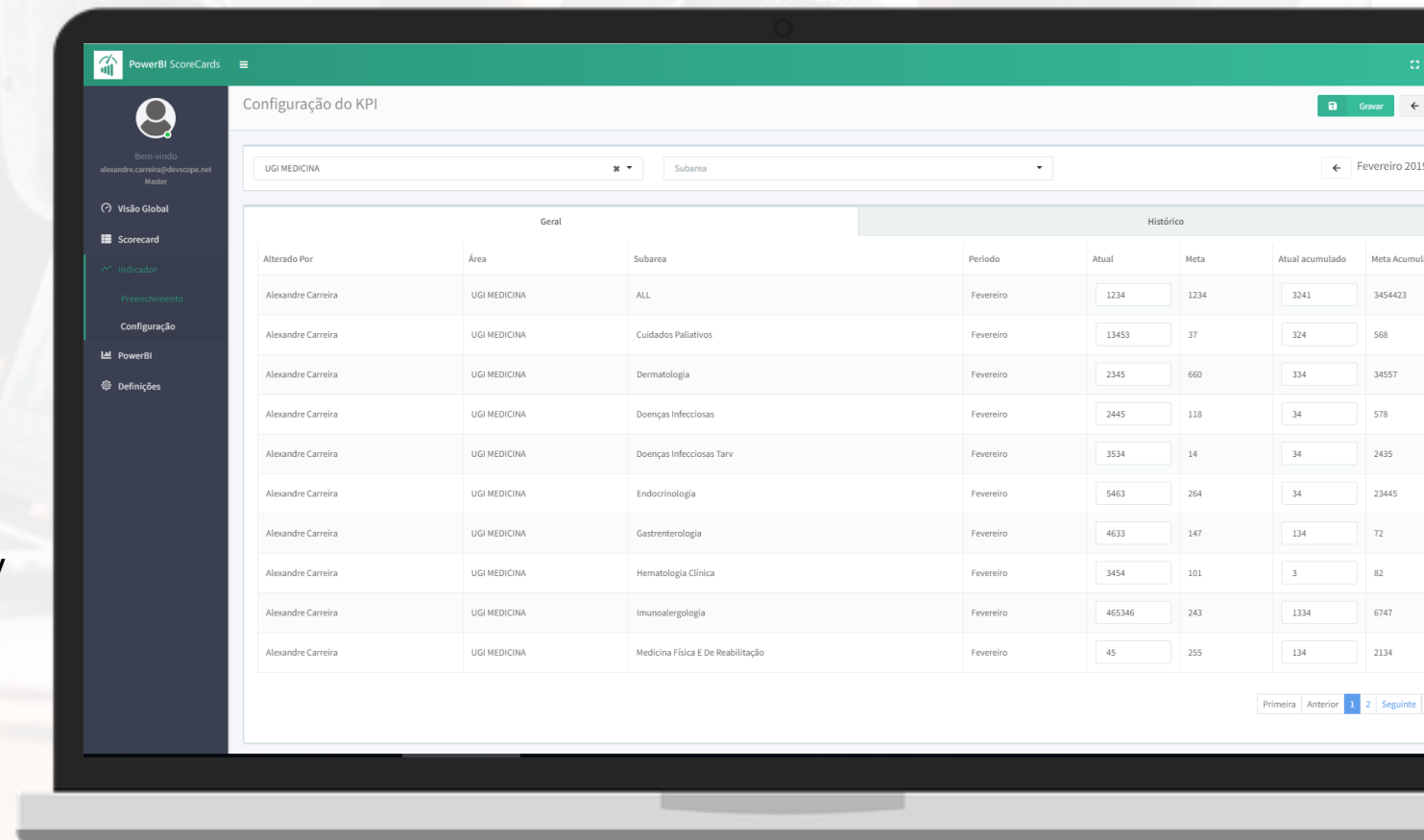


Drastically reduce time spent measuring KPIs

PowerBI ScoreCards

Automate the scorecard process by connecting **PowerBI ScoreCards** to a **SQL** database or **DAX** query and save employees the unreliable, tedious and time-consuming task of manually reporting KPIs. This also means saving the organization many hours each month, since most data can be automatically fetched and added to the scorecard, and employees notified to timely fill in any necessary manual information input.

If your organization uses **Excel** spreadsheets or CSV files to register KPIs, these can be imported to **PowerBI ScoreCards**.



The screenshot displays the 'Configuração do KPI' interface. It features a sidebar with navigation options: 'Visão Global', 'Scorecard', 'Indicador', 'Preenchimento', 'Configuração', 'PowerBI', and 'Definições'. The main content area shows a table with columns for 'Alterado Por', 'Área', 'Subarea', 'Período', 'Atual', 'Meta', 'Atual acumulado', and 'Meta Acumulado'. The table is filtered for 'UGI MEDICINA' and 'Subarea'. The data is organized into 'Geral' and 'Histórico' tabs. The 'Histórico' tab is active, showing a list of KPI entries for February 2018.

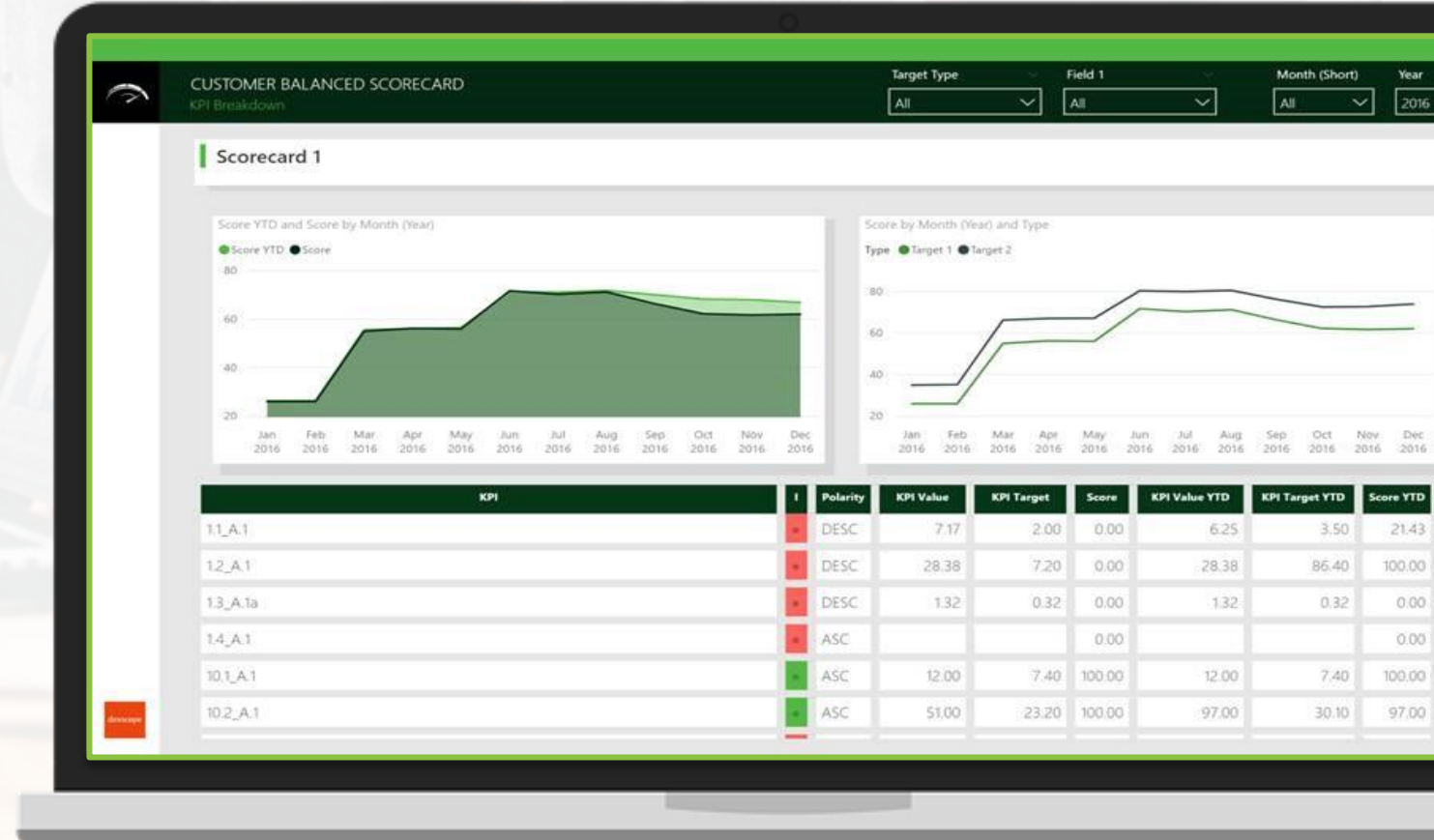
Geral			Histórico				
Alterado Por	Área	Subarea	Período	Atual	Meta	Atual acumulado	Meta Acumulada
Alexandre Carreira	UGI MEDICINA	ALL	Fevereiro	1234	1234	3241	3454423
Alexandre Carreira	UGI MEDICINA	Cuidados Paliativos	Fevereiro	13453	37	324	568
Alexandre Carreira	UGI MEDICINA	Dermatologia	Fevereiro	2345	660	334	34557
Alexandre Carreira	UGI MEDICINA	Doenças Infecciosas	Fevereiro	2445	118	34	578
Alexandre Carreira	UGI MEDICINA	Doenças Infecciosas Tarv	Fevereiro	3534	14	34	2435
Alexandre Carreira	UGI MEDICINA	Endocrinologia	Fevereiro	5463	264	34	23445
Alexandre Carreira	UGI MEDICINA	Gastrenterologia	Fevereiro	4633	147	134	72
Alexandre Carreira	UGI MEDICINA	Hematologia Clínica	Fevereiro	3454	101	3	82
Alexandre Carreira	UGI MEDICINA	Imunologia	Fevereiro	465346	243	1334	6747
Alexandre Carreira	UGI MEDICINA	Medicina Física E De Reabilitação	Fevereiro	45	255	134	2134

Align your business with mission and vision

PowerBI ScoreCards

Despite an abundance of data, many managers still rely on their gut to make key-decisions, leading to overall inconsistent results. To understand if a company is working towards their vision, managers need a clear view of their team's performance in order to take corrective actions.

PowerBI ScoreCards introduces visual communication to strategy and allows managers to monitor the performance of teams and departments with the necessary clarity to make sure everyone is working towards the same goals and under the same overall strategy.



Key features

PowerBI ScoreCards



Automatic and manual input

Build your company's scorecards using either manual input or automatic data collection. PowerBI ScoreCards supports SQL and DAX queries.



No coding

All KPIs and scorecards are set up using a simple user interface. No coding language knowledge is required to use PowerBI Scorecards.



No Installation

PowerBI Scorecards is a web-based application – accessible through the browser of your choice – and requires no installation.



Powered by Microsoft Power BI

PowerBI Scorecards uses Microsoft Power BI to output beautiful reports and dashboards with your company's data. This feature requires a Microsoft Power BI (free) license.



Ready to use

PowerBI Scorecards comes with ready to use templates for selected business areas. Pick the one that best suits your company and get a head start on setup..



Segmented Access

Grant members of your team access to specific indicators or share your scorecard project with everyone involved in a project.

Price

BASIC	STANDARD	ENTERPRISE
Annual contract	Annual contract	Annual contract
Unlimited Users	Unlimited Users	Unlimited Users
1 scorecard	5 scorecards	Unlimited scorecards
100 KPIs	500 KPIs	Unlimited KPIs
5 hours of online support	10 hours of online support	10 hours of online support
999.99€	1,749.98€	2,499.98€

DevScope resellers have a 10% discount over the displayed price.

For contracts longer than 1 year, on-premises setup or additional BI setup services, please ask our team for a quote at

support@devscope.net

Also by DevScope



PowerBI Tiles Pro

Embed real-time or high-definition pictures of reports in PowerPoint presentations, Word documents or Outlook emails.



PowerBI Robots

Schedule and send reports and dashboards as images or PDF files to anyone by email, to a SharePoint library or File System, or any smart device.



PowerBI SmartPivot

Connect Excel and OLAP data cubes to Power BI, scan data content on an analytical model with granularity and create highly detailed tables.



PowerBI Portal

Embed any Power BI reports and dashboards on a portal, and share it with anyone, even people outside your organization or without a Power BI account, while optimizing your organization's Azure costs.

About us

DevScope is a **Microsoft Gold Partner** specialized in helping companies stay competitive and get over both market and organizational problems.

For 15 years, we've developed and implemented solutions in several areas, from retail to healthcare and real estate, always working with the latest tech and delivering results.



Clients



The logo for devscope, featuring the word "devscope" in white lowercase letters centered within a solid orange square.

devscope

Rua de Passos Manuel, nº223, 3º

4000-385 Porto, Portugal

info@devscope.net

+351 223 751 350