



Improving teamwork with apps for Microsoft Teams

An app governance guide for global IT admins

Integrate favorite apps into Teams

Maintain control

One location to manage app access and track usage in the [admin center](#)

Enable new collaboration and engagement

Take advantage of product innovation



Types of apps for Teams

First-party apps

Developed by Microsoft

Microsoft Office 365 or Office workloads

Enable “better together” scenarios

Third-party apps

Not built by Microsoft

Popular work applications

Enabled in central location

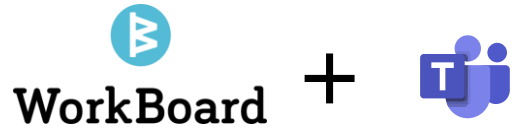
Custom apps

Built by your organization

Custom for business needs

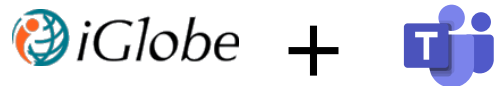
Accessible by users in Teams

**Focus of this deck:
Third-party apps**



"We actively recommend Workboard's solution and Office 365 to our colleagues and customers. Combining strategic priorities, metrics and execution with chat in Microsoft Teams is **very powerful and convenient.**"

– Philipp Schett
Managing Consultant, [Detecon, Inc. Deutsche Telekom Group](#)



"...Office 365 is even better with Office 365 extensions... iGlobe CRM for Office 365 is **so easy to use** our staff is **actually using it!**"

– Kevin J. McMillen
CEO/Founder, [RyanTech](#)



"Talla and Teams have completely changed our workflows, making it **much easier to find information.**"

– Mouin Sayegh
Vice President of Operations,
[Intellicentrics | Experience SEC3URE Healthcare](#)




How to integrate business apps into Teams securely

- 1 Identify relevant third-party apps for Teams
- 2 Manage access to Teams apps
- 3 Assign permissions
- 4 Enable users to collaborate with apps
- 5 Best practices and technical resources



1 Identify relevant third-party apps for Teams

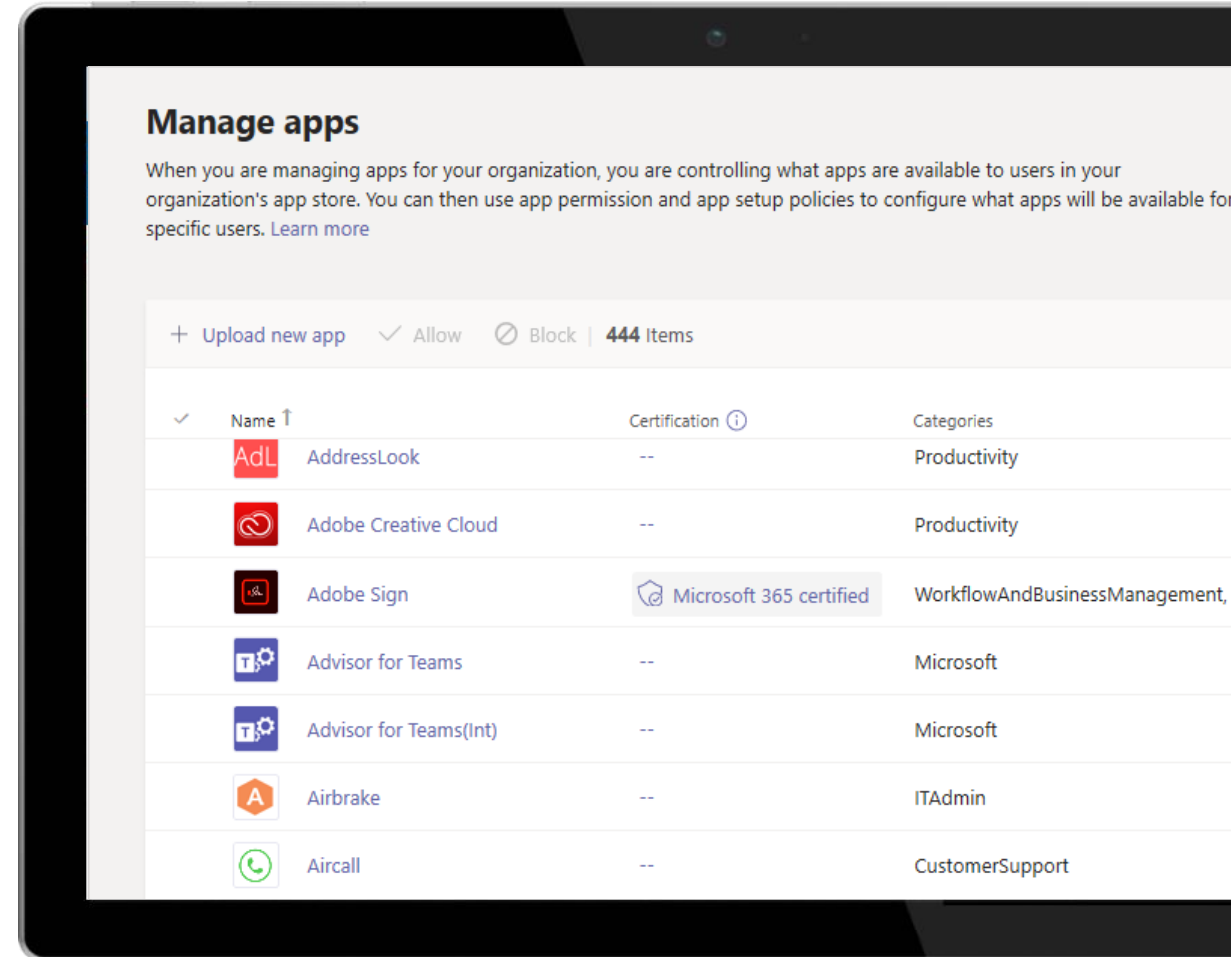
450+ third-party apps available in Teams app store and more on the way...



Identify relevant **third-party apps**

From [Manage apps page](#) in the left navigation of the Microsoft Teams admin center

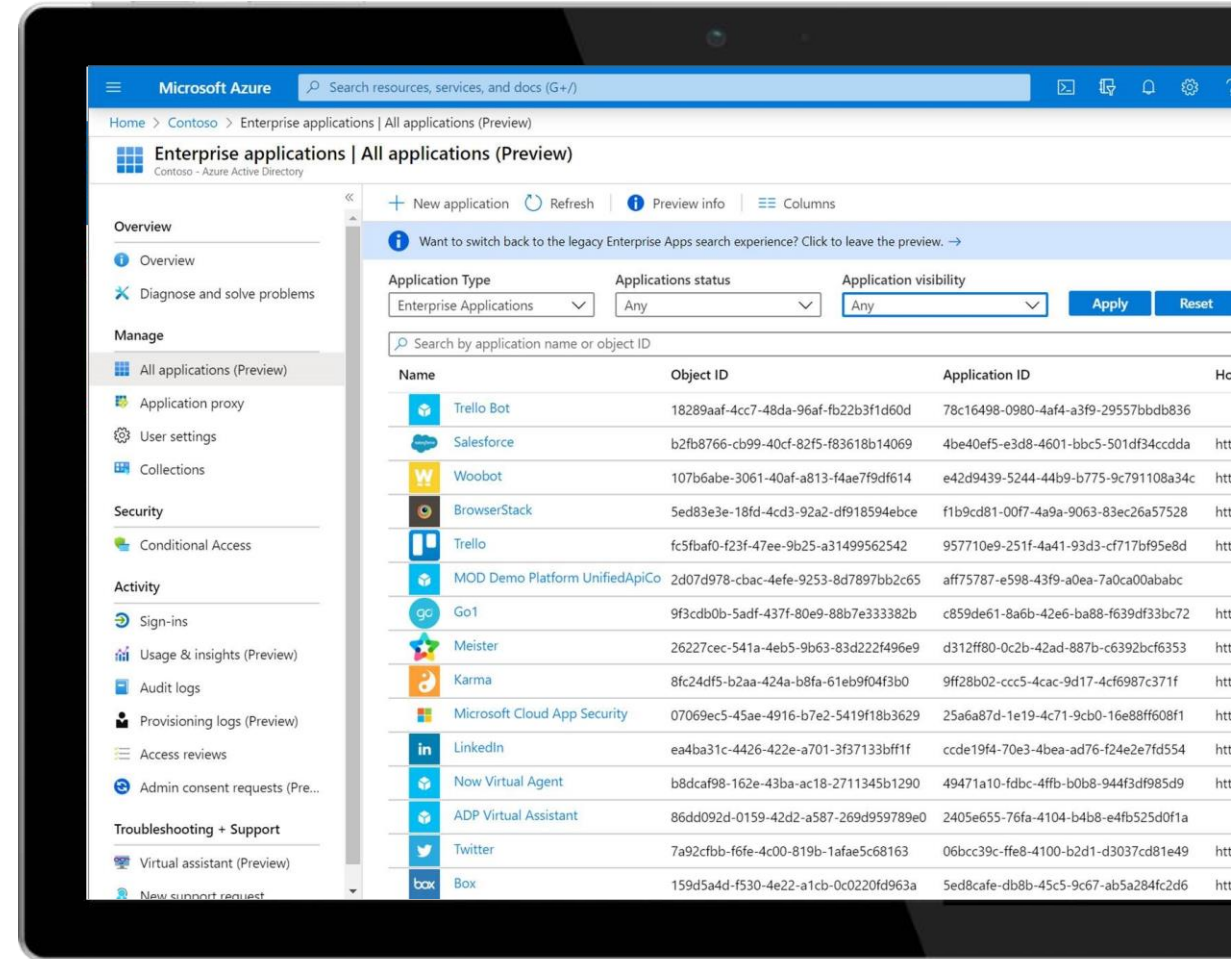
Review the apps available in the catalog



Identify relevant third-party apps enabled for single sign on

From the [Azure portal](#), Azure Active Directory tab, choose Enterprise Applications

Review web applications in your app catalog already enabled for Azure Active Directory. These are perfect candidates to bring into Teams.



2 Manage access to apps for Teams

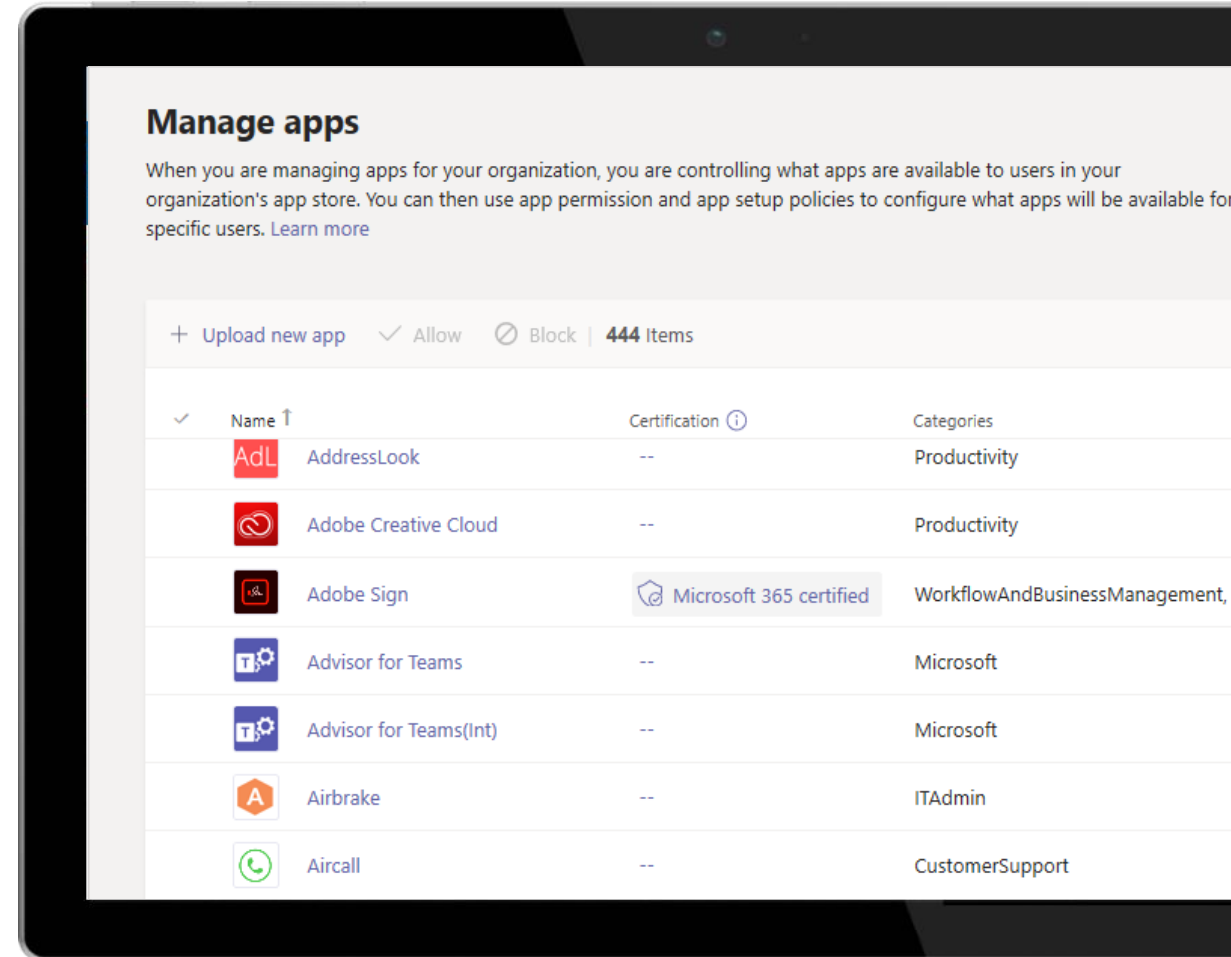
Manage organizational access

From [Manage apps page](#) in the left navigation of the Microsoft Teams admin center

View org-level status and properties of apps

Manage org-wide app settings

Manage tenant app catalog by blocking or allowing apps at the org level



3 Assign permissions

Assign permissions

From [Permission policies page](#) in the left navigation of the Microsoft Teams admin center

Create and edit an app permission policy

Assign a custom policy to block or allow apps for specific users

Assign access to specific users

Alternatively, assign [access to groups by using PowerShell controls](#)

Add app permission policy

Description

Microsoft apps
Choose which Teams apps published by Microsoft or its partners can be installed by your users.

Allow all apps

Third party apps
Choose which Teams apps published by a third party that can be installed by your users.

Block specific apps and allow all others

Add apps that you want to block.

Block apps

Apps list can't be empty.

Tenant apps
Choose which tenant apps can be installed by your users.

4 Enable users to collaborate with apps

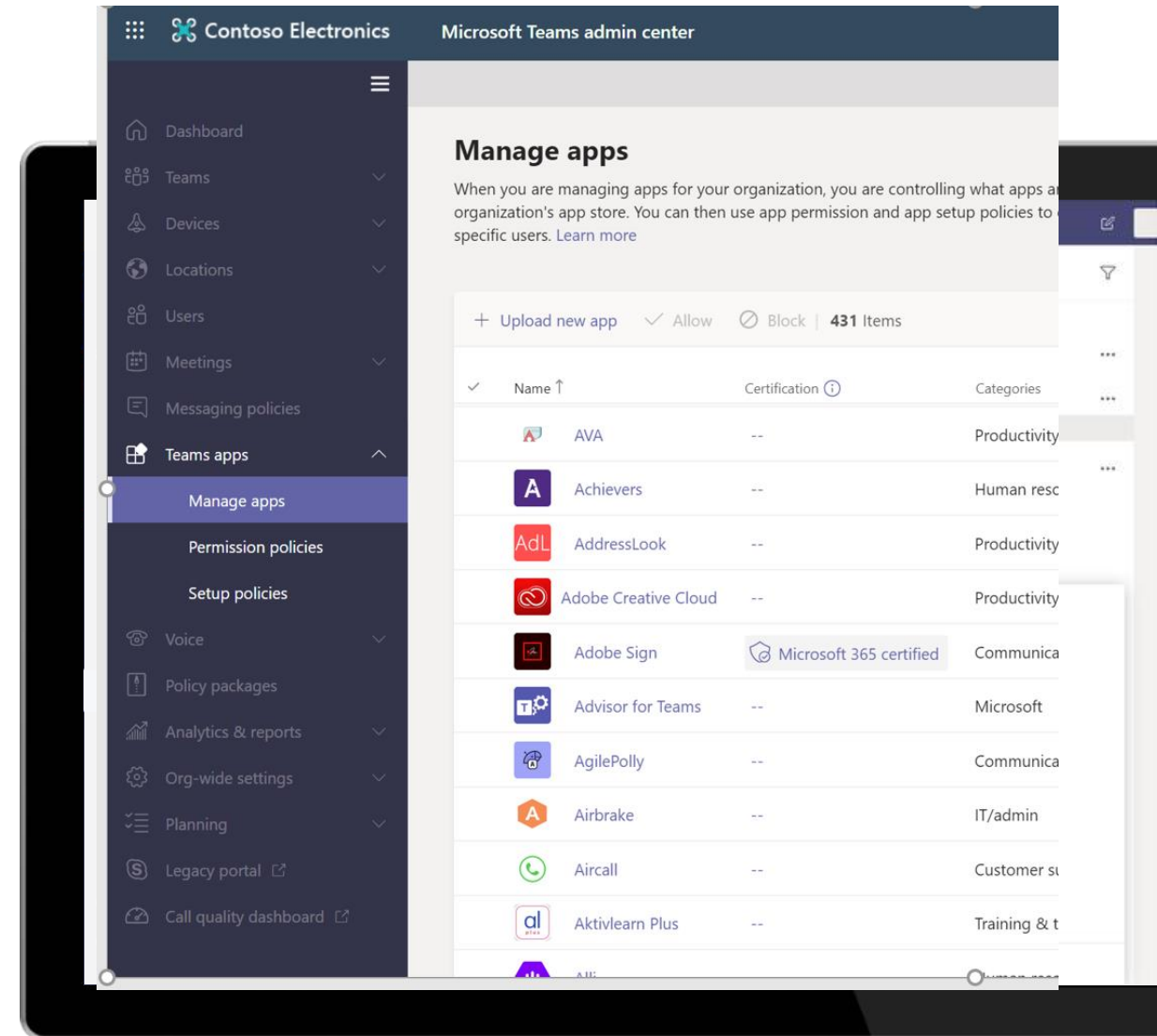
Control how users find apps

From [Setup policies page](#) in the left navigation of the Microsoft Teams admin center

Control which apps you pin to app bar and set order

Control whether users can pin apps to Teams

Install apps on behalf of users (preview) and choose which apps are installed by default



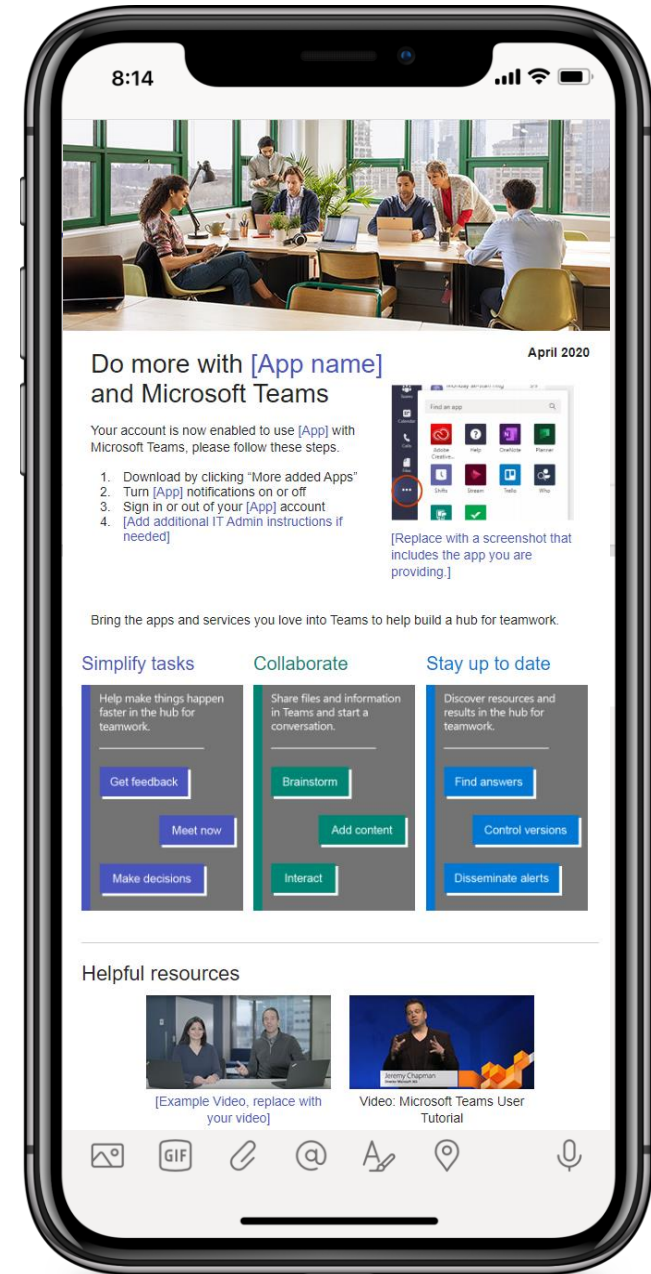
Communicate app availability

Use Microsoft resources

Click on the icon below and customize the email template to let users know their accounts have been enabled. Add additional corporate guidance as you see fit.



Do more with AppName and Microsoft Teams.msg



Show users how to pin apps

https://www.youtube.com/watch?v=uOEmD_Mf-yg

admin.teams.microsoft.com/policies/app-setup/edit/Q2hyaXM=

Microsoft Teams admin center

App setup policies \ Chris

Chris

Description

Allow uploading custom apps Off

Pinned apps

Choose the order that apps are pinned in the Teams app navigation bar.

Name	App ID	Distributor
News	7ea763e9-b2e2-4995-9ece-3135c72b7167	Christian Maier
Calling	20c3440d-c67e-4420-9f80-0e50c39693df	Microsoft
Chat	86fcd49b-61a2-4701-b771-54728cd291fb	Microsoft
Planner	com.microsoft.teamspace.tab.planner	Microsoft Corp.
Contoso Talent	f3d1f497-abac-4317-b5bf-c70ca5171a4c	Microsoft
Kronos	1e582d3c-1393-4186-ab5b-eac92d3b0cd0	Kronos, Inc.

Save Cancel

Microsoft Teams

News

Top Stories Local National Opinion W

ANALYSIS

Defiant a gamble p

Brian Pallister
Manitoba's p
Progressive C

Canada - Man

Federal electi

Wednesday

Prime Minist
off the feder
Rideau Hall a

5 Best practices and technical resources

Common scenarios: **Best practices**



Manage and control

- Manage apps for Teams by allowing or blocking apps, either org-wide or for specific users.
[See app permission policies](#)
- Manage users' app experiences by surfacing which apps for Teams to pin to the app bar.
[Learn about app setup policies](#)
- Control who in the organization can upload custom apps for Teams to Microsoft Teams.
[See app policies and settings](#)
- [Pin the apps in Teams](#)



Attend a live Microsoft-led training

[Learn to use apps in Microsoft Teams](#)



Support your remote workforce

Read [this FAQ](#) to help support the increasing number of users working remotely.

More resources

- [Microsoft Teams admin training](#)
- [Microsoft Teams admin tutorial and updates \(Ignite 2019 session\)](#)
- [Manage app lifecycle with Microsoft Teams admin tools \(Ignite 2019 session\)](#)
- [Integrate your apps and automate workflows in Microsoft Teams](#)
- [Manage your line-of-business apps in Microsoft Teams](#)
- [Manifest schema for Microsoft Teams](#)

Get Teams deployment & adoption support

- aka.ms/SuccessWithTeams
- aka.ms/MicrosoftAdoption

