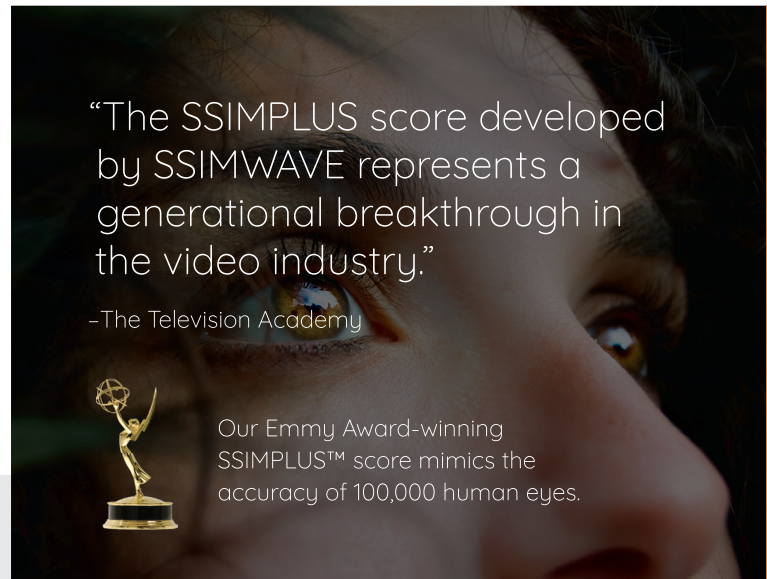


When volume is the name of the game, are you ready for prime time?

Finally, there's a way to measure asset quality consistently across file-based video workflows using one standardized measurement. Introducing **SSIMPLUS VOD Monitor Production** a cloud-based, cross-workflow quality assessment tool to handle asset volumes found in VOD production environments.

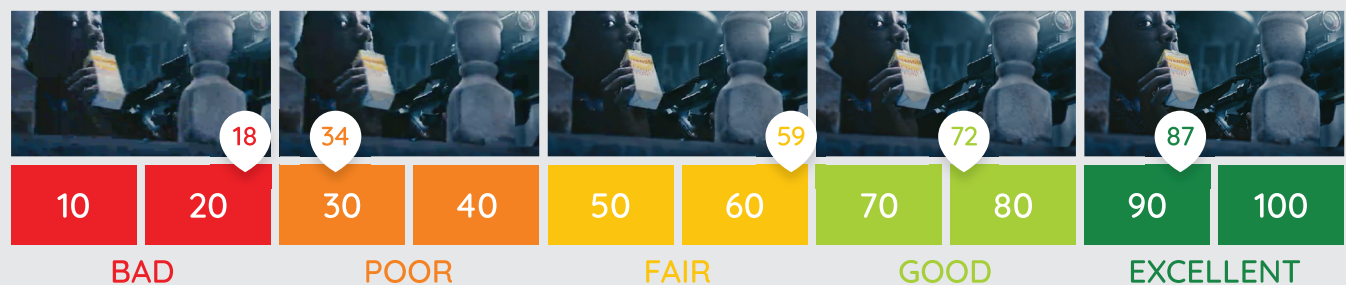
Quality Control like never before. Focus on problems that really matter—pass/fail notification based on target viewer experience thresholds. This can scale from a small batch to a large volume of assets and integrates into your workflow via RESTful API for:

- ✓ Video quality comparison using a standardized measurement from source to different outputs (source to encode, encode to transcode, or source to transcode).
- ✓ Creation of an infinite amount of custom alert templates to handle various kinds of content (animation, sports, news, etc.), and multiple devices, codecs and bitrate configurations.
- ✓ Algorithmic processing of video in near PSNR speeds—4K is delivered in real-time, HD at 5X and up to 15X faster than real-time for SD.



Know the score when it comes to video quality

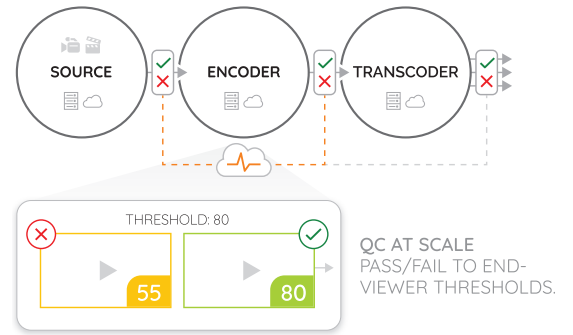
The SSIMPLUS score is the most accurate measurement representing how end-viewers perceive video quality. Our score can tell exactly where video quality degrades.



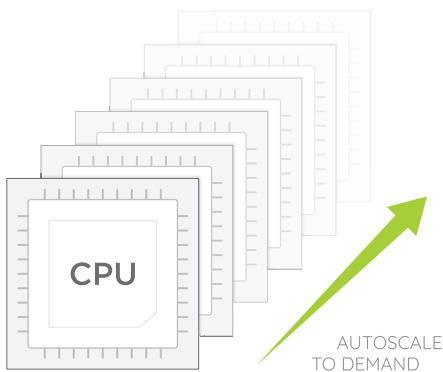
Helping your workflow, work

VOD Monitor Production empowers you to make critical decisions when content quality falls below expected end-viewer thresholds. Asset monitoring from Source, Encoders, and/or Transcoders output will ensure easy identification if any part of your video infrastructure is negatively impacting content delivery.

Assets from the first reference point are evaluated using the SSIMPLUS score and are then compared with the second outputs' SSIMPLUS score. Previously, this was an apples to oranges comparison, because varying parts of the workflow used different measurement metrics. Now we're introducing the ability to have the same measurement score used on a piece of content anywhere in the source through transcoder workflow.



Elastic compute



The ability to adjust the delicate balance between video quality and customer satisfaction can be the difference between keeping viewers on your content or not. Our customers have configured workflows to quickly identify assets based on specific viewer experience scores. VOD Monitor Production is packaged in a platform that increases and decreases compute power as needed. Spend resources only when you need them and still keep viewers happy. We call that a winning score, anyway you measure it.

SSIMPLUS VOD Monitor Production is a tailored turnkey or custom deployment running on a Kubernetes platform within Google Cloud Engine, AWS EC2 or On-Premise Data Centers.

With eyes on viewer experience, augment your quality control to quickly and easily identify input and output assets that fall below end-viewer thresholds.

Video Codecs

AV1, Apple ProRes, Google VP9, H.261, H.263 / H.263-1996, H.263+ / H.263-1998 / H.263 version2, H.264 / AVC / MPEG-4AVC / MPEG-4 part 10, HEVC, JPEG 200, JPEG-LS, MPEG-1 video, MPEG-2 video, MPEG-4 part 2, On2 VP6, On2 VP3, On2 VP5, On2 VP6, On2 VP6, On2 VP7, On2 VP8, QuickTime Animation video, Theora, Windows Media Video 7, Windows Media Video 8, Windows Media Video 9.

Media Container Formats

AV1, AVI, AVR, AVS, DV, FLV, GXF, H261, H263, H264, HEVC, IFF, IVR, LVF, LXF, M4V, MJ2, Mjpeg, Mjpeg_2000, MOV, MP4, MPEG-PS, MPEG-TS, MVE, MXF, V210, WebM, YUV, 3G2, 3GP.

HDR Formats

HDR10, HLG*, Dolby Vision*. *coming soon.

For live streaming, to monitor thousands of live channels, contact us to find out about **SSIMPLUS Live Monitor**.

Improving the viewer experience of tens of millions of subscribers in North America 24/7.



67th Primetime Engineering Emmy® Award WINNER



SSIMWAVE®
HELLO@SSIMWAVE.com | SSIMWAVE.com