

# Project & Program Control

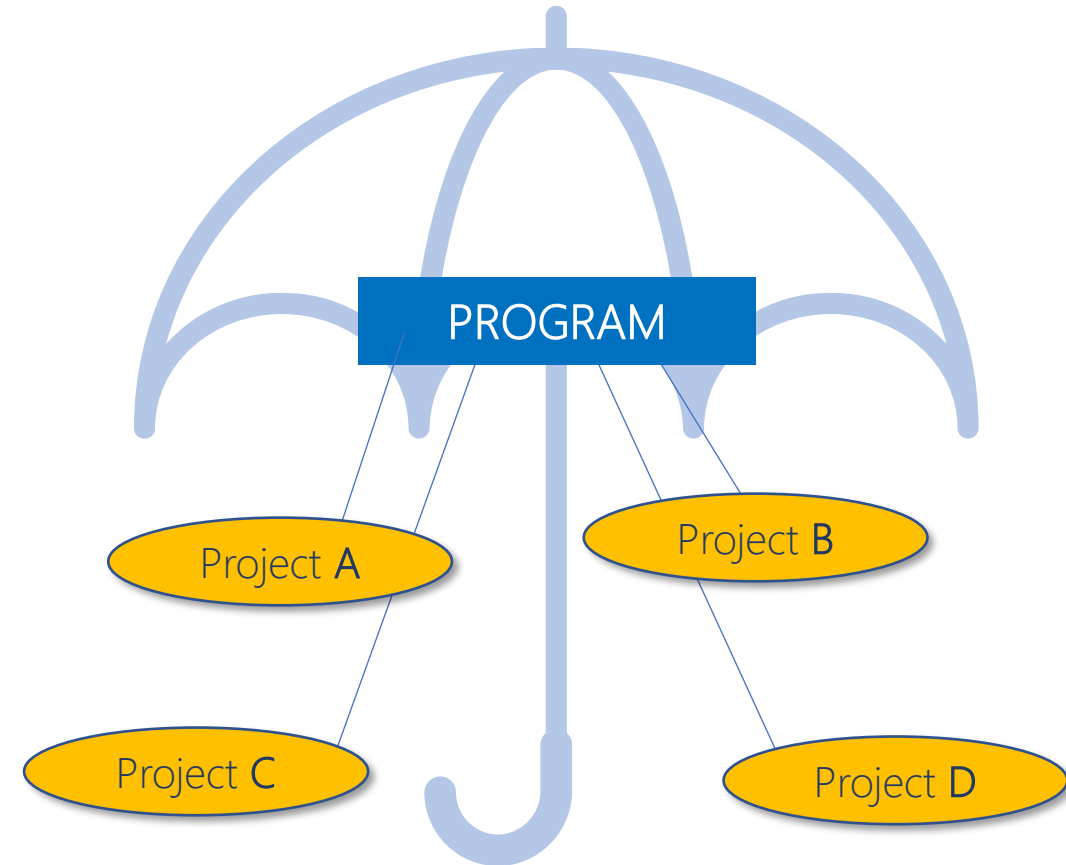
*A public-sector use case leveraging  
Microsoft Power BI, SharePoint and  
Microsoft Teams*

Presented by Kiefer Consulting

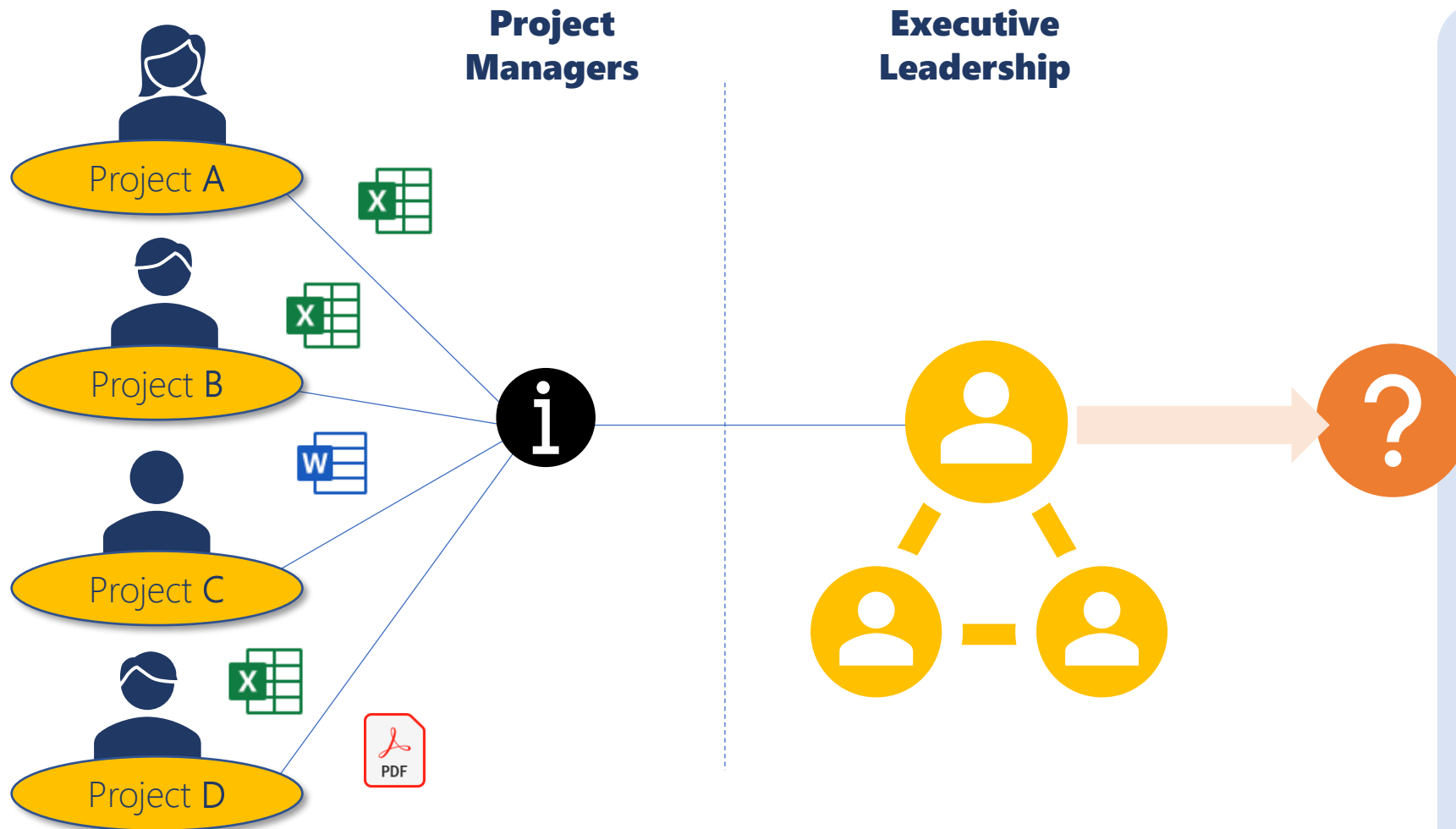


# Public Sector Project Management

- Most departments across state and local government are managing a portfolio of **projects**
- It is common for the projects to be a part of a larger **program**



# Project & Program Reporting



## Challenges:

- Varying formats
- Inconsistency in reporting
- No dashboard to evaluate the overall health of projects and program (scope, schedule, budget)

# Solving the Problem

*Kiefer leveraged several Microsoft 365 applications to build a solution for **project and program reporting**.*

What questions do you want to *easily* answer?

- Budget (on budget / over budget)
- Milestones
- Issues / Risks
- Projects by Project Manager



- *Dashboard available in Microsoft Teams*
- *Collaboration platform and allows teams to pull up dashboards within the application*
- *Integration with SharePoint Lists for data collection in Teams*



- *Standardize reporting*
- *Single-source-of-truth*
- *Ensure data quality*



- *Project and program reporting and dashboards*



11/3/2021

## About this Demo:

This is a **demonstration** project reporting dashboard.

This demo was built to highlight the capabilities of the solution without exposing actual client data.

*This demo is based on an actual solution we implemented for a client.*



XYZ INC
XYZ INC Portfolio

**Project Type**

- Facility Modifications
- Maintenance and Repair
- New Construction
- Renovation

**Project Status**

- 01 - Active
- 02 - On Hold

**Project Manager**

- Jane Doe
- John Doe

**County**

- Los Angeles
- Placer
- Sacramento
- Sonoma

**Project**

- 121-001 - Sonoma Restoration
- 121-002 - LA Maintenance
- 211-002 - Strawberry Creek
- 355-001 - Boulder Transit
- 355-001 - Ponderosa Site

**Client Name**

- eStruction

**Executive Summary**

5	\$3.34M	\$1.83M	\$140K	2	(Blank)
Projects	Current Budget	Expended	Budget vs Forecast	High Impact Risks	Upcoming Milestones

**Projects on Budget**

Title	Current Budget	Expended	Budget vs Forecast
121-001 - Sonoma Restoration	\$1,075,000	\$470,000	\$155,000 <span style="color: green;">●</span>
121-002 - LA Maintenance	\$675,000	\$445,000	\$30,000 <span style="color: green;">●</span>
211-002 - Strawberry Creek	\$785,000	\$425,000	\$65,000 <span style="color: green;">●</span>
355-001 - Ponderosa Site	\$260,000	\$90,000	\$60,000 <span style="color: green;">●</span>
<b>Total</b>	<b>\$2,795,000</b>	<b>\$1,430,000</b>	<b>\$610,000</b>

**Projects off Budget**

Title	Current Budget	Expended	Budget vs Forecast
355-001 - Boulder Transit	\$545,000	\$400,000	(\$170,000) <span style="color: red;">◆</span>
<b>Total</b>	<b>\$545,000</b>	<b>\$400,000</b>	<b>(\$170,000)</b>

**High Impact Risks**

Project	Risk	Date Identified	Description
121-001 - Sonoma Restoration	COVID-19 Schedule Delay	3/15/2020	Potential schedule delays due to COVID-19 pandemic
211-002 - Strawberry Creek	Earthquake	9/13/2020	Currently being assessed, damage unknown.

**Upcoming Milestones (Next 90 Days)**

Project	Milestone	Planned	Actual / Forecast

*Kiefer has delivered project and program reporting solutions for several SLG clients*





## XYZ INC Portfolio

**Project Type**

- Facility Modifications
- Maintenance and Repair
- New Construction
- Renovation

**Project Status**

- 01 - Active
- 02 - On Hold

**Project Manager**

- Jane Doe
- John Doe

**County**

- Los Angeles
- Placer
- Sacramento
- Sonoma

**Project**

- 121-001 - Sonoma Restoration
- 121-002 - LA Maintenance
- 211-002 - Strawberry Creek
- 355-001 - Boulder Transit
- 355-001 - Ponderosa Site

**Client Name**

### Executive Summary

5	\$3.34M	\$1.83M	\$140K	2	(Blank)
Projects	Current Budget	Expended	Budget vs Forecast	High Impact Risks	Upcoming Milestones

#### Projects on Budget

Title	Current Budget	Expended	Budget vs Forecast
121-001 - Sonoma Restoration	\$1,075,000	\$470,000	\$155,000 <span style="color: green;">●</span>
121-002 - LA Maintenance	\$675,000	\$445,000	\$30,000 <span style="color: green;">●</span>
211-002 - Strawberry Creek	\$785,000	\$425,000	\$65,000 <span style="color: green;">●</span>
355-001 - Ponderosa Site	\$260,000	\$90,000	\$60,000 <span style="color: green;">●</span>
<b>Total</b>	<b>\$2,795,000</b>	<b>\$1,430,000</b>	<b>\$210,000</b>

#### Projects off Budget

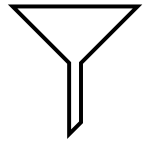
Title	Current Budget	Expended	Budget vs Forecast
355-001 - Boulder Transit	\$545,000	\$400,000	(\$170,000) <span style="color: red;">◆</span>
<b>Total</b>	<b>\$545,000</b>	<b>\$400,000</b>	<b>(\$170,000)</b>

#### High Impact Risks

Project	Risk	Date Identified	Description
121-001 - Sonoma Restoration	COVID-19 Schedule Delay	3/15/2020	Potential schedule delays due to COVID-19 pandemic
211-002 - Strawberry Creek	Earthquake	9/13/2020	Currently being assessed, damage unknown.

#### Upcoming Milestones (Next 90 Days)

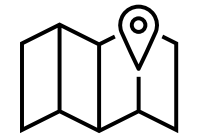
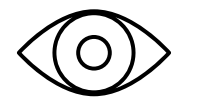
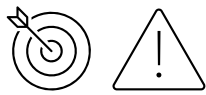
Project	Milestone	Planned	Actual / Forecast
---------	-----------	---------	-------------------



Filter by specific criteria



At-a-Glance



# Keys to Success: Power BI

Don't overengineer

Timing and engagement is important to dashboard accuracy

Deliver actionable insights quickly



*Feedback on today's presentation or to learn more.*

Contact Brian Wallace  
[bwallace@kieferconsulting.com](mailto:bwallace@kieferconsulting.com)