

Rebate Management System



Rebate Management System allows the Admin and Buyers to maintain Trading Term Agreement (TTA), Manual Claim, Promo Rebate Agreement and CDC Agreement details, printing it out as a physical contract for the suppliers to sign and acknowledge and getting it confirmed.

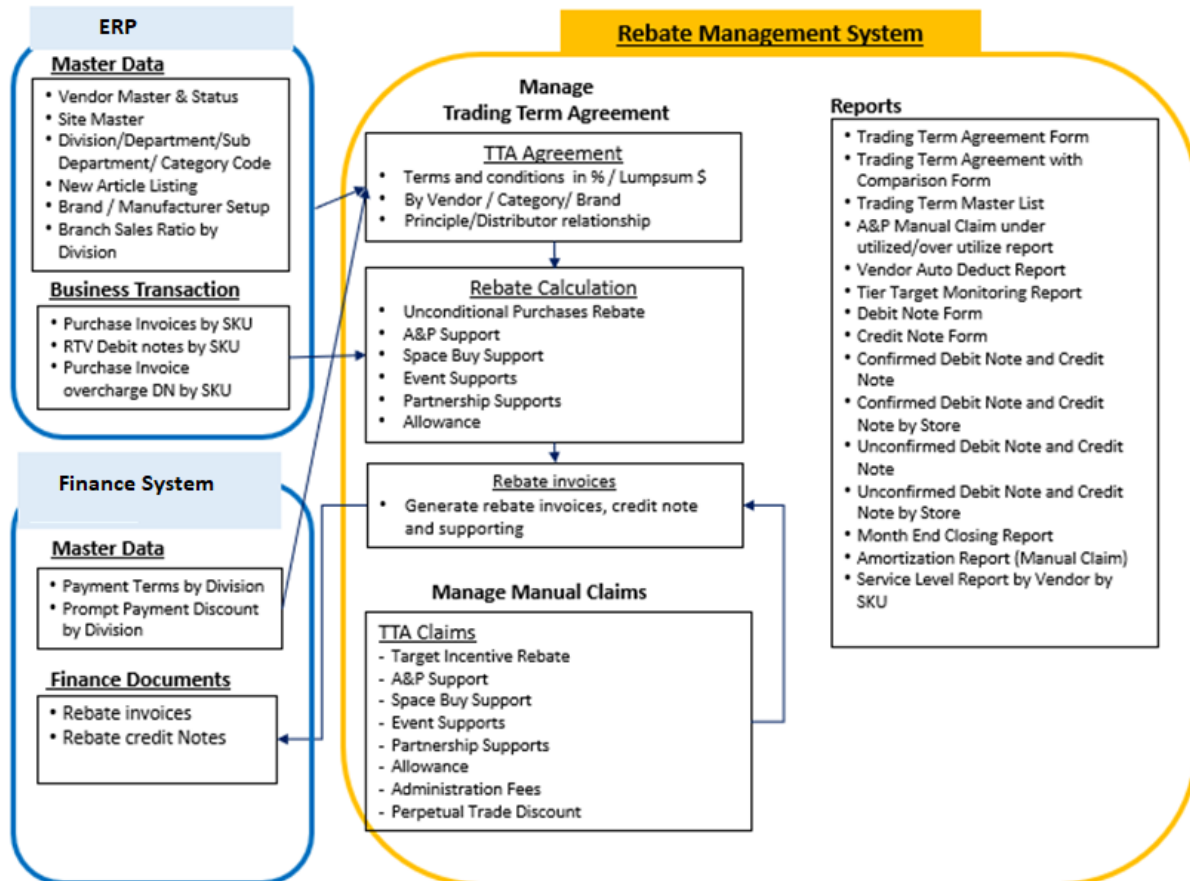
Based on the net purchase amount, quantity and gross purchase, the rebate calculation will calculate the rebate amount for the vendor and generate rebate invoices and the supporting documents.

Fully integrated with ERP and finance system, this is a license-free application that can be installed at your premise or cloud hosted.

Website

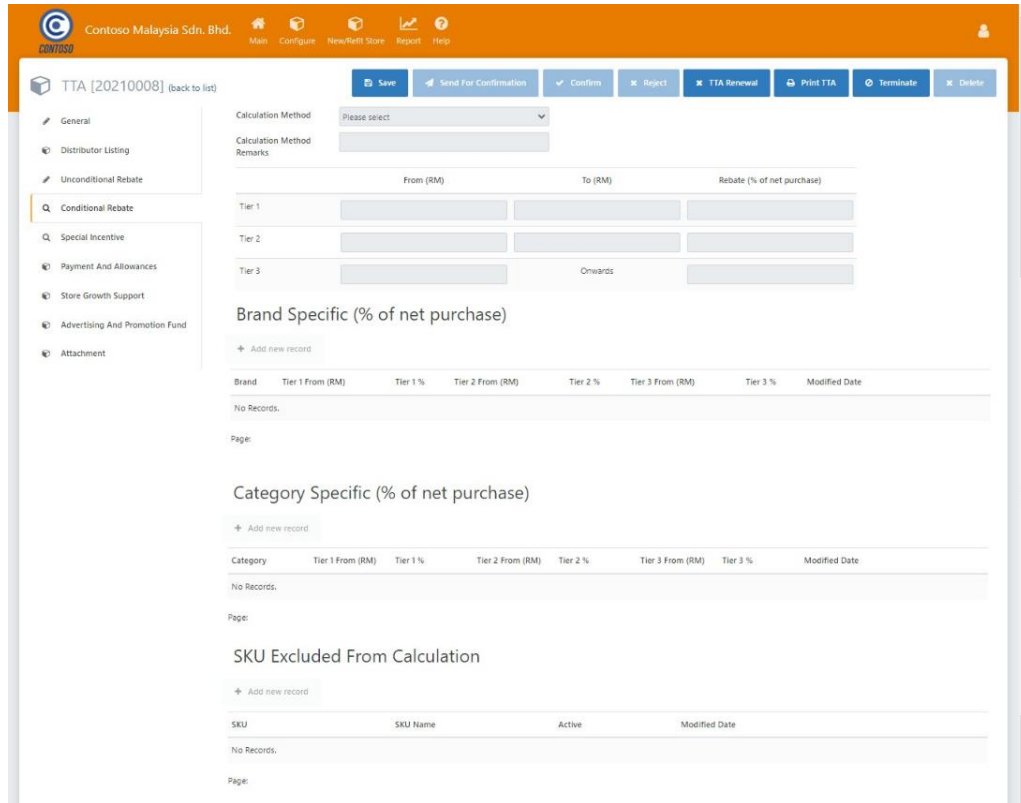
<http://www.purpleconnect.com/website/vertical-solutions/rms/>

Design



Screenshots

Conditional Rebate



The screenshot shows the configuration page for a Conditional Rebate (TTA [20210008]) in the Purple Connect system. The page is divided into several sections for configuring different types of rebates.

General Information:

- Calculation Method: Please select
- Calculation Method Remarks: [Empty field]

Table 1: Conditional Rebate Tiers

	From (RM)	To (RM)	Rebate (% of net purchase)
Tier 1	[Input Field]	[Input Field]	[Input Field]
Tier 2	[Input Field]	[Input Field]	[Input Field]
Tier 3	[Input Field]	Onwards	[Input Field]

Brand Specific (% of net purchase)

+ Add new record

Brand	Tier 1 From (RM)	Tier 1 %	Tier 2 From (RM)	Tier 2 %	Tier 3 From (RM)	Tier 3 %	Modified Date
No Records.							

Page: [Empty]

Category Specific (% of net purchase)

+ Add new record

Category	Tier 1 From (RM)	Tier 1 %	Tier 2 From (RM)	Tier 2 %	Tier 3 From (RM)	Tier 3 %	Modified Date
No Records.							

Page: [Empty]

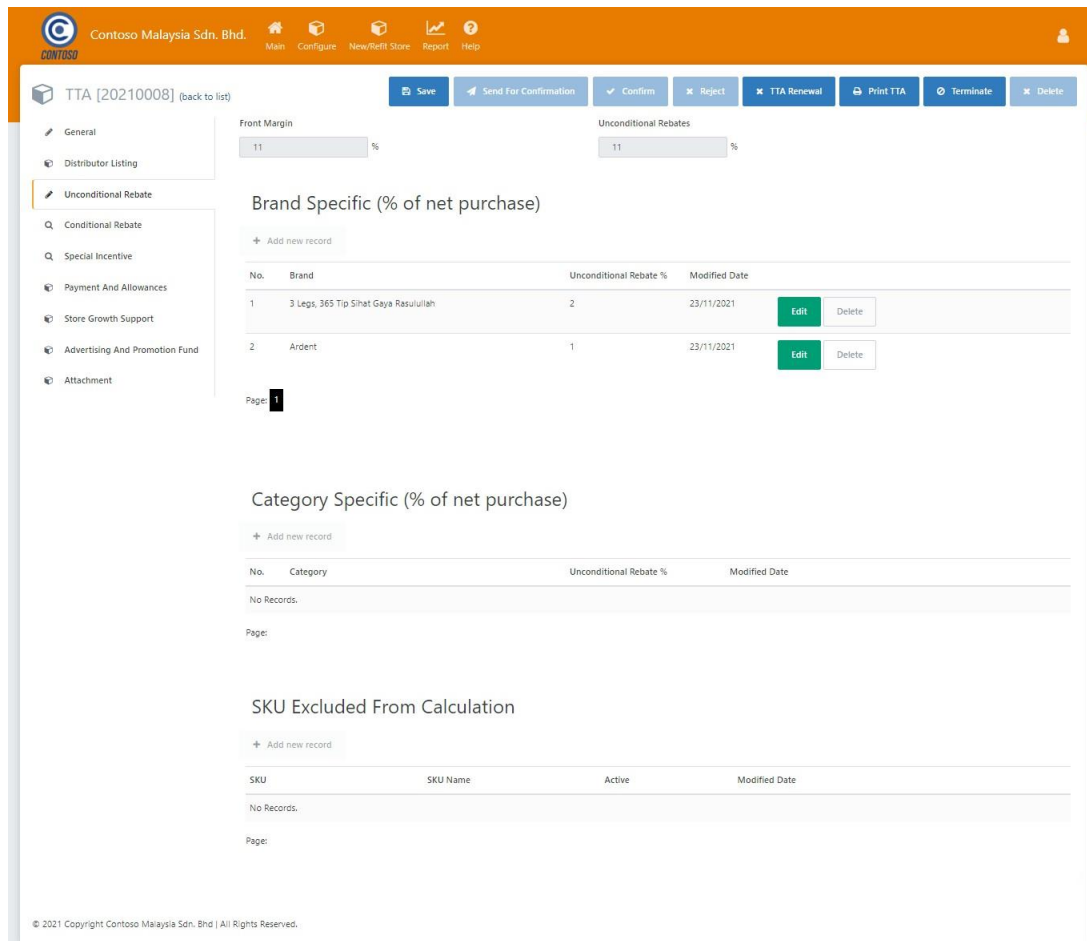
SKU Excluded From Calculation

+ Add new record

SKU	SKU Name	Active	Modified Date
No Records.			

Page: [Empty]

Unconditional Rebate



Contoso Malaysia Sdn. Bhd. | Main | Configure | New/Refill Store | Report | Help

TTA [20210008] (back to list) | Save | Send For Confirmation | Confirm | Reject | TTA Renewal | Print TTA | Terminate | Delete

Front Margin: 11 % | Unconditional Rebates: 11 %

Brand Specific (% of net purchase)

+ Add new record

No.	Brand	Unconditional Rebate %	Modified Date		
1	3 Legs, 365 Tip Sihat Gaya Rasulullah	2	23/11/2021	Edit	Delete
2	Ardent	1	23/11/2021	Edit	Delete

Page: 1

Category Specific (% of net purchase)

+ Add new record

No.	Category	Unconditional Rebate %	Modified Date
No Records.			

Page:

SKU Excluded From Calculation

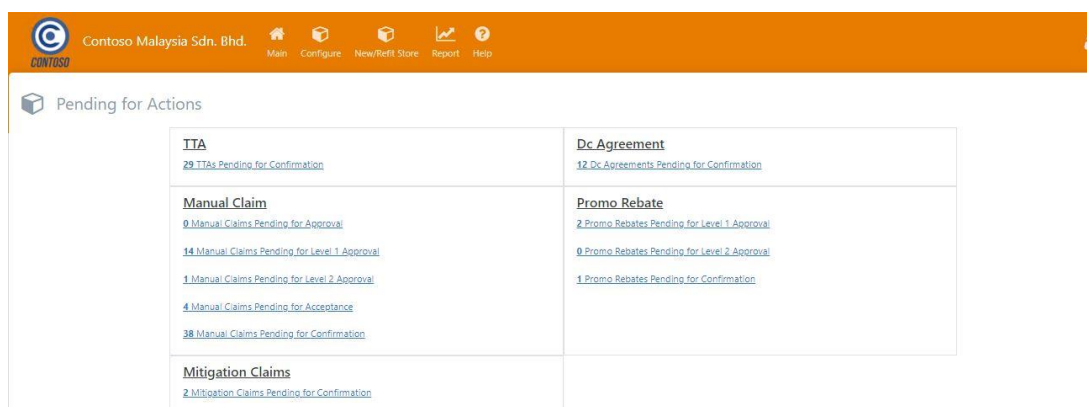
+ Add new record

SKU	SKU Name	Active	Modified Date
No Records.			

Page:

© 2021 Copyright Contoso Malaysia Sdn. Bhd | All Rights Reserved.

Dashboard

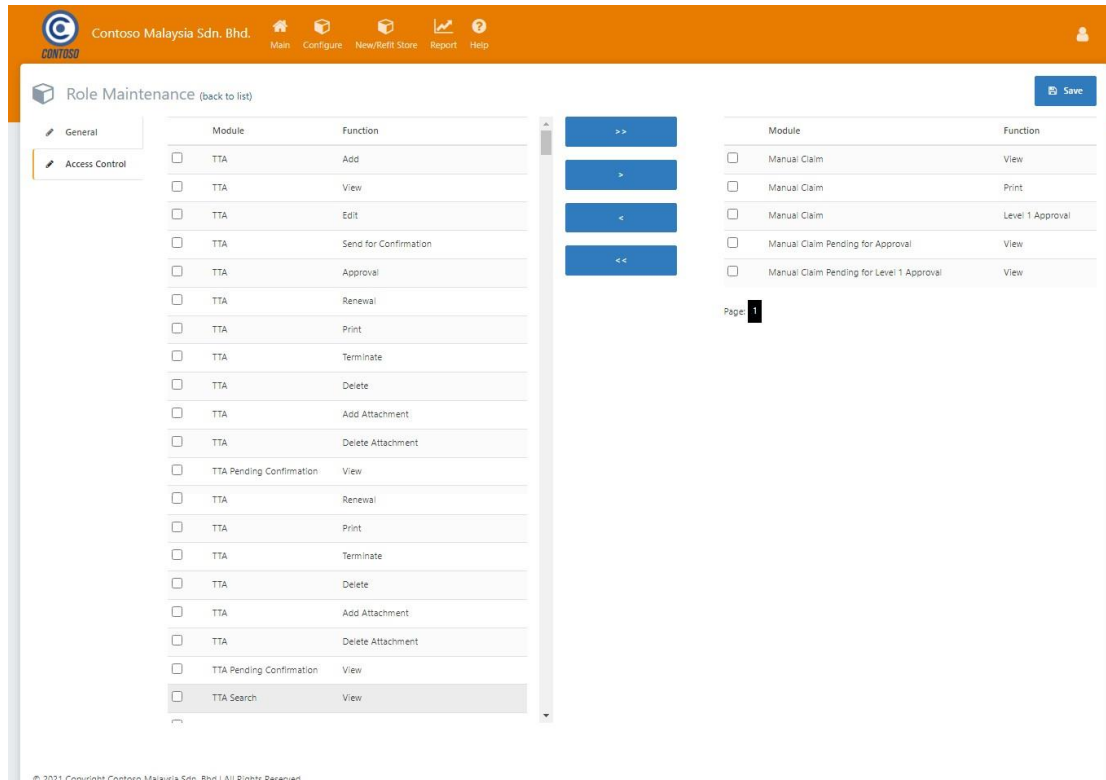


Contoso Malaysia Sdn. Bhd. | Main | Configure | New/Refill Store | Report | Help

Pending for Actions

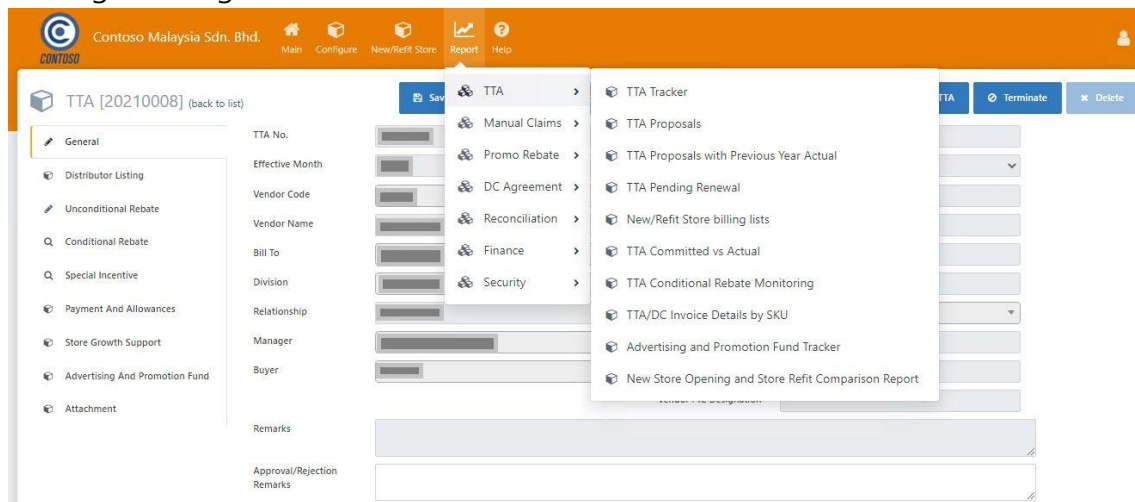
TTA 29 TTAs Pending for Confirmation	Dc Agreement 12 Dc Agreements Pending for Confirmation
Manual Claim 0 Manual Claims Pending for Approval 14 Manual Claims Pending for Level 1 Approval 1 Manual Claims Pending for Level 2 Approval 4 Manual Claims Pending for Acceptance 38 Manual Claims Pending for Confirmation	Promo Rebate 2 Promo Rebates Pending for Level 1 Approval 0 Promo Rebates Pending for Level 2 Approval 1 Promo Rebates Pending for Confirmation
Mitigation Claims 2 Mitigation Claims Pending for Confirmation	

Role Based Security



The screenshot shows the 'Role Maintenance' page. On the left, there are two tabs: 'General' and 'Access Control'. The 'Access Control' tab is active, displaying a list of roles and their functions. The roles listed are 'TTA' with various functions such as 'Add', 'View', 'Edit', 'Send for Confirmation', 'Approval', 'Renewal', 'Print', 'Terminate', 'Delete', 'Add Attachment', and 'Delete Attachment'. There are also roles for 'TTA Pending Confirmation' and 'TTA Search'. On the right, there is a 'Save' button and a table showing the selected roles and their functions. The table has columns for 'Module' and 'Function'. The selected roles are 'Manual Claim' with functions 'View', 'Print', and 'Level 1 Approval', and 'Manual Claim Pending for Approval' with function 'View'. There is also a 'Manual Claim Pending for Level 1 Approval' role with function 'View'. The page number is 'Page: 1'.

Trading Term Agreement



The screenshot shows the 'TTA [20210008]' form. The form has a 'Save' button and a 'TTA' dropdown menu. The dropdown menu is open, showing a list of TTA-related reports and functions: 'TTA Tracker', 'TTA Proposals', 'TTA Proposals with Previous Year Actual', 'TTA Pending Renewal', 'New/Refit Store billing lists', 'TTA Committed vs Actual', 'TTA Conditional Rebate Monitoring', 'TTA/DC Invoice Details by SKU', 'Advertising and Promotion Fund Tracker', and 'New Store Opening and Store Refit Comparison Report'. The form fields include 'TTA No.', 'Effective Month', 'Vendor Code', 'Vendor Name', 'Bill To', 'Division', 'Relationship', 'Manager', 'Buyer', 'Remarks', and 'Approval/Rejection Remarks'. There are also 'Terminate' and 'Delete' buttons on the right side of the form.