

 data-driven

Service Catalogue



Microsoft
Partner



Gold Data Analytics
Gold Data Platform
Gold Cloud Platform

 databricks
Partner



Who We Are

At Data-Driven we strive to make our customers succeed by leveraging our industry experience and using a collaborative approach.

We deliver innovative data and AI solutions to help organisations build a data-driven culture and empower their business decisions with insights.

For case studies, solutions or more information, see: <https://data-driven.com>

Our Partners

Microsoft
Partner



Gold Data Analytics
Gold Data Platform
Gold Cloud Platform

 **databricks**
Partner

Driving business value with data



What We Do

End-to-end data and AI consulting services



Data Strategy

Assess your current data estate/analytical requirements and define a strategic roadmap to get you from where you are to where you want to be



Advanced Analytics

Our Modern Data Platform enables you to unlock additional insights and find the value in your data

Cost Optimisation

We specialise in designing and implementing Modern Data Platforms with cloud cost management and governance in mind



Modern Business

Accelerate your business transformation with our proven methodologies, process automation and business applications



Why Data-Driven?

Our proven methodologies and expertise enable you to solve your business challenges without worrying about technology



We only do Data & Advanced Analytics on Azure

We specialise in Microsoft Azure and are experts in Data, AI and Advanced Analytics. As a Consultancy we do not spread ourselves too thin or try to be a “jack of all trades”.



We Build Cost-Efficient, Modern Data Platforms

We know how expensive Big Data and ML can be so we built a tool, CloudMonitor, to keep your platform costs low. We build cost management into the Data Platform during development.



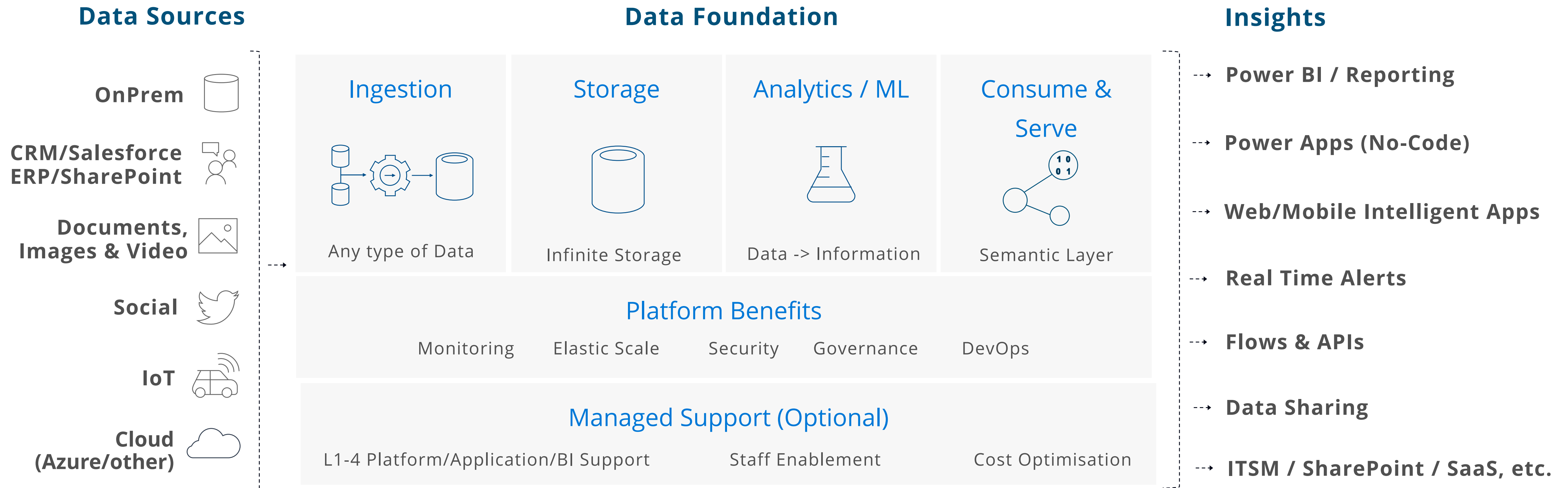
Outcomes Focused

We believe all projects should focus on delivering business value by starting with the problem and working backwards. Our Agile approach balances technology, business outcomes and ROI.



We Specialise in Modern Data Platforms

A PaaS architecture, ready for Advanced Analytics, and capable of handling any type of data





Benefits of a Modern Data Platform

Our proven methodologies and tested solution framework accelerate the adoption of Advanced Analytics in your organisation



Remove Data Silos

Consolidate your data across the organisation and extract insights from any type and size of data source.



Lower Operating Costs

Only pay for what you use with PaaS elastic scale, on-demand compute and infinite storage.



Self-Service Analytics / ML

Ability to make critical business decisions based on valuable, timely insights and quicker time-to-market.



Data Management & Governance

Your platform comes with enterprise security, cost controls, scalability and data management tools.



Machine Learning on databricks®

A massively scalable, PAYG Compute engine built on Azure for Data Engineers and Data Scientists



Removes Data Silos

Azure Databricks allows quick querying of data in a Data Lake with Notebook-style queries in 5 different languages




Unifies Data Science, Engineering & Business

Databricks improves collaboration between all stakeholders with a common interface and multiple language choices



Very Versatile

Databricks can be used for large transformations, machine learning or data exploration (self-service analytics). Use Tensorflow, scikit-learn or any other framework that you already know.



Massively scalable compute

Databricks is built by the same team who invented Apache Spark and is designed for distributed, parallel Machine Learning and compute.





Our Services

We provide end-to-end consulting services to assist you on your data journey at any stage



Data Strategy

Empower your business to adapt to ever-changing market conditions with strategic guidance



Modern Data Platforms

A modularised, extensible platform capable of delivering advanced analytics on any type of data while you focus on your business



Business Automation

We use machine learning and RPA to automate repetitive and manual tasks to reduce overheads and streamline processes



Cost Optimisation

We provide insights, preventative measures, cost governance and recommendations to reduce your operational cloud spend



Power BI Reporting

Extract insights and understand your business better with interactive dashboards and operational reporting



Data Science

ML enablement: explore your data to create additional revenue streams with the power of Data Science



Managed Support Service

Data-Driven goes beyond the development and implementation of Modern Data Platforms by offering our managed support to ensure the smooth running of the solution for your users.

We offer support of all levels of operational support from basic Level-1 triage through to advanced analytics support with a blended support team of cloud engineers, BI developers and data engineers.

Managed Support Service	
Support Mode	On Demand (X number of hours per month, as required) - L1, L2, L3 & L4
Support Time Availability	Up to 24x7 - This can be varied as required depending on in-house skills and budget
Support Type Activities	Sysadmin Support, Data Issues, Bug fixes, Minor Enhancements, etc
Technical Skills in Support Team	Data Engineering, Azure Cloud Engineer, Databricks, DevOps, Power BI, Power Apps
Support Communication Tools	Jira Service Management (ITMS) / Email / Phone / OpsGenie

Reduce your Cloud Spend with Automated Cost Governance

CloudMonitor allows companies to reduce their cloud consumption costs while setting up an effective and automated governance process with real-time cost controls to manage their cloud resources more efficiently.



Lower Operating Costs

Only pay for what you need. CostBot monitors your cloud resources in real-time and finds any that are oversized or unused.



Understand your Expenses

Better visibility of your cloud consumption and easy tools to evaluate and analyse your monthly spend by cost group or even project.



Manage Budgeting & Forecasting

We'll help you understand your environment, usage, and expenditure. Manage, reporting, budgets and alerts automatically.



Improve Governance & Accountability

Get recommendations for cost controls and best practices to ensure the right people are accountable for costs and embed cost awareness on your team.



What Makes CloudMonitor Different?

We do things a bit differently compared to the other cloud spend management tools on the market:

- 1 Your cost data stays inside *your* organization**

Cost data is highly sensitive and confidential. Other tools extract your data and give you access to their SaaS app. With CloudMonitor, *you* own your cost analytics and it lives inside of *your* Azure cloud.
- 2 Map your Business Units/Projects to flexible Cost Groups**

Allocating costs and chargeback is essential and it needs to be done by Business Unit or Cost Centre. CloudMonitor uses native Cost Groups (i.e, no tagging) as logical groupings of costs by business function.
- 3 Customize Power BI reports to suit your business**

Our reports cover most cost scenarios; however, you can easily build your own reports on top of the CloudMonitor cost analytics in Power BI to suit your business requirements and IT spend reporting needs.
- 4 Easier procurement/security with Microsoft Marketplace**

Stay on the freemium version or purchase your CloudMonitor subscription directly from Microsoft in the Azure Marketplace. There's no 3rd party vendor contracts, SOWs or procurement headaches.
- 5 Executives Reports and Dev Workflow**

Capture "Created By", "Created Date", "Owner" and conversations about resources so you have a full history for each resource. Key actions like Resource reviews, dismissing cost anomalies and recommendations are logged permanently in the audit trail.





Try CloudMonitor for free:

Download your free license from:

[CloudMonitor Analytics Engine](#)

[CloudMonitor Power BI App](#)

Call for more information: +61 (02) 8005 0700

Ask a question via email: support@cloudmonitor.ai

Learn more: <https://www.cloudmonitor.ai>



Microsoft
Partner



Gold Data Platform
Gold Cloud Platform
Gold Data Analytics

A cyclist in a blue and white 'sky' jersey is riding a Pinarello time trial bike on a track. The cyclist is wearing a blue helmet and is in a low, aerodynamic position. The background is blurred, showing a crowd of spectators and a red and white striped barrier. The text 'Customer Success Stories' is overlaid in white on the image.

Customer Success Stories

 data-driven



Enabling Self-Service and Advanced Analytics

Customer Success Story – Data Foundation – [Read Online](#)



Transport for NSW

Transport for NSW (TfNSW) manages one of the largest fleets of vehicles in Australia, including Buses, Ferries, Light Rail, Trains and Metro. The real-time data generated by these vehicles provides valuable analytical opportunities to improve transport services by measuring service performance and optimising routes, however, the sheer volume of data presents data management challenges.

Data-Driven partnered with TfNSW to deliver the Operational Data Lake (ODL) platform on Azure to enable self-service and advanced analytics capabilities previously not possible.

The Challenge

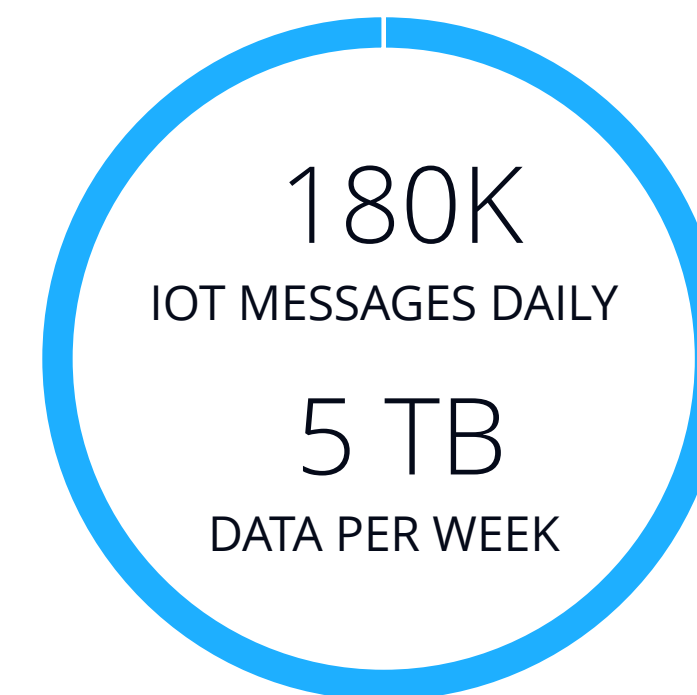
Historical GTFS transport data has always been too large and costly to store efficiently and analyse. Each TfNSW vehicle sends its' location every 10 seconds which results in a huge stockpile of data containing valuable insights.

In the past, this data was not stored which made insights from past vehicle trips almost impossible to obtain and ruled out the ability to predict trip delays or optimise trip routes. It also made it difficult to report on and analyse service performance and reduced the ability to improve customer services.

The Solution & Business Value

The Data Foundation solution by Data-Driven was the perfect starting point as it was designed to be highly scalable and extensible whilst providing an analytics platform for citizen data scientists and business users. The DevOps-first mindset meant it was east to extend for new use-cases.

This met TfNSW's vision to build the Operational Data Lake (ODL); a unified, next-generation data and analytics platform, leveraging native Azure services to enable the continuous collection/curation of diverse transport operational data sets, allowing self-service analytics and machine learning to gain further insights to improve transport customer services.



“*TfNSW needed a solution to capture real-time data for every vehicle in motion across the state. This solution just gives us that so that we mine nuggets from this data.*”

[Sandeep Mathur](#)

TfNSW Program Manager



Reducing Azure Spend & DevOps Improvement

Customer Success Story – Cost Optimisation – [Read Online](#)



Clinic to Cloud

Clinic to Cloud is a cloud-based medical software that provides Australian healthcare teams with greater visibility and control - to ultimately improve patient care. Clinic to Cloud has invested in technology which help clinicians reduce costs, increase access to information and provide improved patient care.

The Challenge

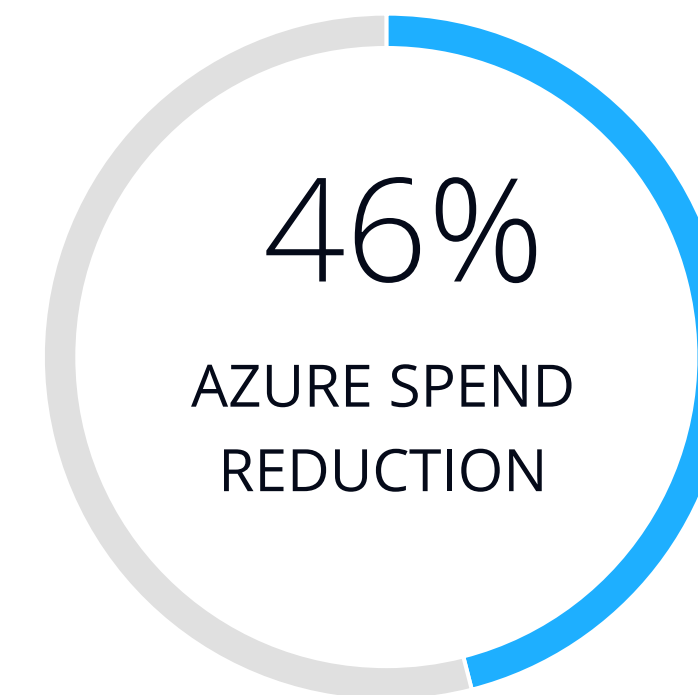
After a period of increased growth and additional customers the costs on the Azure platform increased significantly as more developers worked on the system.

This resulted in a large Azure bill each month which increased over time. In addition to this the DevOps solution needed to be updated to match recent platform enhancements.

The Solution & Business Value

We identified under-utilised resources and recommended a series of actions to remove or scale down services in order of benefit and risk.

Over a 2-week period we implemented and measured the changes to ensure the system performance remained unaffected. This resulted in a **46% reduction in Azure spend** and better awareness amongst the development team of their actions regarding costs.



“ *Data-Driven did a comprehensive audit of our Azure infrastructure and DevOps processes. They identified and improved several areas, saving our company thousands of dollars each month in subscription costs.* ”

[Rafic Habib](#),

Clinic to Cloud CEO

Contact Us

☎ (02) 8005 0700

✉ support@data-driven.com

🌐 <https://data-driven.com>

📍 L14, 309 Kent St., Sydney, 2000

Founders of the Sydney



The logo for "data-driven" features a blue and white circular icon with a stylized infinity symbol or two interlocking loops on the left, followed by the text "data-driven" in a white, bold, sans-serif font on the right. The background of the entire slide is a dark blue-tinted photograph of two business professionals, a man and a woman, sitting at a desk and looking at a laptop and various data charts and documents.