

# Data Science for Everyone


Introduction to various Data Science Dojo capabilities, training programs, and options available to our customers.



# Why Data Science Dojo?

There are so many companies involved in artificial intelligence and data analytics globally.

Why should you trust Data Science Dojo?



# Global Impact

Data Science Dojo has taught data science to more working professionals than any other in-person training in the world.

Our clients are leading global companies and include a large number of Fortune-500 companies.



Graduates

**10,000+**

This is more than any other in-person bootcamp in the world.

Companies

**2,000+**

Leading global brands and governments rely on us for their analytics upskilling needs.

Countries

**150+**

Our footprint spans the entire globe. We have trained people from almost every country.

# Partnerships

Data Science Dojo is upskilling Singapore nationals under the SmartNation Initiative.



Data Science Dojo was selected as a training partner by The World Bank Population, Nutrition and Health Services group to train health department officials from 100+ countries globally.



The University of New Mexico is an academic partner for Data Science Dojo for all public and enterprise training programs. Thousands of certified data science professionals have graduated from these programs and receive university credit.



# Cloud Service Providers

Partner and sales teams enablement for  
Microsoft Azure

Data Science Dojo was one of Microsoft's earliest Data and AI Partners. Microsoft relies on Data Science Dojo to train partners, field engineers, and sales teams. Data Science Dojo was also behind the data and AI for the DREAM demos.






Gold

**Microsoft Partner**



# Former Clients

A large number of the world's leading companies rely on us for upskilling their workforce. We've trained employees from over 2,000 companies including some of the biggest in the world.



# Data Science Dojo

## Training Offerings

In addition to architecting, building and maintaining cloud enabled AI tools, Data Science Dojo has a variety of data-centric trainings to help companies upskilling or reskilling part or all of the workforce.

Some of our offerings include:

Data Science and Data Engineering

Analytics for Business Leaders

Storytelling and Visualization with Data

Python for Data Science

Customized corporate training

# Data Science and Data Engineering

Intensive short-duration data science bootcamp

The **Data Science and Data Engineering** bootcamp is Data Science Dojo's award-winning data science training program. Thousands of data science professionals have transformed their careers as a direct result of attending this training.

Data Science and Data Engineering bootcamp covers several important machine learning and data science subjects to equip you with skills in areas like implementing predictive models and data pipelines end-to-end, defining metrics, evaluation, parameter tuning, storytelling, understanding the underpinning theory and concepts, and ingraining the critical thinking process behind data science.

## Target Audience

Aspiring data scientists, software developers, BI professionals, or anyone interested in hands-on data science and data engineering

## Duration

50-70 hours of face-to-face instruction.  
5-10 hours of pre-training work

## Format

Live instruction (in-person or virtual instructor-led).  
Hands-on exercises using R/Python, Azure, and Amazon Web Services.  
In-class Kaggle data science competition.

## Certificate

Verified certificate by The University of New Mexico.  
7 Continuing Education Credits



# Data Science and Data Engineering

## Syllabus



(c) 2021 Data Science Dojo

## MODULES\*

- Data exploration, visualization, and feature Engineering
- Storytelling with data
- Predictive modeling for real-world problems
- Decision tree learning
- Evaluation of classification models
- Tuning of model hyperparameters
- Ensemble methods, bagging, and random forest
- Boosting
- Online experimentation and A/B testing
- Deploying a model as a service
- Text analytics fundamentals
- Unsupervised learning with k-means clustering
- Linear models for regression
- Regularization and tuning of linear models
- Ranking and recommendation systems
- Big data engineering with distributed systems
- Real-time analytics and the internet of things(IoT)
- Post-bootcamp learning

## CAPSTONE PROJECT

All attendees are required to participate in a Kaggle competition. Attendees will apply their learning, knowledge, and skills of data science throughout the training with a real-world problem - Kaggle's Titanic survival prediction dataset and come up with data exploration, data cleaning, feature engineering, model building, model tuning, and model evaluation.

## RESOURCES

Data Science Dojo has built a learning infrastructure that eliminates the need for any software installation or subscriptions. Each attendee will receive access to the Data Science Dojo learning platform with access to SaaS subscriptions for cloud resources, online Jupyter notebooks, videos, exercises, and quizzes.

 [\\*Download curriculum here.](#)

# Analytics for Business Leaders

## Short-duration analytics literacy program

Understanding data and analytics is one of the most critical skills for a future-ready workforce. **Analytic for Business Leaders** is a unique and powerful data science training program for organizations trying to upskill their workforce with an understanding of the value of data and analytics.

The program seeks to equip, inspire, and empower professionals from diverse functional teams to better recognize and leverage the massive opportunities connected with data and analytics and have the ability and confidence to act on them.

The program is easily customizable and allows blending the theoretical concepts with real-world analytics use cases from a diverse range of functional domains.

### Target Audience

Managers and business leaders from different functional roles.  
Working professionals who would like an in-depth introduction to analytics and applications without prior coding experience.

### Duration

15-20 hours of face-to-face instruction.

### Format

Live instruction (in-person or virtual instructor-led).  
Writing a product plan for an analytics product for their organization.

### Certificate

Verified certificate by The University of New Mexico.  
3 Continuing Education Credits

# Analytics for Business Leaders

## Syllabus



## MODULES\*

- Building data products? Think business first
- Importance of data in analytics
- Measure twice, cut once! Importance of metrics and KPIs
- A gentle introduction to common machine learning techniques
- Importance of data governance
- Big data tools for analytics
- Writing an analytics product plan

## CAPSTONE PROJECT

All attendees are required to write a product plan for an analytics product for their organization. This involves making a business case for an analytics product. The attendees will be reflecting on what data would be needed and what metrics/KPIs will be used to measure success. Experienced data science mentors will provide feedback and guidance during the process.

## RESOURCES

Data Science Dojo has built a learning infrastructure that eliminates the need for any software installation or subscriptions. Each attendee will receive access to the Data Science Dojo learning platform with access to recorded video lectures, exercises, quizzes, slide decks, recommended readings, and SaaS subscriptions for cloud resources, online Jupyter notebooks.

# Storytelling and Visualization with Data

Short-duration program on effective data visualizations

Data visualization becomes effective when it displays the data and narrates a story.

The **Storytelling and Visualization with Data** course is designed to help you understand all of the aspects involved in telling a productive data story. You will learn how to communicate data information clearly and effectively using visualizations. In this course, you will learn how to effectively use Power BI and create reports and dashboards in Power BI that narrate a story through data.

## Target Audience

The program is suitable for anyone interested in effective data visualizations. There are no pre-requisites and a quick self-paced pre-work is all you will need to get ready.

## Duration

15-20 hours of face-to-face instruction.

## Format

Live instruction (in-person or virtual instructor-led).  
Understanding key elements of effective storytelling with data.  
Creating Power BI reports and dashboards.

## Certificate

Verified certificate by The University of New Mexico.  
3 Continuing Education Credits

# Storytelling and Visualization with Data

## Syllabus



## MODULES\*

- Six essential elements of a data story
- Importance of visuals in data storytelling
- Identify good data visuals from bad ones.
- Interpreting boxplots, histograms, scatterplots, density plots, etc.
- Introduction to Power BI Desktop
- Introduction to Tableau
- Creating custom dashboards in Power BI

## CAPSTONE PROJECT

All attendees are required to create Power BI reports and dashboards using the Power BI service and share their reports with others in the cohort. Attendees will apply their knowledge of elements of storytelling with data and create reports and dashboards narrating a story with data.

## RESOURCES

Data Science Dojo has built a learning infrastructure that eliminates the need for any software installation or subscriptions. Each attendee will receive access to the Data Science Dojo learning platform with access to recorded video lectures, exercises, quizzes, slide decks, recommended readings, and SaaS subscriptions for cloud resources, online Jupyter notebooks.

# Python for Data Science

**Intensive short-duration Python program focused on data science**

**Python for Data Science** is the most comprehensive program designed by our experienced instructors to equip you with the most valuable skills in Python.

In this program, you will learn ways to handle, store, and analyze complex data, along with an introduction to advanced topics in the field of data science.

Live sessions, challenging exercises, and a comprehensive project prepare you to succeed in a world loaded with data.

## Target Audience

The program is suitable for absolute beginners as well as people with prior experience in Python programming. There are no pre-requisites and a quick self-paced pre-work is all you will need to get ready.

## Duration

15-20 hours of face-to-face instruction.

## Format

Live instruction (in-person or virtual instructor-led). Hands-on exercises using Python. Comprehensive end-of-training project for applying concepts to a real-world scenario.

## Certificate

Verified certificate by The University of New Mexico.

2 Continuing Education Credits

# Python for Data Science

## Syllabus



## MODULES\*

- Data storage and file formats
- Data handling techniques
- Data wrangling
- Aggregation and grouping
- Data exploration and visualization
- Machine learning
- Data Pipelines and data engineering
- Intro to RESTful APIs
- Python Project

## CAPSTONE PROJECT

You will work on a comprehensive project that will test your knowledge and also introduce you to the more practical side of Python.

## RESOURCES

Data Science Dojo has built a learning infrastructure that eliminates the need for any software installation or subscriptions. Each attendee will receive access to the Data Science Dojo learning platform with access to SaaS subscriptions for cloud resources, online Jupyter notebooks, videos, exercises, and quizzes.

# Thank You!

Every organization has different organizational goals. We do not believe in 'one size fits all' when it comes to building and using artificial intelligence tools. We provide clients with a very customized experience that matches their business needs.

Please do not hesitate to reach out to solutions @datasciencedojo.com if you have any questions.

