





Virtual
Front Desk™



Your 3 step
Check list
to start using
Virtual Front Desk!



#1 Watch the step-by-step guide video!



Watch this tutorial first!

The screenshot shows the Virtual Frontdesk dashboard. At the top, there's a navigation bar with the logo and the title "Step-by-Step Guide to Creating Your Acc...". Below the navigation bar, there's a "Hello Jeff," greeting. The main content area is divided into several sections: "Call log for the last 7 days" showing 38 previous calls, "Active agent(s) for the last 7 days" listing agents like Jeff Letendre, Julia Roberts, and Felix Young, and a "Waiting list" section. A large red YouTube play button is overlaid on the center of the dashboard. In the bottom right corner, there's a circular inset image of a man in a blue shirt sitting at a desk with a computer monitor. At the bottom left, there's a black button that says "Watch on YouTube".

<https://www.virtualfrontdesk.com/tutorials/>

#2 Choose your hardware for your station!



Web-based, create your station from almost any device!

Create a station from your dashboard and enter your connection code at station.virtualfrontdesk.com to turn your device into a live station.

Apple iPad

iPads

iPads are a popular choice due to their ease of purchase and high-quality cameras and microphones. One useful feature is the ability to set the tablet to kiosk mode using the guided access option within the iOS settings menu. iPad Pro at 13 inches, stands out as our top recommendation.

[Request Your Free Demo](#)

Windows

All-in-one Computers or Tablets

For those seeking a larger display or who already possess a Windows computer or tablet, we offer a solution to suit your needs. The Surface Pro, for example, is a versatile device that can be used for this purpose. If you prefer operating on a Windows platform, we will provide you with a clear and concise step-by-step guide to lock your screen in kiosk mode.

[Request Your Free Demo](#)

elo

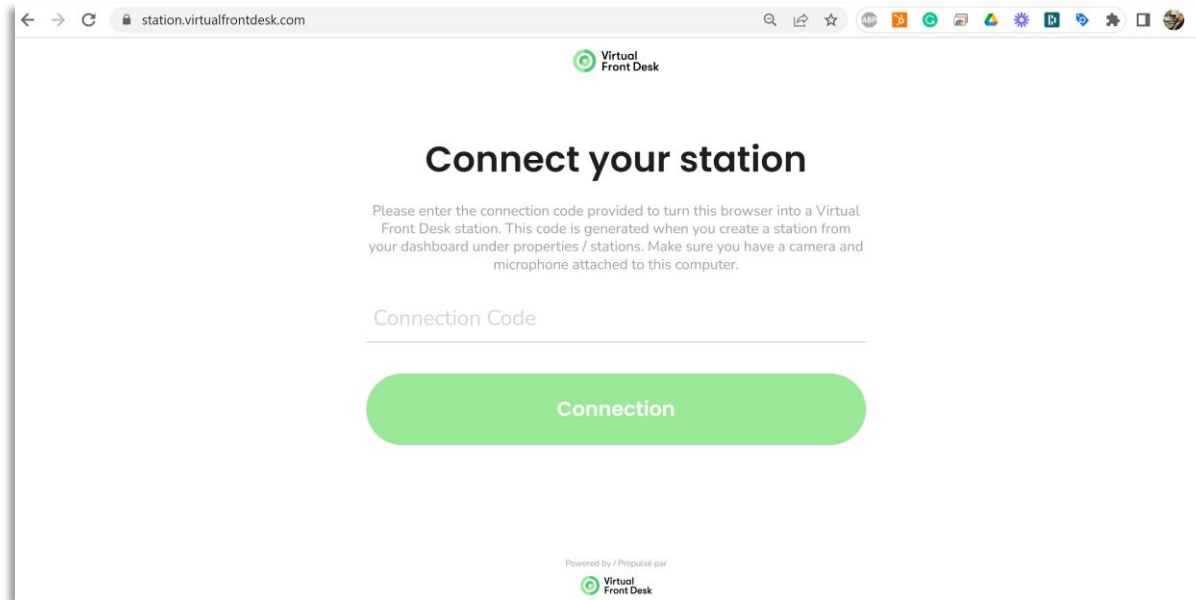
Professional Kiosks

Whether you need a station in a bustling public lobby or are seeking a more polished and professional user experience, Virtual Front Desk is ready to assist you. As a trusted North American reseller, we offer a range of ELO-Touch computers, stands, and accessories to meet your needs. To learn more about pricing and availability, please don't hesitate to contact us.

[Visit ELO-Touch](#)

<https://www.virtualfrontdesk.com/hardware/>

#3 Activate your station & Start your free trial



<https://station.virtualfrontdesk.com/>