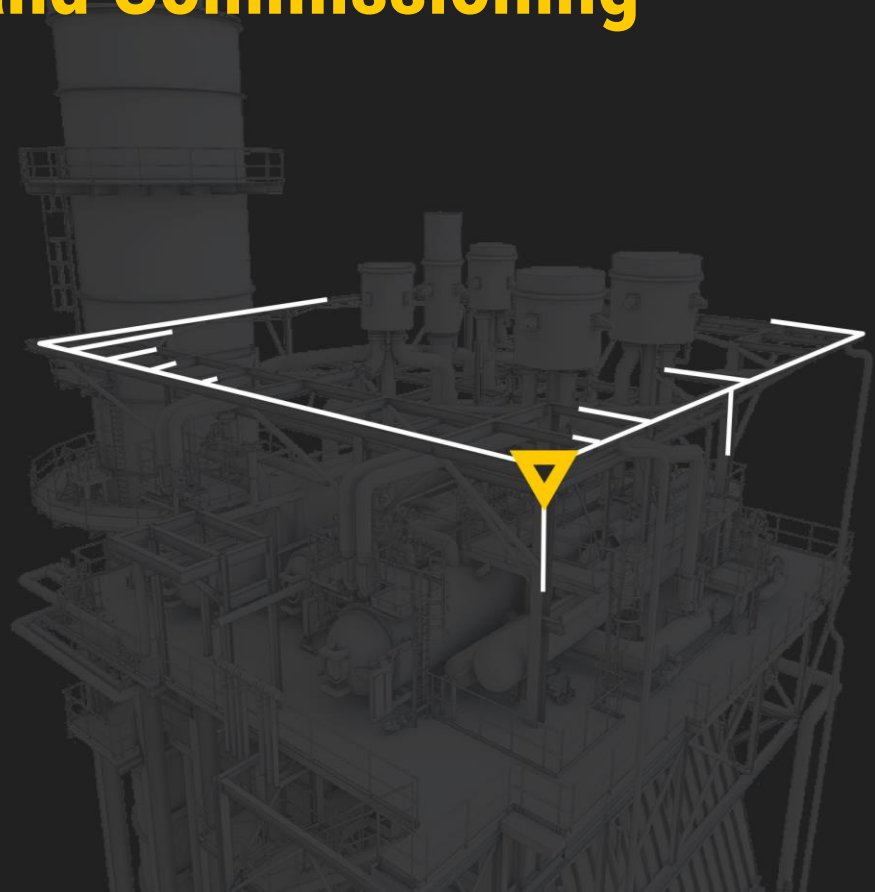
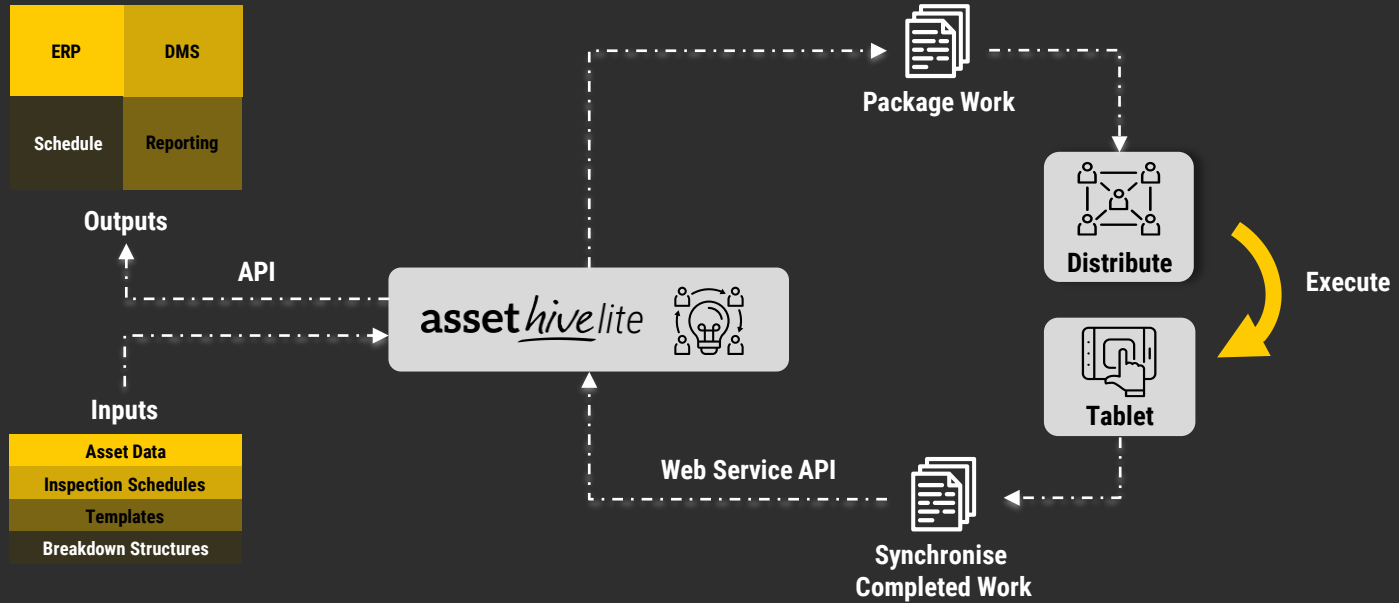

Manage your Completions and Commissioning process with **asset** *hive* *lite*

A completions solution for Capital Projects – AssetHive Lite provides the transparency and accountability that underpins the technical integrity required to deliver projects:

- Test packaging – simplified test pack generation
- Reporting – completions work progress, management of milestones
- Integration – DMS, CMMS, scheduling tools (i.e. P6)
- Punch management – punches/defects can be qualified, rectified and reported
- Mobile – paperless approach, allocation of work to remote teams



Workflows and Data



Project Specific Models

Gather Insights

As work is completed and synchronized from the tablets to the cloud platform, live reporting on actual progress is generated.



Distributing The Work

With the foundations laid, test packs can be created and allocated to specific groups and/or contractors to complete.



Test Matrix

The text matrix automatically generates the tests required per asset, defined by asset-type.



Project Breakdown Structure

We use your project break-down structure and import the asset list to form the foundations of the project instance.



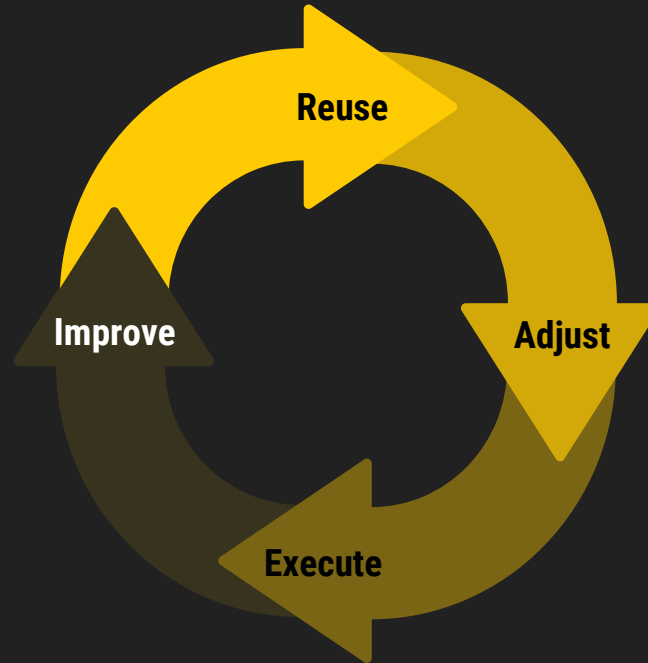
Stop Reinventing the Wheel

Reuse Existing Project Models

Re-use project models where terminology, structure and workflows are similar. Reducing cost and improving efficiency.

Capture and Improve

Capture your lessons learned and feed it into the existing model, continuously improving it over time.



Adjust

All projects have their differences. AssetHive Lite's publishing process allows flexibility to accommodate these changes quickly.

Execute

Follow a familiar execution plan that your employees and contractors will recognise.

Agile Deployment



Design

- Design Workshop to agree project structure.
- Project breakdown structure, asset lists, check sheet & certificate templates.
- Write-up of Design Document for review.

Publish

- Establish project hierarchy and phases.
- Publish of supplied data to project instance and implement linked actions.
- Can be accessed by the client for feedback.

Configure

- Technical configuration for deployment.
- Workflows established and connected to data.
- Feedback is added as required.
- Define, create and deploy reporting.

Go Live

- Roll out online training to skill-up your team, mandate contractors as well.
- Ongoing support to manage change and adjust workflows as the project matures.

Our Diverse Experience

Oil & Gas

- **Woodside** – Karratha Gas Plant
- **Woodside** – North Rankin Complex
- **Woodside** – Goodwyn
- **Beach Energy** – Otway Offshore Facilities
- **UPS** – Northern Endeavour
- **PTTEP** – Montara FPSO
- **Apache** – Devil Creek
- **Apache** – Ningaloo Vision
- **Viva** – Clyde Terminal
- **AGC** – KGP Pipe Corrosion Refurbishment

Mining

- **Tianqi** – Lithium Hydroxide
- **Pilbara Minerals** – Pilgangoora Lithium
- **FQML** – Sentinel
- **FQML** – Cobre Panama
- **BHP** – Ravensthorpe
- **Iluka** – Mineral Sands
- **RioTinto** – Cape Lambert
- **RioTinto** – West Angelas
- **WICET** – Export Terminal
- **Xstrata** – MacArthur River Zinc expansion

Utilities

- Beenyup Water Treatment Facility
- Victorian Desalination Plant
- Moranbah Project

Road/Rail

- **Cross Yarra Partnership** – Melbourne Metro
- **Lendlease** – NorthConnex
- **Lendlease** – WestConnex
- **Thiess/John Holland** – Airport Link
- **Thiess/John Holland** – Northern Busway
- **Brisbane City** – Legacy Tunnel
- **Systems Connect** – Sydney Metro Line-wide works

Renewables

- **Acciona** – East Rockingham Waste to Energy Plant
- **Acciona** – Kwinana Waste to Energy Plant