



# Full Cycle Resource Management

Mavenlink Resource Management Mavenlink manages the full cycle of resource management in one collaborative, easy-to-use application, enabling unmatched resource visibility, and the ability to swiftly manage change.



## Estimate With Precision

Accurately estimate supply and demand by leveraging a role-based approach to model resource composition and resulting margins.

Scenario 1

Scenario 2

✕

Delete

+

Add Scenario

🔄

Clone Scenario

Details

START DATE

BUDGET

RATE CARD

Nov 27, 2017

\$45,000

25% Off Rate Card

✕

+

Add Resource

ROLE	RESOURCE PLACEHOLDER	START	DURATION	ALLOCATION	HOURS	COST RATE	BILL RATE	EST COST	EST FEES		
Consultant	<div>✕</div> Consultant 2	day	1	10 d	100.00 %	80h	\$40.00	\$75.00	\$3,200	\$8,000	<div>⋮</div>
Project Manager	<div>✕</div> Project Manager	day	1	65 d	25.00 %	180h	\$75.00	\$113.00	\$9,750	\$14,690	<div>⋮</div>
Consultant	<div>✕</div> Consultant	day	1	65 d	25.00 %	130h	\$40.00	\$75.00	\$5,200	\$9,750	<div>⋮</div>
Engineer, Jr.	<div>✕</div> Engineer, Jr.	day	41	25 d	50.00 %	100h	\$50.00	\$75.00	\$5,000	\$7,500	<div>⋮</div>

RESOURCES

DURATION

HOURS

COST

FEES

MARGIN

BUDGET

4

65 days

440

\$23,150

\$37,940

\$14,790 (39%)

\$45,000 (\$2,060 remaining)

Create Project

### Unnamed Resources

Use an unnamed resource as a placeholder to indicate demand for a certain role before knowing who will be able to fill the need.

### Scenario Builder

Model and compare different resource team compositions and timelines before selecting the best approach.

### Profit Margin Modeler

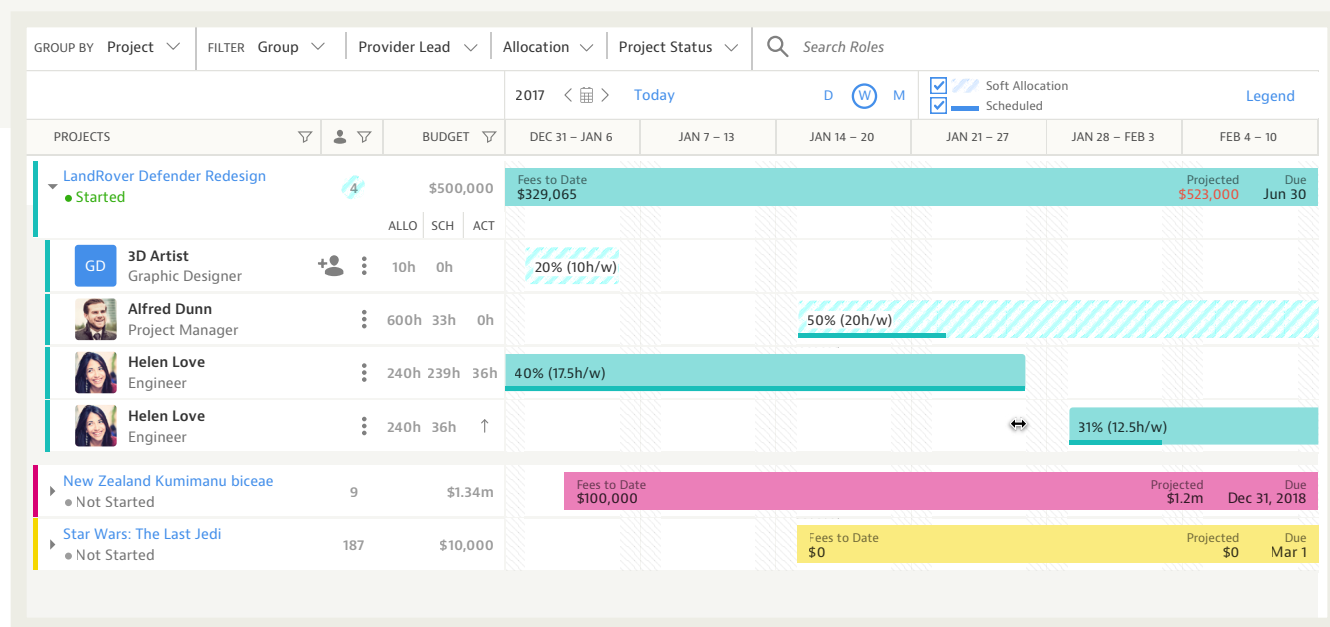
Estimate project margins within each scenario for real-time insight into how changes are projected to impact profit margins.

### Scenario Comparison Table

Build up to five project scenarios per estimate and then compare margins and staffing options to make the best decision.

# Plan Like A Pro

Quickly fill project resource requirements and swiftly address conflicts in a single view. With Mavenlink, you'll get the right resource on the right project, at the right time, every time.



## Drag & Drop Planning and Management Interface

Quickly identify and resolve conflicts on the fly with a simple drag & drop. This color-bar, Gantt-like interface helps you find the right resources and set soft and hard allocations based on role.

## Live-View Resource Pool

Get a complete view of all your organization's resources, and know exactly who's doing what, until when.

## Resource Matching Engine

Find available resources with the right skills and cost profile.

## Role-based Planning

Plan ahead with roles until a named resource has been determined.

*"Mavenlink's Full Cycle Resource Management is a huge time saver! Project Managers can easily get their projects scheduled out, and then see scheduled hours and actuals so they know how well their project is tracking against the staffing plan!"*

—KATIE ALLEN, DIRECTOR OF OPERATIONS AT ACQUIA

# Manage Delivery With Ease

With Mavenlink, Resource Managers and Project Managers have the visibility and controls they need to swiftly update resource plans as the realities of active projects arise.

The screenshot displays the Mavenlink dashboard with several key sections:

- Dashboard:** The main header area.
- Recent Project Messages:** A list of messages from project participants. Recent messages include:
  - Viewable to You and Carrie Robertson
  - Arthur Le Maitre (10 days ago): "That's awesome!! Thanks Chris. @AlexFiletti take a peak and let us know if you have any input. @PeterFry"
  - Chris Ronald (10 days ago): "Sure, I'll drop them in and update the layout or you to take a peek at!"
  - Carrie Robertson (10 days ago): "Definitely can do that, have a few other things to get to before this but I think I can get back to you with updates later today or tomorrow late morning."
  - Gary Sanderson (10 days ago): "Aaron, I like the layout. Just talked with Carrie. She'll be able to write a few lines for this tomorrow. Here are a couple of comments:"
- Projects:** A list of active projects, including "ABC Healthcare: 2017 Cost Savings Initiatives" (Active, In Progress (23), LEAD: Tricia Sal... DUE: Apr 30).
- Tasks:** A list of tasks related to the project, including "Marketing P...", "Approve ad...", "Client app...", "Approve ad...", and "Marketing..."
- Invoices:** A list of invoices, including "Acme Housing Re Invoice #00004 to..." and "Social Media Stra Invoice #00004 to..."
- Project Details (ABC Healthcare: 2017 Cost Savings Initiatives):** A detailed view of the project showing:
  - Status:** Active
  - DATES:** Jan 2 - Dec 29, 2017
  - ESTIMATED COMPLETION DATE:** Feb 28, 2018 (AT RISK)
  - GROUPS:** Healthcare
  - CLIENT:** Healthcare
  - DESCRIPTION:**
  - Financial:** A table showing actual, remaining, and budgeted amounts.

ACTUAL	REMAINING	BUDGETED
\$57,340 89%	\$72,660 11%	\$650,000
  - Health:** A section with a timeline and status indicators (Jan 16, Jan 18) and a list of tasks with status indicators (JAN 18).
    - While Post GoLive is on track the client has asked for an additional business unit to be added in the mix. Very small unit, however we perceive there may be additional reporting requirements
    - Have to assess the impact of the new Business Unit
    - New requirements may drive additional Reporting needs. In assessment
    - Current Budget on track. Awaiting the potential of a change order for Reporting.
    - 4.8 Client Sat ratings last round. Very engaged executive team. Good Relationships

## Project Side Panel

Gain visibility into all active projects and their health with a visual display that calls attention to resource needs.

## Project Resource Planner

Project Managers can define a detailed resource plan and track it in the project. Simultaneously, Resource Managers see the scheduling of resources in their Master Planning Console.

## Schedule Visibility

From within the project, get a comprehensive view of project resources and their schedules.

## Activity Feed

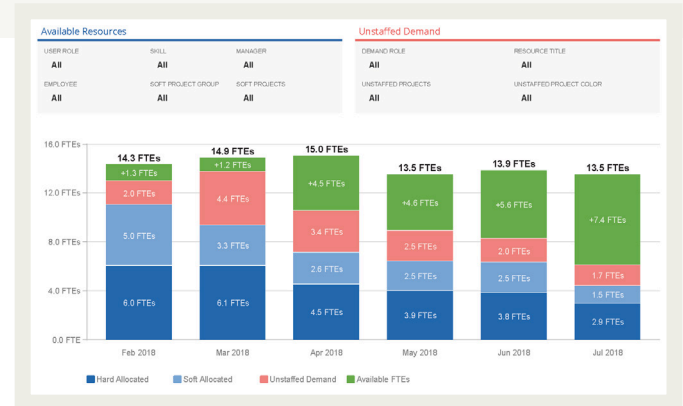
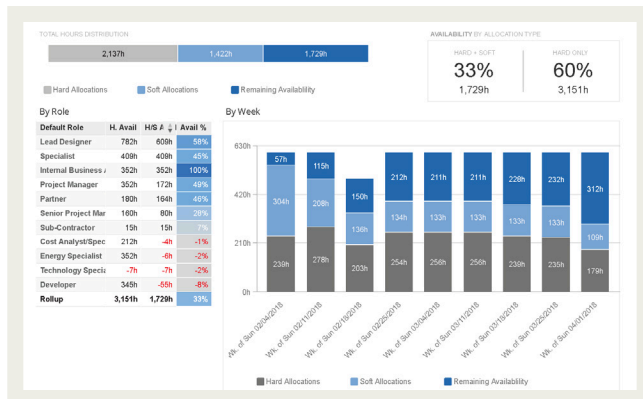
Resource Managers and Project Managers can collaborate in context of a project, in public or private messages, as needs arise or change.

# Analyze Demand & Optimize Margins

Insight into resource demand and capacity, present and future, to drive today's financial performance and plan for tomorrow's resource needs.

## Forecasting

Understand future resource needs, including what skills and geographies are needed, based on current capacity. Run what-if analysis on unstaffed demand vs. available resources.

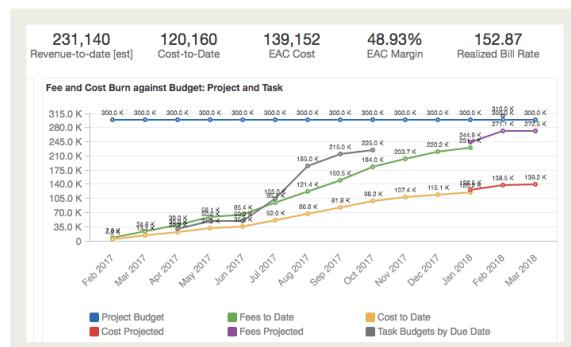
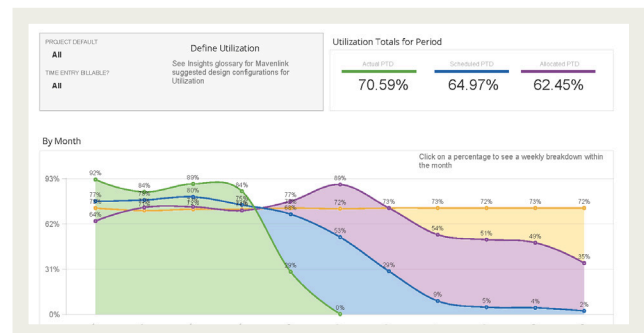


## Availability

Project future availability based on scheduled/allocated and fill in unstaffed demands relative to capacity for a true picture of staffing needs.

## Utilization

Analyze and gain actionable insights required to more regularly hit billable utilization targets. View by role, function, region, and more.



## Profitability

Identify which resource decisions are holding your business back from bigger and better margins. Take action needed to improve profitability.

