



## A self-service Business Intelligence tool

### Build your dashboards and reports in minutes.

Atomian Discover allows you to design your dashboard just typing your queries in natural language.

You don't need IT support of any kind. Now you just type in and Atomian answers in seconds.

Exploit your organization's data, uncover meaningful insights and make real-time decisions.

## The power of sharing

### Share your panels with other users, build data-based presentations in no time.

Users can easily share their results between them or build dashboards to make full-screen presentations from their browser.

## Time is crucial

### Faster decisions based on authoritative answers.

The power of a cognitive computing tool that actually knows. The ability to build your own panels with charts, alerts, progress bars, tables, listings or just plain answers.

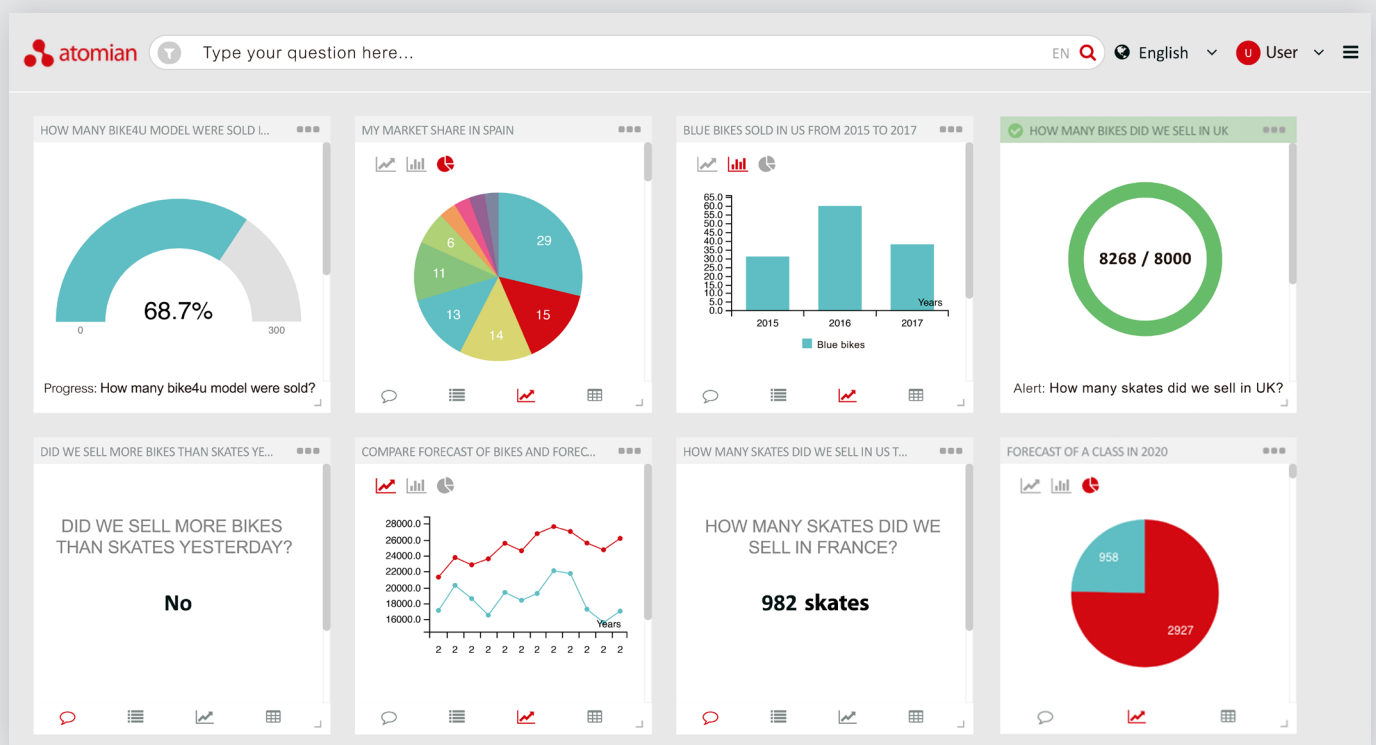
## Easy installation

### No more static dashboards that only give you some of the answers you want.

Atomian Discover is easy to install. There's no need of long analysis processes to determine how dashboards should look like. Now users have the power.

Atomian can ingest all company's data, from any data source. It can joint structured data (Excel, CRM, ERP,...) and unstructured data (PDF, Word,...) into a single knowledge base.

From now on, the only tool you need to create your own dashboard in minutes is plain English

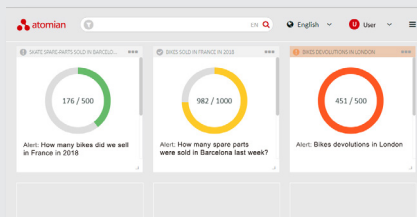


# Main features



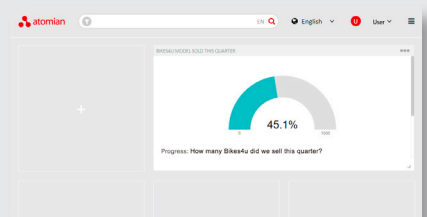
## Instant answers

Ask with your own words and get the information you're looking for.



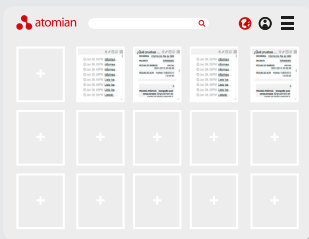
## Alerts

Build visual alerts when results meet the conditions expressed.




## Progress bars

Build progress bars based on results you query and define queries as thresholds.



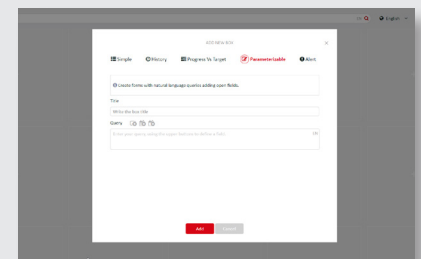
## Self-service BI

Create new KPIs at any time, without IT Department interaction.



## Quick insights

Uncover meaningful insights on data and gain visibility of your company.



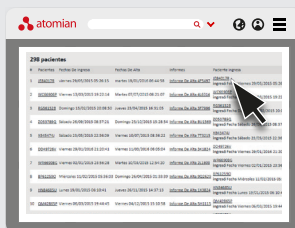
## Fast forms

Build query forms just typing your query and setting the form fields.



## Charts

Get clear, expressive charts for all your results instantly.



id	name	description	price	category	status	created_at	updated_at
1	Bike	Mountain bike	1200	Bikes	Available	2018-01-01	2018-01-01
2	Bike	City bike	800	Bikes	Available	2018-01-02	2018-01-02
3	Bike	Road bike	1500	Bikes	Available	2018-01-03	2018-01-03
4	Bike	Electric bike	2000	Bikes	Available	2018-01-04	2018-01-04
5	Bike	BMX bike	600	Bikes	Available	2018-01-05	2018-01-05

## Tables

Results are shown in self-generated tables with the data you need.