


Secure Microsoft 365 and maximise your investment

Get visibility of your compliance and security posture with the Microsoft 365 Security Posture Assessment


FUJITSU



Overview

Turbo charge your Microsoft 365 subscription because even high-performance machines need a service every now and then.


Understand the critical path and next step recommendations to accelerate to 'Zero Trust' and amplify your 365 subscription.

- Get an informative, detailed report with key insights into your Microsoft 365 configuration to help you understand where you are right now, and the opportunities for improvement.
- Compare your tenant settings to a secure baseline developed in conjunction with Microsoft and the Compliance Frameworks.
- In just 2 weeks you will gain insights and an understanding of your Microsoft 365 tenant security posture, vulnerabilities, risks, and opportunities for optimisation.
- Discover areas that could be impacting your security posture (turning your "check engine" light on) as well as security services not yet enabled.

Why


*

13 percent of breaches due to **misconfigured cloud services** by the person or people responsible for setting up the system.




*

Supply chain attacks were responsible for 62 percent of system-intrusion incidents demonstrating its rise in prominence.



*

Ransomware accounted for 25 percent of breaches (a 13 percent increase from last year) in 2021. The rise was as big as the last five years combined.



There's a reason why cyber security is now more important than ever. Our businesses depend on it. One simple misconfiguration can leave an organisation vulnerable.

Key benefits

The Microsoft 365 Security Posture Assessment will navigate your journey to a more secure and safe environment for your business.

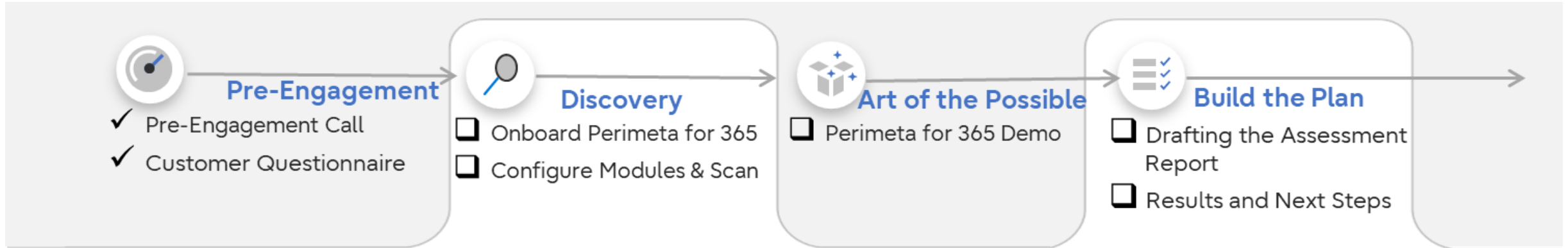
Get under the hood to improve your security baseline within your Microsoft 365 environment.


Kick the tyres on new products and services by understanding what's already deployed.















Secure your investment by understanding which parts need to be tweaked or require a tune up.

With thousands of security configuration settings in Microsoft 365, it can be difficult knowing where to start when you need to assess your security.

Fujitsu M365 Security Posture Assessment



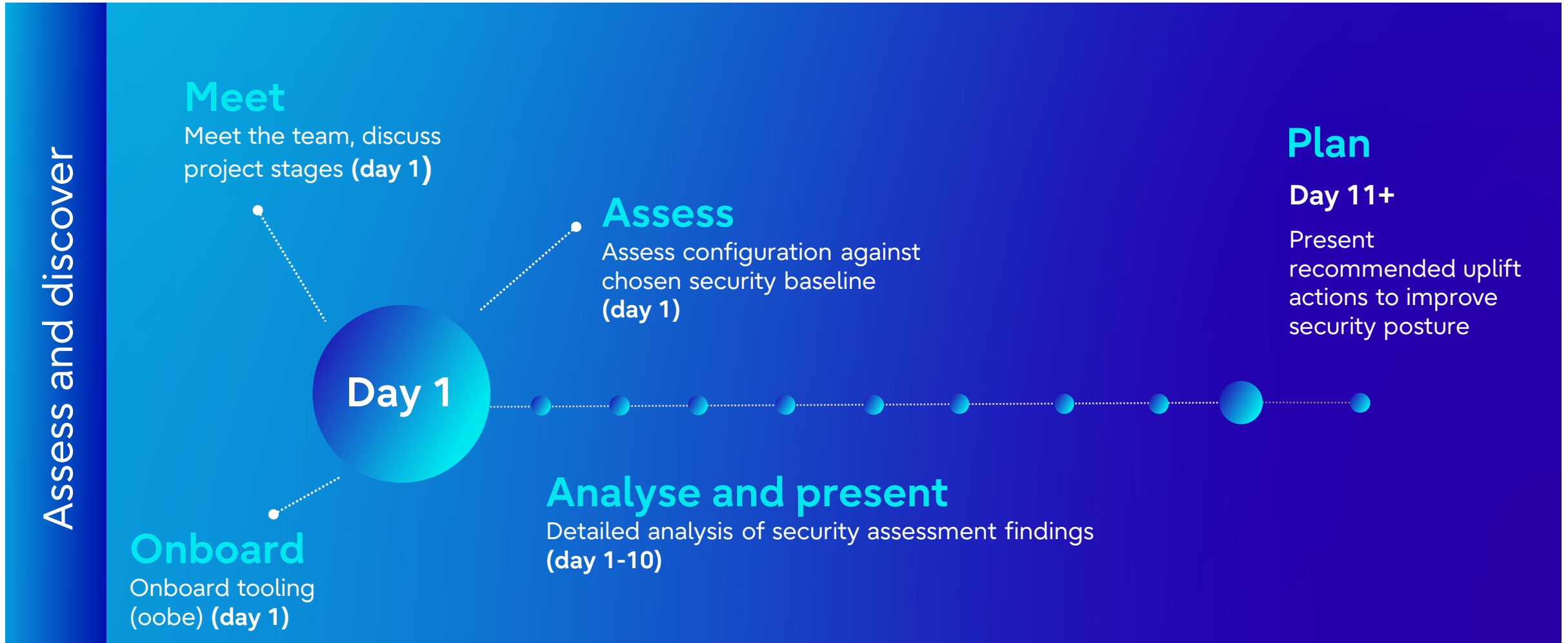

Perimeta
for 365
Modules

 Microsoft 365 General Settings	 Audit Policies	 Conditional Access	 Data Loss Prevention	 Defender for Endpoint	 Information Protection	 SharePoint Online
 Alert Policies	 Azure Active Directory	 Data Classification	 Defender for Cloud Apps	 Information Governance	 Intune	 Teams

Immersive experiences Microsoft 365 | Perimeta for 365 | oobe | Fujitsu

Approach

- Simplified deployment of the assessment tool to connect to your Microsoft 365 tenancy
- Proven expertise to operate the tool and provide you advice
- Short and sharp with a focused outcome including recommendations and next steps
- Reach out to your Fujitsu representative to find out more.



Thank You

