

DATA BEAR 
Be Data Savvy



3 Day Power BI

TRAINING WORKSHOP

Empower Your Organisation Through Compelling Data Story-Telling

Access the information you need when you need it through visually stunning dashboards and reports



Be empowered to drive effective business change through data driven solutions. Create interactive reports, discover insights and share your findings throughout your organisation.

What to Expect?

In this 2 day Introduction to Power BI workshop, our structured course helps those with little to intermediate experience understand the fundamental concepts required for building Power BI reports the right way. Learn best practice data structure principles and how to build KPIs that answers specific business questions.

This training ensures that you'll have a solid foundation to enhance the process of compelling interactive data storytelling.

What do I need for Remote Online Training?

- Windows OS Laptop with a recent version on Power BI Desktop installed.
- Good Internet connection
- A second screen or an additional device (e.g. a tablet)
- A headset or built-in speakers and microphone

Duration:

Two days (14 hours)
9:30 am - 4:30 pm
(each day)

Prices:

Private Live Online
Class
\$1615 per delegate

Discounts offered when
more than one books

[Click Here to Book Online](#)

Contact Us:

+44 20 8720 6880

training@databear.com

Objectives




Learn how to:

Use best practice to setup your Power BI models and build Power BI solutions that answer specific business questions.

- Bring data to life through a compelling story
- Create Calculated Measures and KPIs
- Apply Security Rules
- Share Content across the organization

Who is it For?



No previous Data Analysis Training Required!

This training is designed for those who need to build useful Power BI reports for consumers.

We'll teach you how, using **best practices**, you can build compelling Power BI reports and dashboards that answer specific business questions.

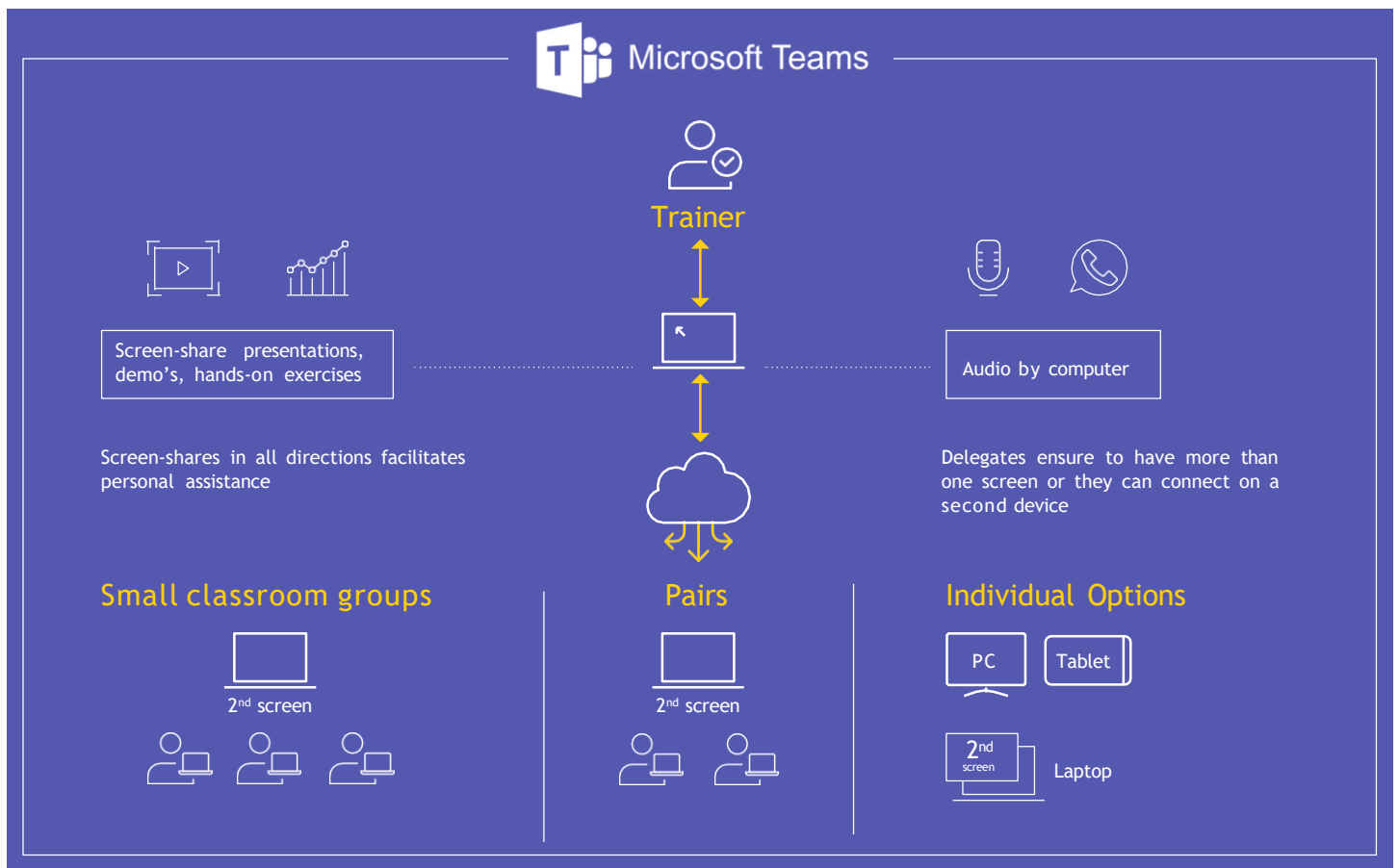
Is your organisation deploying or already using Microsoft Power BI and you need to help them build and manage Power BI reports and dashboards?

Those wanting to learn advanced report building functionality that empower additional flexibility in reports.

About us

As a Microsoft Gold Partner in Data Analytics and also a Power BI partner, with a vertical focus on helping business become more data efficient through Power BI training and consulting, Data Bear has an established record of empowering organisations with the skills and tools needed to drive their business further. Using latest technologies and best practice, the Data Bear team is dedicated to providing training and solutions that ultimately save time, increase profits and reduce stress.

Remote Live Online Training



- Using **Microsoft Teams**, a video conference with screen and audio sharing will be made available for all delegates
- You can connect using Microsoft Teams, or if you don't have access to Teams, you can connect through **any internet browser**
- The trainer's screen and audio will be shared with all delegates
- If needing assistance, you can share your screen with the trainer
- At any time during the training you can unmute your microphone to ask questions, or for further clarification
- Allowing for simultaneous display of both the trainers screen and your own, it is **highly recommended** that you have either a **second screen** or an **additional device**, e.g. 10"+ Tablet.
- All required training files and the training manual will available for download through Teams

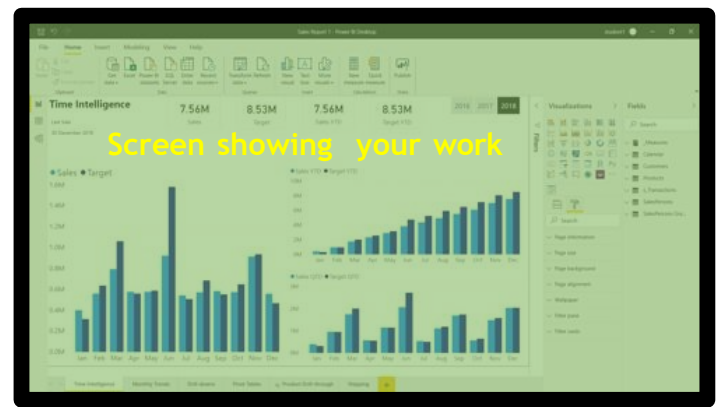


Join Using Two Screens

To ensure efficiency, the use of **two screens** is required. One of your two screens displays the trainer's presentation. Having two screens empowers you with a clear view of what the Trainer is explaining and your own working examples as you follow along.



One screen shows a clear and constant view of the Trainer's screen



Use your second screen to display your work as you follow along through the exercises.



If you don't have 2 screens, to constantly display the trainers screen, you can join the Teams meeting on a second device, for example a tablet. You can then use your laptop or PC to do the worked examples as you follow along from the second device.

Course Content

Day 1



Overview of Power BI

- The Value Offering
- Licensing and Pricing
- Overview of Power BI Components and Workflow



Power BI Cloud Service (the wow features)

- Overview of the Cloud Service
- Role and Functionality for Consumers
- **Building an Overview Dashboard**
- Creating Advanced Dashboards
- **How Consumers use Power BI to Answer Questions**
- Unlock Insights using the Q&A Features
- Obtaining Value from Quick Insights (Built in AI)



Power BI Desktop

- Introduction to Power BI Desktop
- Understanding Updates & Preview Features
- Technical Options & Settings



Data Modeling Concepts

- Handling of different data structures
- What is a Star Schema & why would I need it?
- **Best Practice Steps before Building any Reports**
- The purpose of Relationships between Data Tables
- Combining data from multiples different sources



Importing and Transforming Data

- Importing Data from various sources
- Introduction to Query Building
- Query Editor Overview
- Understanding Query Design & the ETL Process
- **Query Building Best Practices**
- Understanding the Concepts of Applied Steps
- Common Data Transformations
 - Cleaning data (covers many different methods)
 - Merging Datasets
 - Unpivoting Data
 - Combining Files from a Folder
 - Appending Datasets
 - Creating Columns from Examples
- **Adding a Dynamic Calendar Table**



Data Modelling

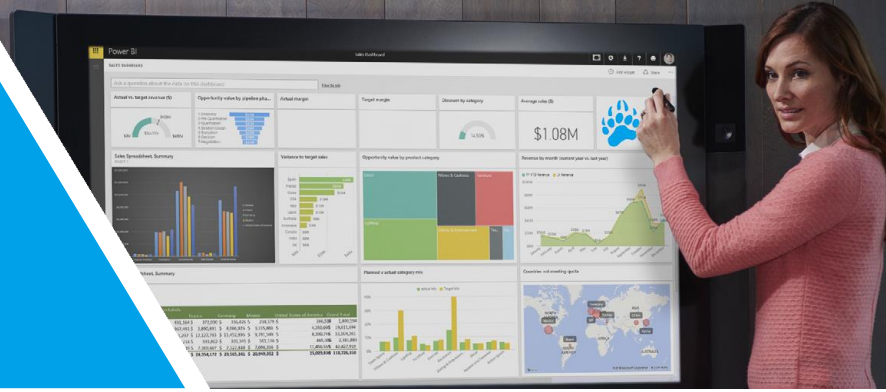
- Creating Relationships between Tables
- **Handling Multiple Relationships Between Two Tables**
- Default Summarization of Fields
- Custom Sorting of Columns
- Data Types & Formatting
- Optimizing Q&A - Creating Data Synonyms
- Tidying Up the Model



Report Building

- Introduction to measures in Power BI
- Difference between Implicit Vs Explicit Measures
- **Introduction to DAX (Formula Language)**
- Understanding DAX Syntax
- Creating Calculated Measures Vs Calculated Columns
- Differences Between Base Measures & Metrics

Day 2



Report Building (cont.)

- Learning How to Significantly Enhance Reports
- **Adding Drill-downs to Visuals**
- Introduction to Time Intelligence Concepts
- DAX Functions: YTD, Last Year, YoY Growth etc.
- Customizing Report Visual Interactivity
- **Adding Tooltip Report Pages**
- Referencing Inactive Relationships in the Model
- **Creating Drill-Through Report Pages**
- Commonly Used DAX Functions
- **Replicating Excel Pivot Tables**
- Optimizing the Matrix Layouts



Optimizing the Design

- Formatting Visuals and Reducing Page Cluttered
- Using the Format Painter
- Visual Alignment Tips
- Custom Page Sizing
- Adding Logos & Custom Icons
- Using Buttons to Enhance Navigation
- Using Page Templates
- Making Enhancements with Shapes and Lines
- Creating or Modifying Visual Themes
- **Best Practice Guidelines and Development Tips**
- Removing or Hiding Data Model Redundancies



Report Functionality

- Best Way to teach Drill-down Options to Consumers
- **Understanding and Optimising KPI cards**
- Enhancing the Message of Visual Tooltips
- Drilling Down on both Rows and Columns
- **Types of Conditional Formatting**
- Customising the Visual Filter Context Cards
- Viewing the Underlying Data Driving a Visualization
- Customizing Interactivity Between Visual on the Page
- Optimizing Report Slicers and Cards
- **Top 10 & Bottom 10 Filters**
- Adding Relative Date & Filters
- Adding Information Pop-up messages to visuals
- Using Built-in Artificial Intelligence to unlock Insights
- Optimising the Message of Default Report Tooltips



Governance & Distribution

- **Understanding Row Level Security**
- Creating and Testing Security Roles
- Publishing Models to the Cloud Service
- Adding Users to Security Defined Roles
- Scenarios For Sharing Reports & Dashboards
- Creating Group Workspaces
- Collaborating on Content in a Workspace
- **Publishing Power BI Apps for Consumers**
- Adding Users & Editing Workspaces
- Installing & Connecting to Apps
- **Role of a Power BI Cloud Service Administrator**
- Viewing Usage Metrics Reports



Report Visualisations

- Choosing Appropriate Visuals Based on Context
- **Using Custom Visuals**
- Replicating Excel Combo Charts
- **Conditional formatting of Visuals**
- Moving away from 1 Dimensional Story-telling
- Exploring the Q&A Visual



Data Refreshing

- Overview of the Data Gateway
- Scheduling Data Refreshes
- Refreshing On-Demand

Why Choose Data Bear?

- ✔ Microsoft Gold Partner
- ✔ Training Focuses on Best Practices
- ✔ Step-by-step digital manual provided
- ✔ Additional Power BI Helper Files Provided
- ✔ Over 50 5 Star Google Reviews
- ✔ After Training Support Available



Vertical Focus

We're a Power BI centric company, and a Microsoft Power BI Partner, with a vertical focus on empowering organisations with Power BI training and solutions that produce results. Our passion is to help organisations become more 'Data Savvy'.



Deep Domain Experience

Having helped numerous organisations overcome the obstacles to enhanced data efficiency and empowering them with the skills to adopt a 'data culture', the Data Bear team has many years of 'real life' experience in the 'BI - trenches'. We don't just show you what all the various buttons and knobs do. You can learn that from documentation. Drawing on a wealth of experience, based on developing and deploying numerous best practice BI solutions globally, we'll teach you how to build a robust Power BI solution from the ground up, ensuring that, going forward, your team has the best practice foundation to continue the process of getting the right data into the right hands.



Long-Term Partnership

The process of using Power BI to ensure organisational value is an ongoing learning journey. To ensure your team can overcome any obstacles or issues experienced after the training, we provide '**after training**' support packages. In this scenario, you can purchase a bundle of support hours to be drawn from as needed or we can provide support on a 'pay-as-you-go' basis. The '**pay-as-go**' offer is exclusive to organisations or individuals who have received training from us.



Quality

Quality Assurance – as a Gold Microsoft Power BI partner, we have insight to all new Power BI update roll outs and we ensure that all our training content and best practices taught are up to date with latest Microsoft releases and new technology offerings.



Training Locations

United Kingdom We offer regular Training courses in London and throughout the UK.

Remote Online Through live remote online training, we empower organizations globally, regardless of their geographical location.

[Click Here to Book](#)

DATA BEAR

Be Data Savvy



UNITED KINGDOM

📍 Suite 34, 67-68 Hatton Garden, London, EC1N 8JY

☎ (020) 8720 6880

✉ info@databear.com

