



**VIZUAL
PLATFORM**

ALL ABOUT DIGITAL TRANSFORMATION

Vizual Pro

We help you Towards a strategic future!

<https://www.vizualplatform.com/>

Transformed Business Dynamics – The New Normal



Remote working is here to stay; customer meetings are also online



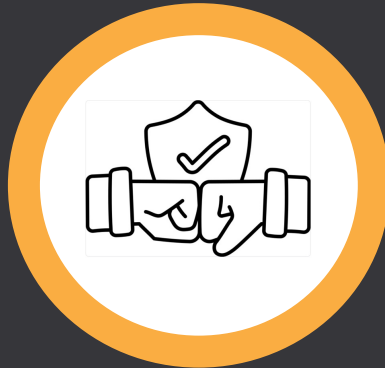
Task management is difficult & cumbersome for a Hybrid workforce



Suboptimal workforce resource utilization – Loss in productivity



Incorrect prioritization, Misalignment, Lack of transparency



Quantitative Performance management is needed to build trust of the hybrid workforce



Improved client responsiveness is needed to reduce sales cycles





Previous state

- 01 Task management is difficult & cumbersome for a Hybrid and distributed Workforce
- 02 Loss in productivity
- 03 Imbalance workforce utilisation
- 04 Incorrect prioritisation, Misalignment, Lack of transparency
- 05 Mismatch in expectations during appraisals



Our Solution

- 01 Simple and Easy to use Task Management - Email-based and Web-based
- 02 Task Approval, Rating, and Feedback
- 03 Employee Performance Reports
- 04 OKR framework for Goal setting and Tracking - Align goals capabilities
- 05 Analytics & Dashboard



Present state

- 01 Shorter proposal rollouts
- 02 Timely customer responses
- 03 Great Efficiency & Greater Staff Productivity
- 04 Accountability and Traceability
- 05 Employee-focus and Alignment with the management
- 06 Quantitative performance appraisals - Employee Trust

BDO Success Story

25%

Increase in efficiency of employees

335 Users

Using the system happily

1.5x

Faster customer response time

5 Countries

Deployed in 5 countries, expansion to other countries in progress



S u c c e s s S t o r y



Sandeep Khapre
CEO - BDO EA



“

We are delighted with the VizualPro Suite. We sincerely appreciate your responsiveness and the way you conduct business. We have recommended your company to others because of our satisfaction with your service.

The key benefits include satisfying customers with timely and quality responses, Accountability and Traceability, Visibility and Control, and Automated and Simplified Task Management; most things can be done through Microsoft Outlook as the Interface, Eliminating the Ticketing system and Lead data being up-to-date.

”



Vizual Pro - Benefits

- Satisfied customers - superior customer experience, Timely response
- Great Efficiency & Greater Staff Productivity
- Accountability and Traceability
- Simplified Operations
- Employee Trust - Motivation – Performance
- Increase transparency across teams



Pricing Model



Enterprise
SaaS - Pay as
you Go!



Website

<https://vizualplatform.com/vizualpro-suite/>

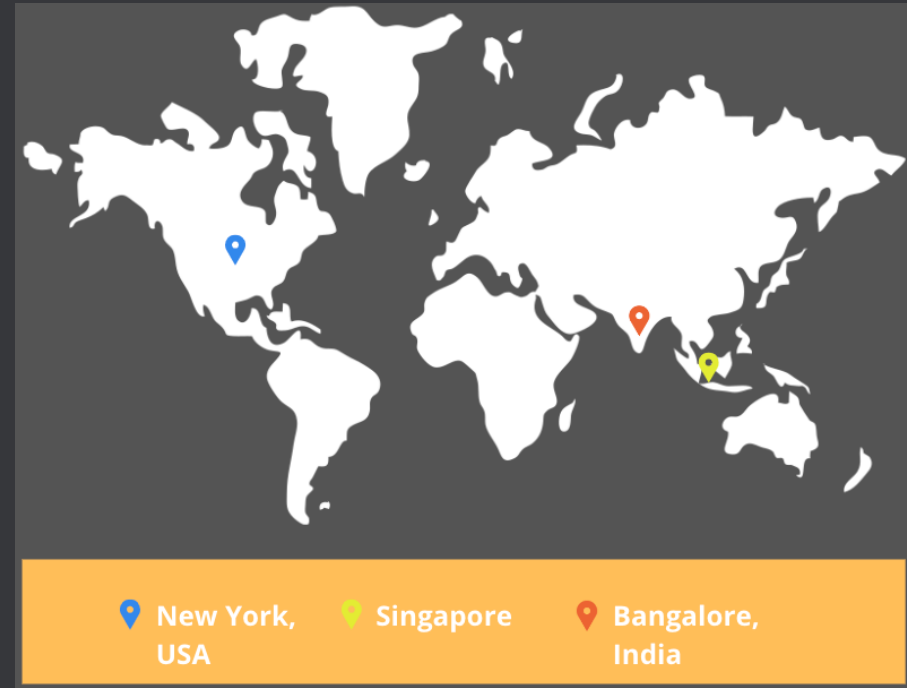


Email

dinesh@vizualplatform.com



Thank You for your time



Website

<https://vizualplatform.com/vizualpro-suite/>

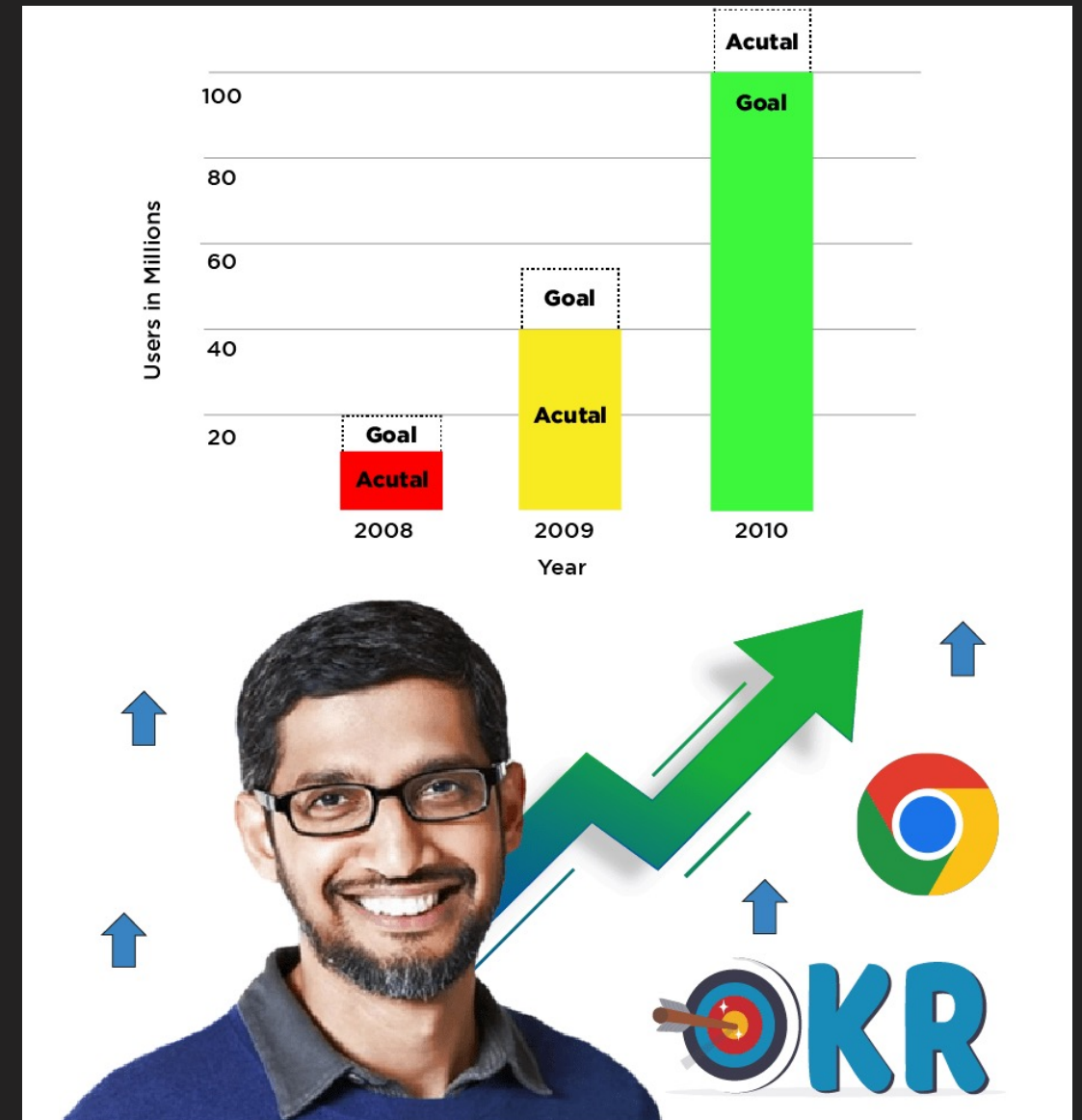


Email

dinesh@vizualplatform.com



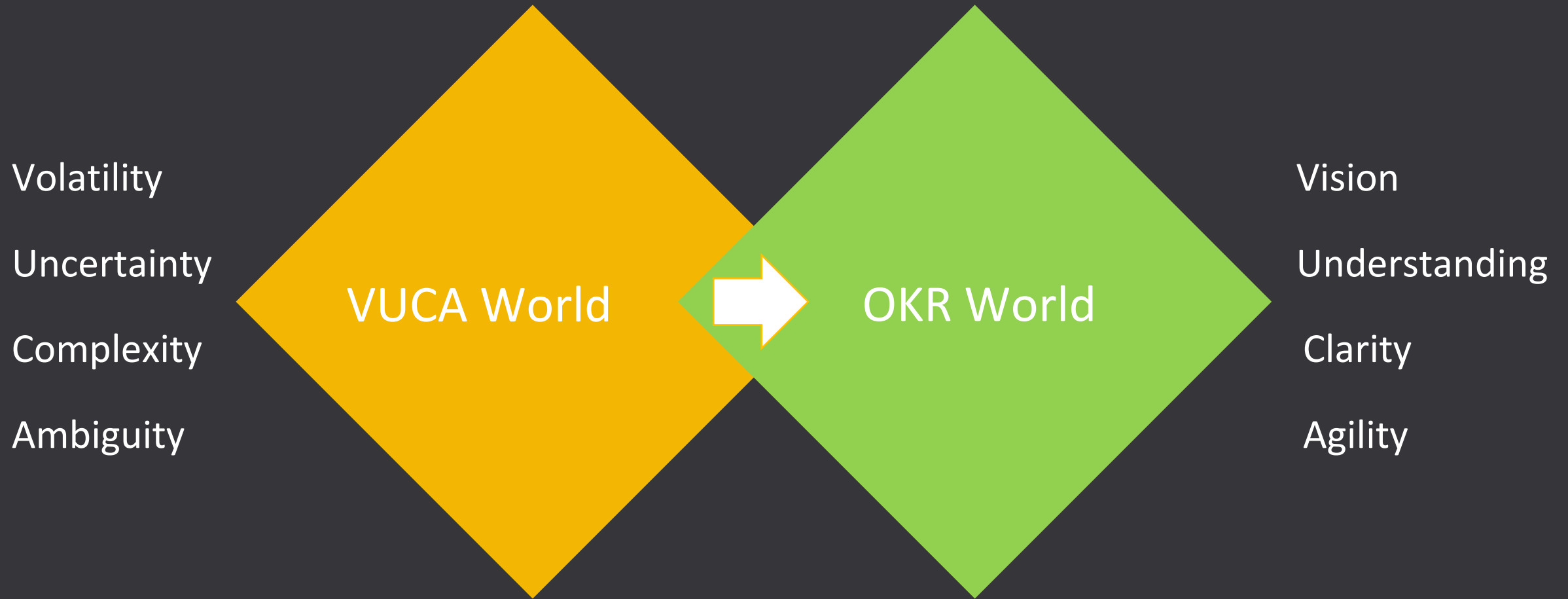
How did Googler Sundar Pichai use OKRs to build the best web browser in the World?



What could Kodak have done to survive?



OKRs and the world of VUCA



Definition



OBJECTIVES

Goals that inspire and set direction

- *Where do I need to go?*
- *Think of it as a point on a map, a destination like Boston*



KEY RESULTS

Steps that measure progress towards an objective

- *How do I know I'm getting there?*
- *Think of it as a signpost with a distance marker.*



TASKS/ INITIATIVES

Tasks required to drive progress of key results

- *What will I do to get there?*
- *Think of it as a description of what you'll do to get to your destination.*



Vizual Pro

Why: *"We enable organizations to be adaptable to a rapidly changing world by ensuring that their actions are always in line with their strategic goals."*

How: *By providing a user-friendly interface for setting and tracking OKRs (Objectives and Key Results), creating tasks and initiatives, and enabling real-time collaboration and communication between team members.*

What: *An OKR and Task Management software for setting, tracking, and achieving organizational, team, and individual goals through tasks and objectives.*



VizualPro Suite – Key components



Vision, Mission Strategy



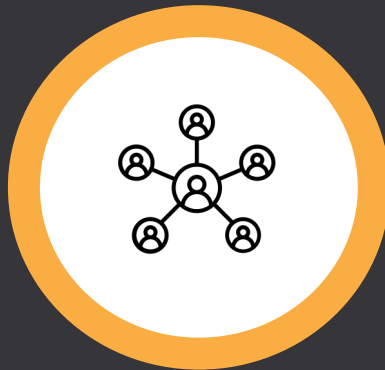
OKR Management



Task Management



Employee Performance &
Engagement



User Management



Extensive Analytics &
Monitoring



VizualPro Suite - Benefits

- Organizational alignment with strategy and vision
- Agility
- Better visibility and Accountability
- Improved Productivity
- Better Collaboration
- Employee Trust - Motivation - Performance

USPs

- Only OKR Management software with sophisticated Task Management capabilities
- Well designed & Ease of Use
- Training is included in the subscription



Sample screens

BDO BDO East Africa [Settings](#)

Dashboard

HOME

- Dashboard

PAGES

- OKRs
- Tasks
- Reports
- Vision-Strategy

SETTINGS

- Account Settings
- User Management
- Profile Settings

Sign Out

Organization Level **Individual Level**

OKR's Completion

On Time:	N/A
Delay:	N/A

3 Objectives

8 Key Results

306 Total Users

22 Total Tasks

11 Open Tasks

4 In Progress Ta...

6 High Priority Ta...

2 Completed Tasks

Active OKR's Progress

Top 10 OKR's list

B	Develop expertise in emerging techn...	BDO	33.3%	→
B	Generate high returns for investors b...	BDO	0%	→
B	Grow the business	BDO	0%	→



Sample screens

The screenshot displays a web application interface for BDO East Africa. The browser address bar shows the URL `email.vizualpro.biz`. The page title is "Dashboard" and includes a "Settings" link. The main content area features two charts:

- Task Status:** A donut chart showing the distribution of task statuses. The legend includes: Waiting - Third Party (blue), Waiting - Customer (light blue), Done (cyan), Approved (green), In Progress (light green), Open (yellow-green), and Reject (red).
- Approved Task Statistics:** A pie chart showing the distribution of approved tasks. The legend includes: On Time (green) and Delayed (blue).

The footer contains the text: "2023 © Vizual Platform Pvt. Ltd. All Rights Reserved."



Sample screens

The screenshot displays a web application interface for BDO East Africa. The browser address bar shows 'email.vizualpro.biz'. The left sidebar contains a navigation menu with the following items: HOME (Dashboard), PAGES (OKRs, Tasks, Reports, Vision-Strategy), SETTINGS (Account Settings, User Management, Profile Settings), and a Sign Out button at the bottom. The main content area is titled 'VMS List' and includes a breadcrumb 'Vision-Mission-Strategy > VMS List' and a 'Settings' link. The 'Vision Mission Strategy' section contains three text input fields: 'Vision *' with the text 'To be the leading consulting firm in our chosen markets, helping clients achieve their business goals through innovative solutions and unparalleled client service.', 'Mission *' with the text 'To provide exceptional consulting services that help our clients optimize their performance and maximize their return on investment through innovative solutions, industry expertise, and outstanding client service.', and 'Strategy *' with the text 'Specialisation in Digital Transformation Consulting for Mid-Size Enterprises, differentiate ourselves through the use of technology or analytics, and prioritize building long-term client relationships'. A green 'Save' button is located at the bottom right of the form area. The footer contains the text '2023 © Vizual Platform Pvt. Ltd. All Rights Reserved.' and a logo in the bottom right corner.

BDO East Africa

HOME

- Dashboard

PAGES

- OKRs
- Tasks
- Reports
- Vision-Strategy**

SETTINGS

- Account Settings
- User Management
- Profile Settings

Sign Out

VMS List

Vision-Mission-Strategy > VMS List

Settings

Vision Mission Strategy

Vision *

To be the leading consulting firm in our chosen markets, helping clients achieve their business goals through innovative solutions and unparalleled client service.

Mission *

To provide exceptional consulting services that help our clients optimize their performance and maximize their return on investment through innovative solutions, industry expertise, and outstanding client service.

Strategy *

Specialisation in Digital Transformation Consulting for Mid-Size Enterprises, differentiate ourselves through the use of technology or analytics, and prioritize building long-term client relationships

Save

2023 © Vizual Platform Pvt. Ltd. All Rights Reserved.

Sample screens

The screenshot displays the 'All OKR's' dashboard for BDO East Africa. The interface includes a sidebar with navigation options like 'Dashboard', 'Tasks', 'Reports', and 'Settings'. The main content area features a table of OKRs with the following data:

OBJECTIVE	ASSIGNEE	TIMELINE	PROGRESS	ACTION
Increase the revenue	dinesh.sharma@bdo-ea.co	20 Mar 23 - 27 Mar 23	15.58%	Detail View
Expand the company's presence in the international	virginiah.mwangi@bdo-ea.c	22 Mar 23 - 22 Apr 23	100%	Detail View
Develop a project	aaron.uringtho@bdo-ea.coi	31 Mar 23 - 07 Apr 23	0%	Detail View
Generate high returns for investors by investing in pr	dinesh.sharma@bdo-ea.co	04 Apr 23 - 04 May 23	0%	Detail View
Increase the firm's visibility and recognition within th	dinesh.sharma@bdo-ea.co	04 Apr 23 - 04 May 23	0%	Detail View

At the bottom of the table, there is a pagination control showing 'Rows per page: 20' and '1-5 of 5'.



Sample screens

The screenshot displays the BDO East Africa OKR management interface. The browser address bar shows 'email.vizualpro.biz'. The page title is 'All OKR's' with a breadcrumb 'OKR > All OKR's' and a 'Settings' link. The main content area has three tabs: 'Individual OKRs' (selected), 'Corporate OKRs', and 'Department OKRs', along with an 'Add Objective +' button. A search bar and a refresh icon are positioned above a table of OKRs. The table has five columns: OBJECTIVE, ASSIGNEE, TIMELINE, PROGRESS, and ACTION. It lists five OKRs with their respective assignees, timelines, and progress bars. The first OKR is 'Increase the revenue' (15.58% progress), the second is 'Expand the company's presence in the international' (100% progress), and the others are at 0% progress. Each row includes a 'Detail View' link and a delete icon. At the bottom right, there is a pagination control showing 'Rows per page: 20' and '1-5 of 5'.

OBJECTIVE	ASSIGNEE	TIMELINE	PROGRESS	ACTION
Increase the revenue	dinesh.sharma@bdo-ea.co	20 Mar 23 - 27 Mar 23	15.58%	Detail View
Expand the company's presence in the international	virginiah.mwangi@bdo-ea.co	22 Mar 23 - 22 Apr 23	100%	Detail View
Develop a project	aaron.uringtho@bdo-ea.co	31 Mar 23 - 07 Apr 23	0%	Detail View
Generate high returns for investors by investing in pr	dinesh.sharma@bdo-ea.co	04 Apr 23 - 04 May 23	0%	Detail View
Increase the firm's visibility and recognition within th	dinesh.sharma@bdo-ea.co	04 Apr 23 - 04 May 23	0%	Detail View

Rows per page: 20 1-5 of 5

2023 © Vizual Platform Pvt. Ltd. All Rights Reserved.



Sample screens

BDO East Africa

HOME

- Dashboard

PAGES

- OKRs
- All OKRs
- Tasks
- Reports
- Vision-Strategy

SETTINGS

- Account Settings
- User Management
- Profile Settings

Sign Out

All OKR's

OKR > All OKR's

Settings

Increase the revenue

Individual Created on Feb 26, 2023 Owner : dinesh.sharma@bdo-ea.com

Go Back

Target Date : 27 Mar 2023

Visibility : Only Me

OKR Level : Individual

OKR Completion **15.58%**

Overview Activities

Item	Start Date	End Date	Owner	Completion	Action
Increase the revenue	20-Mar-23	27-Mar-23	dinesh.sharma@bdo...	15.58%	Save
Get Projects	20-Mar-23	27-Mar-23	dinesh.sharma@bd...	32.1%	Save
Get Projects	20 Mar 23	27 Mar 23	priscillah.githanga@bdo-ea.com	0%	X
Get Projects	24-Mar-23	25-Apr-23	aaron.uringtho@bdo...	50.9%	Save

+ Add Task

+ Add Task

+ Add Key Results



Sample screens

The screenshot displays a web application interface for 'BDO East Africa'. The browser address bar shows 'email.vizualpro.biz'. The page title is 'Reports', with a breadcrumb trail 'Reports > Reports' and a 'Settings' gear icon.

The left sidebar contains navigation options under 'HOME', 'PAGES', and 'SETTINGS'. The 'Reports' option is highlighted in blue.

The main content area is titled 'Task Performance Report' and includes date filters for 'Start Date : 2023-03-01' and 'End Date : 2023-04-04'. Below the filters is a search bar and a 'Download' button.

The report data is presented in a table with the following columns: STATUS, # TASKS, # ON TIME, # DELAYED, AVG TASK RE..., and AVG TASK AP... The table contains four rows of data:

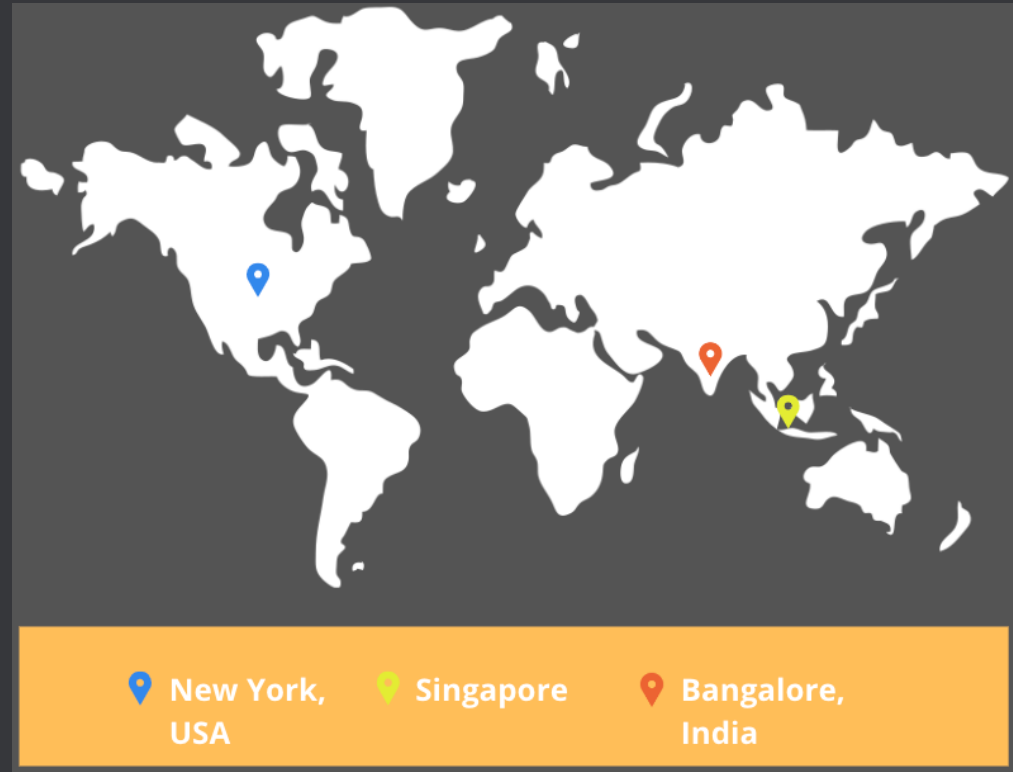
STATUS	# TASKS	# ON TIME	# DELAYED	AVG TASK RE...	AVG TASK AP...
Approved	2	1	1	0 D 0 Hr 04 Min	0 D 0 Hr 06 Min
Reject	3	2	1	2 D 20 Hr 16 Min	2 D 20 Hr 16 Min
In Progress	4	4	0	N/A	N/A
Open	11	11	0	N/A	N/A

At the bottom of the table, there is a pagination control showing 'Rows per page: 20' and '1-4 of 4'.

The footer of the page contains the text: '2023 © Vizual Platform Pvt. Ltd. All Rights Reserved.'



Thank You for your time



 Website

<https://www.vizualplatform.com>

 Email

dinesh@vizualplatform.com

