

YAVEON

ProBatch 365 Costing

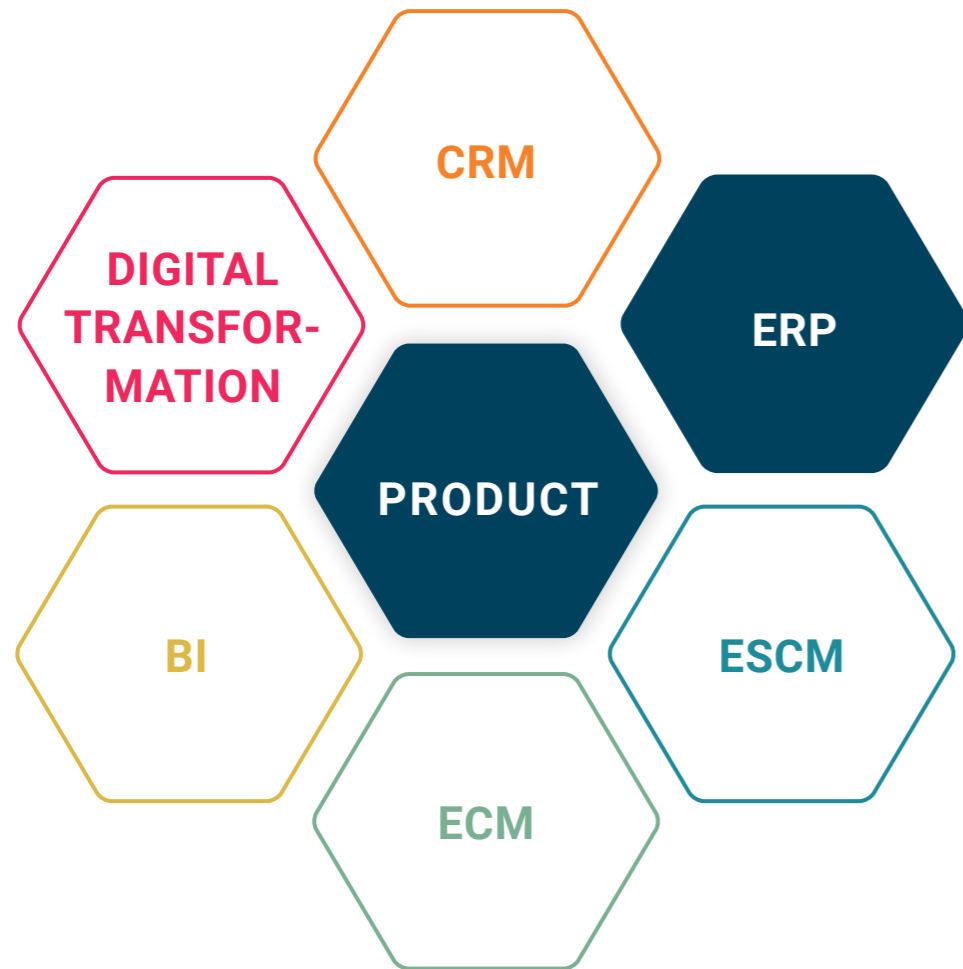
WWW.YAVEON.COM



Microsoft
Partner



EVERYTHING AT A GLANCE



BASIS

Microsoft Dynamics 365 Business Central

COMPANY SIZE

Small and medium-sized companies

INDUSTRIES

Chemicals, pharmaceuticals, biotechnology, cosmetics, food, medical technology



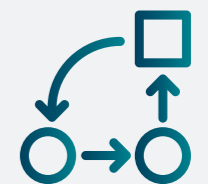
TIME-SAVING

By calculating item prices and item costs more efficiently, you save time.



MORE POSSIBILITIES

Schedules, overheads, and much more: Use the app to calculate item prices and costs flexibly, according to your needs.



AUTOMATION

Manual processing is a thing of the past. With the Costing app, you can calculate prices with one click.

HOW DOES THIS WORK EXACTLY? THE FEATURES

Define

To feed costs into the calculation or pre-calculation, define individual costing schedules and overheads. Use current item acquisition prices, calculated costing values, or manually created costing values to determine current or future costs.

Add absolute and percentage overheads

Depending on your needs, you can add overheads as an absolute amount or as a percentage. Define the base of the percentage in the calculation schedules.

Map costing changes date-dependent

Do you want to map cost changes according to a set time period? You can do this by creating date-dependent overhead rates. An adjustment of the calculation schedule is not necessary. Use calculated costing values to easily map percentage cost increases.

Document

Everything at a glance: Document pricing of items in historical progression.

Costing generated directly from a quotation or order

This is even better than it sounds: Begin the costing of your production items directly from the quotation or order line as these are linked to the sales line.

Calculation based on quantity or lot size

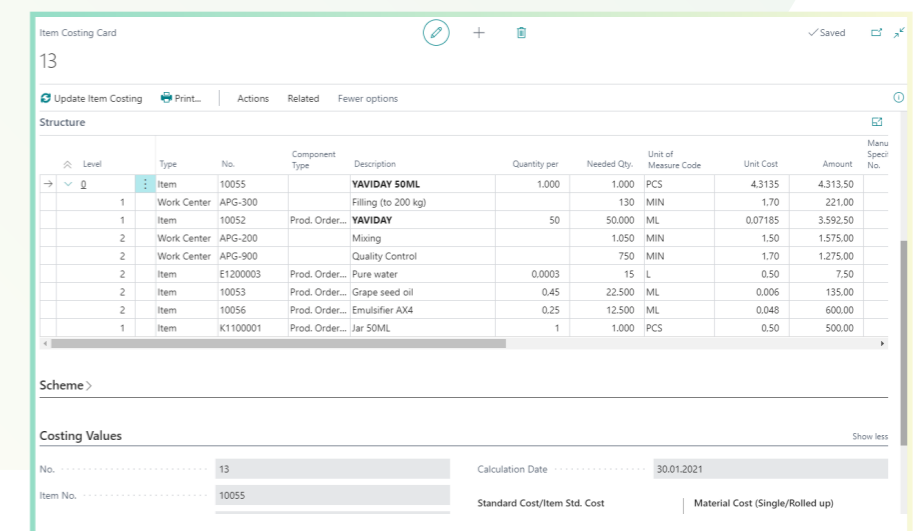
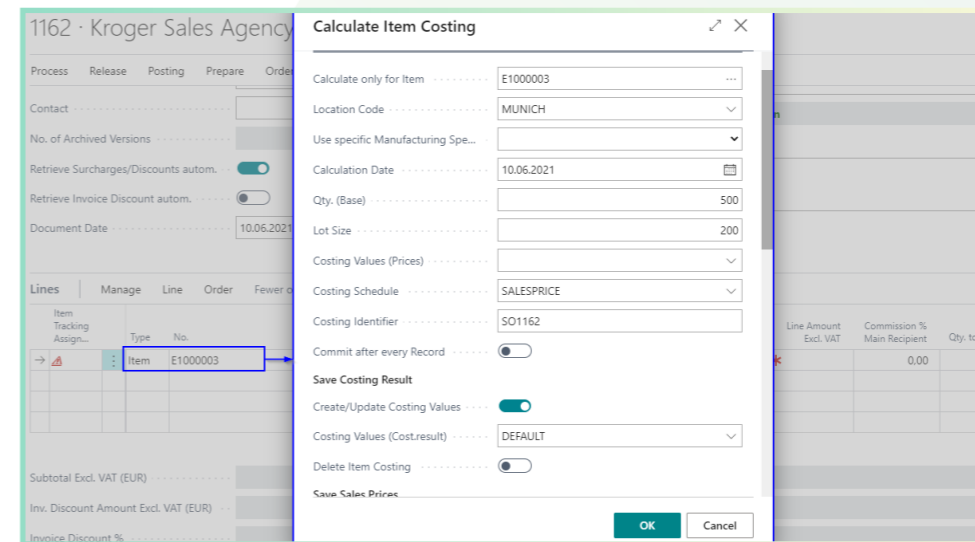
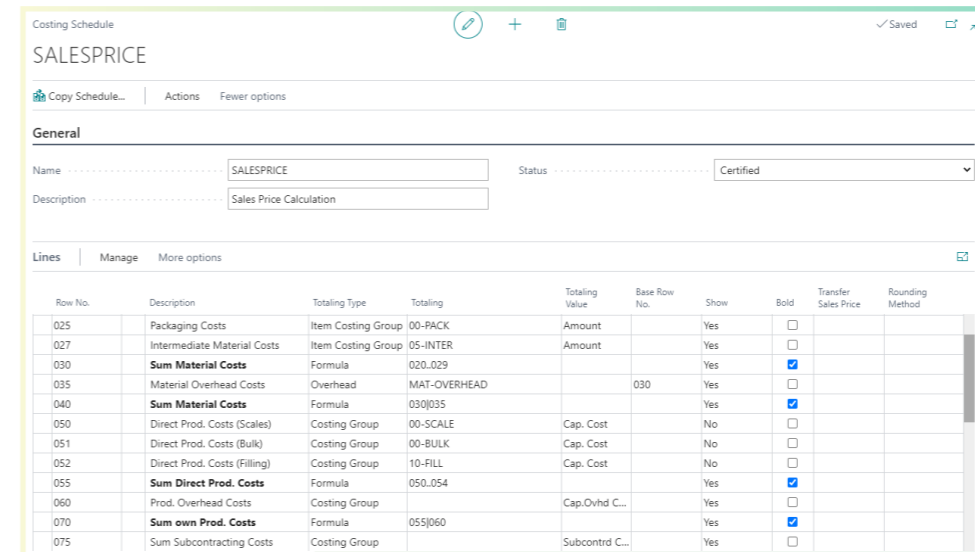
In order to assign fixed costs of production on a unit basis, costing can be done based on produced quantities and lot sizes.

Map costing schedules more easily with individual costing schedules

Create your own calculation schemes with the app, and combine item and capacity costs with percentage and fixed overhead. In this way, you map the cost structure of your production and processes directly in the item price.

Calculation of development items (in combination with the PB365 R&D app)

Calculate the cost or price of items currently in development. Use the Development Recipe from the ProBatch 365 Research and Development app as a foundation.



THE YAVEON PROBATCH 365 BASE APP

That all sounds excellent.

But wasn't there something about a surprise?

That's right, the **YAVEON Base app:**

It is more than a base. It is your foundation.

Set up traffic light rules for tables

Red, yellow, green - we all know the traffic light principle. In the Base app, the colors make your life easier by acting as a visual reinforcement.

Define traffic light rules that change the colors based on values. For example, you can specify that fully delivered sales orders are indicated in green, while undelivered orders are indicated in red. Select the rules in the list view to highlight records.

You can set up the traffic light rules for the following tables:

- Items
- Vendors
- Customers
- Inventory Summary
- Purchase Lines
- Sales Lines

Set up extended texts

Whether for master data or purchase and sales documents: Define extended texts for accounts payable, customers, G/L accounts, items, and resources. You want an automatic transfer to purchase and sales documents? No problem. Discover even more benefits by using extended texts in other YAVEON apps, for example, Research and Development, Warehouse Management, Sales & Purchase, and Quality Assurance.

Set up master data features

Assign features with a specific value to an item. You can also set up features whose value is calculated via a formula based on the values of other features. Do you want to search for items with specific features? Just use the feature search. You can filter an item list so that only the items that match the criterion are displayed. For even more benefits, combine the function with other YAVEON apps, for example, Quality Assurance and Manufacturing.

No. 1	Description	Target Value	Unit of Measure Code	Data Type	Feature Type	Calcu... Feature	Calculation Formula
DETEX	detex		GR/10000M	Decimal	MA001		
F000001	Labeling	OK		Option	MA017		
F000002	Packaging	OK		Option	MA017		
F000003	Certificate	ATTACHED		Option	MA017		
F000004	Shipping Note	ATTACHED		Option	MA017		
F000005	Content of active ingre...		%	Decimal	MA002		
F000006	PH-Value	+7.0		Decimal	MA015		
F000007	Salt Content	4.00	%	Decimal	MA003		
F000008	Methanol		%	Decimal	MA015		
F000009	Optical rotation	0.0		Decimal	MA002		
F000010	Energy kJ		KJ	Decimal	MA014		F000011+
F000011	Fat		GR	Decimal	MA009		
F000012	Sugar		GR	Decimal	MA010		
F000013	Ethanol		GR	Decimal	MA015		
F000014	Colour			Option	MA016		
F000015	API YAVIPROFEN		MG	Decimal	MA002		
F000016	Air pressure measur...		BAR	Decimal	MA020		
F000017	Zero Setting		GR	Decimal	MA020		
F000018	10g		GR	Decimal	MA020		
F000019	100g		GR	Decimal	MA020		

ProBatch 365 Base Corporate Design Documents Setup

Actions

General

Default Language: ENG
 No copy Data run:
 Default Date Format: 304
 Line No divisor for POS:
 Example for default d...: 19. May 2021
 Proforma Invoice No.: Order No

Report Print Details

Print Logo:
 Logo alignment in do...: Right
 Print Return Address:
 Print Footer:
 Footer height - max...: 0
 Doc. No. to Documen...:
 Print Page Transfer S...:
 Remove Empty Lines...:
 Show Labels without...:
 Show Lines with Zero...:

Print Blanket Sales Or...:
 Length of Description: 0
 Print Description 2:
 Print Assembly Comp...:
 Print Tracking Inform...:
 PB365 Extended Texts:
 INSERT EMPTY LINE AFTER LINE TYPE
 Standard texts (Attac...:
 Empty/Comment:
 Item:



THE YAVEON PROBATCH 365 BASE APP

Set up a corporate design for your documents

Choose the layout that suits your company best and use it for diverse purchase, sales, and stock transfer documents.

Do you need the edited document in another language? No problem. Simply choose from the languages assigned to the labels for fields and columns and add document and field names. With one click, the finished document is ready.

To add information, choose which columns and fields to print on the document.

If you don't like the order of the columns, just change them according to your preference.

For even more benefits, extend the function for other YAVEON apps, for example, Trade, Hazardous Substances Management, Warehouse Management, Manufacturing, and Lot Management.

Get an overview with the inventory summary

With the Inventory Summary, you always have an overview of the current inventory - sorted by item, batch, location, and storage space.

Would you like an up-to-date status report of your inventory? You've got it - because all of the information about your inventory is in one place and is automatically updated with every posting. It is your information center for warehouse managers, clerks, and production planners.

For even more benefits, add columns for other YAVEON apps, for example, Lot Management, Warehouse Management, Manufacturing, and Hazardous Substances Management.

Extend the authorization management of Microsoft Dynamics 365 Business Central

Do you want to combine permission sets in the system and even be able to exclude certain rights? With Permission Set Management, this is possible.

Traf. Light	Item No.	Item Description	Lot No.	Serial No.	Location Code	Zone Code	Bin Code
●	E1200004	API YAVIPROFEN	LOT000081		BERLIN		
●	E1200004	API YAVIPROFEN	LOT000103		MUNICH	RECEIVE	REC-01
●	E1200005	Instruction Leaflet	LOT000004		MUNICH	RM	RM-02-02-..
●	E1200005	Instruction Leaflet	LOT000004		MUNICH	RM	RM-02-02-..
●	E1200005	Instruction Leaflet	LOT000004		MUNICH	RM	RM-02-02-..
●	E1200005	Instruction Leaflet	LOT000004		MUNICH	RM	RM-02-02-..
●	E1200005	Instruction Leaflet	LOT000004		MUNICH	RM	RM-02-02-..
●	E1200005	Instruction Leaflet	LOT000004		MUNICH	RM	RM-02-02-..
●	E1200005	Instruction Leaflet	LOT000018		MUNICH	RM	RM-02-02-..
●	E1200005	Instruction Leaflet	LOT000054		BERLIN		
●	E1200005	Instruction Leaflet	LOT000096		MUNICH	RECEIVE	REC-01
●	E1300000	YAVINIGHT 50ml	2020703		MUNICH	SHELF	SH-01-01-0.
●	E1300000	YAVINIGHT 50ml	LOT-0069		MUNICH	PICK	KO-02-08-0
●	E1300000	YAVINIGHT 50ml	LOT-0072		UTRECHT		
●	E1300000	YAVINIGHT 50ml	LOT-0073		BERLIN		
●	E1300000	YAVINIGHT 50ml	LOT-0074		BERLIN		
●	E1300001	YAVI Bears	LOT000021		MUNICH	PICK	KO-02-08-0
●	E1300001	YAVI Bears	LOT000028		UTRECHT		

Role ID ↑	Name
BASE_ACCESS_TRAINING	Ergänzung zu SuperData
PB365 LM QP	PB Qualified Person
PB365 LM QS	PB Quality Supervisor
→ SAL-REP	Sales Representative
YAV-SUPER-DATA	YAVEON Super Data

Assigned Role ID ↑	Restrict Permissions	Scope ↑
D365 BASIC	<input type="checkbox"/>	System
D365 SALES DOC. EDIT	<input type="checkbox"/>	System
D365 SALES DOC. POST	<input type="checkbox"/>	System
RM-CONT	<input type="checkbox"/>	System
→ D365 VENDOR. EDIT	<input checked="" type="checkbox"/>	System

YAVEON GERMANY

–

Schweinfurter Str. 9

97080 Wuerzburg

Phone.: +(49) 931 46 555-0

& +(49) 151 29252990

info@yaveon.com

YAVEON SWITZERLAND

–

Saegereistr. 27

CH-8152 Glattbrugg

Phone.: +(41) 44 874 80 80

info@yaveon.ch