

YAVEON

ProBatch 365

Plant Data Acquisition

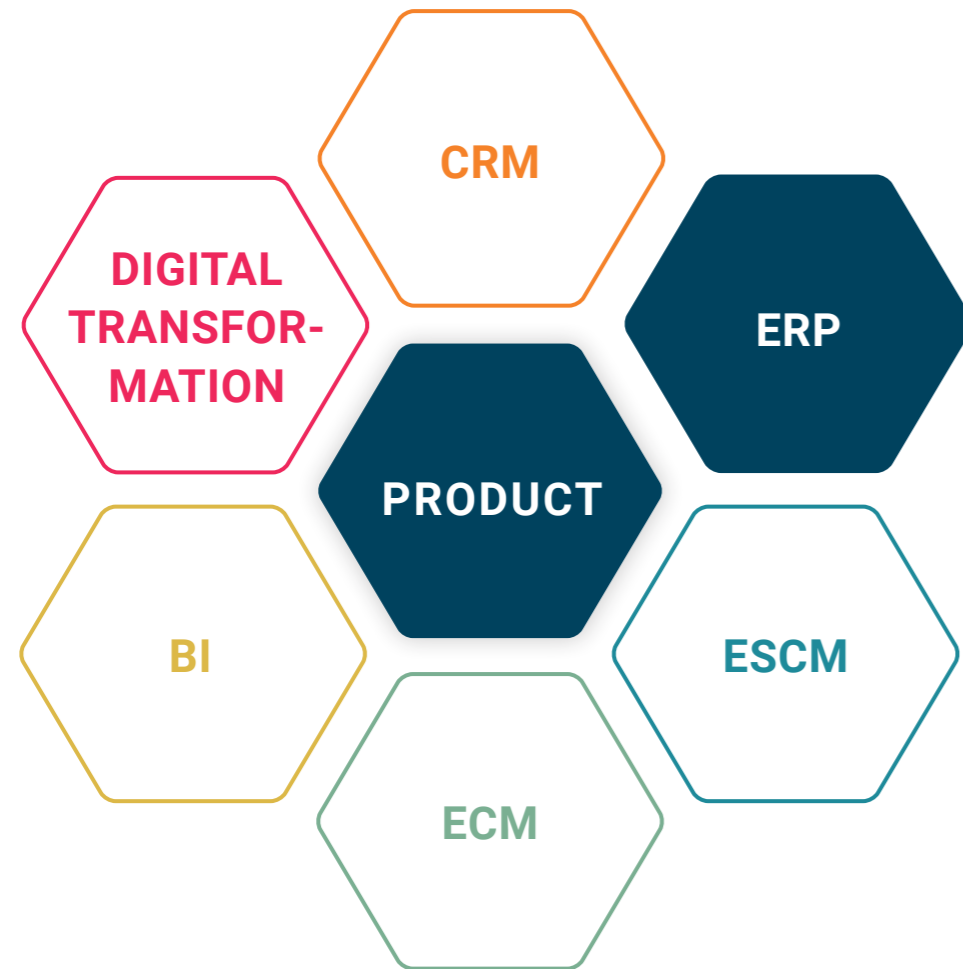
WWW.YAVEON.COM



Microsoft
Partner



EVERYTHING AT A GLANCE



BASIS

Microsoft Dynamics 365 Business Central

COMPANY SIZE

Small and medium-sized companies

INDUSTRIES

Chemicals, pharmaceuticals, biotechnology, cosmetics, food, medical technology



Intuitive recording of start and end time



Tracking of interruptions of the work process



Automatic consideration of break times



Recording of times for parallel running operations

HOW DOES THIS WORK EXACTLY? THE FEATURES

Intuitive time tracking

With the ProBatch 365 PDA app, you can say goodbye to scribbled timesheets, duplicate entries, and inaccurate logging. You can enter and post the setup and processing times of each step of the production order entirely digitally. In doing so, you increase data quality, while reducing complexity and avoiding processing error. An additional time tracking software? You don't need it anymore.

You can keep a close track of costs due to the up-to-date data and dramatically improved data quality, enabling you to plan with pinpoint accuracy. This provides the foundation for the optimization of your forecast.

Everything at a glance

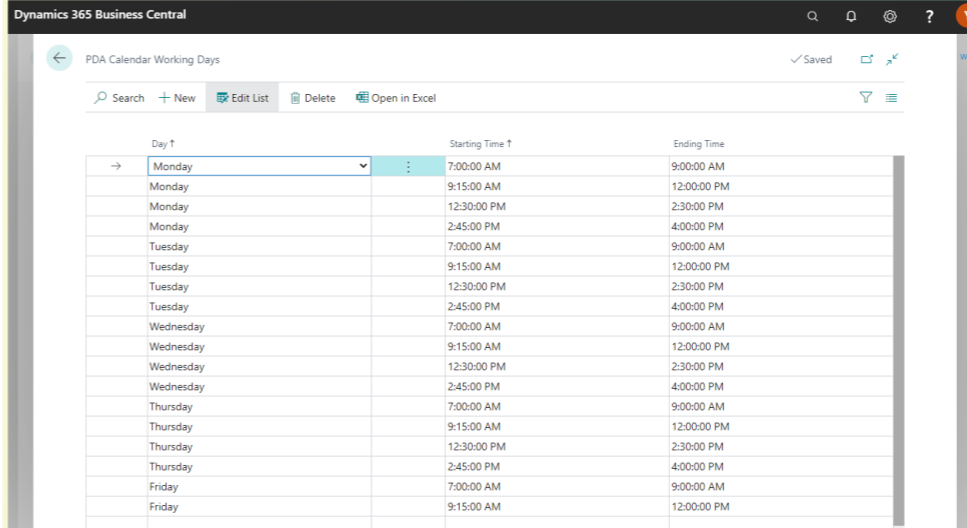
The PDA Control Panel serves as an overview of all your production operations, and time tracking can be performed centrally there. In addition, employees can report operational data directly at the production site. The system can also perform an optional check before the times are posted.

The automatic reference to the calendar and predetermined break times makes the system easier to use while reducing calculation errors.

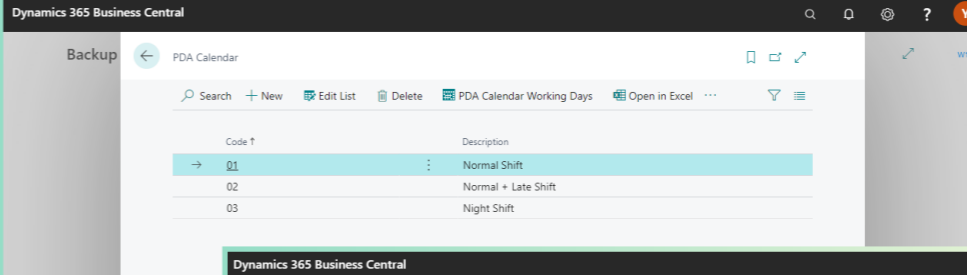
Alongside the automatic calculation of break times, other standard scenarios are covered by the solution, such as the recording of parallel operations.

What if the work is interrupted? The system quickly and easily captures these disruptions. In addition to the standard start and end times, the system also allows the recording of interruptions in the work process quickly and easily.

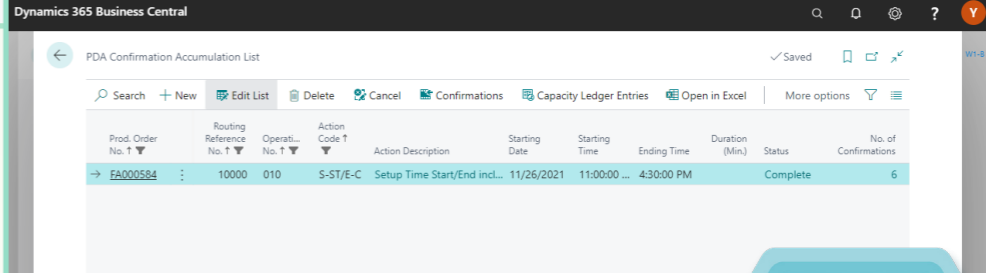
Once the time has been tracked, it can be posted directly or undergo an optional extra check. The posting is performed in accordance with the standard of capacity ledger entries per production operation.



Day ↑	Starting Time ↑	Ending Time
Monday	7:00:00 AM	9:00:00 AM
Monday	9:15:00 AM	12:00:00 PM
Monday	12:30:00 PM	2:30:00 PM
Monday	2:45:00 PM	4:00:00 PM
Tuesday	7:00:00 AM	9:00:00 AM
Tuesday	9:15:00 AM	12:00:00 PM
Tuesday	12:30:00 PM	2:30:00 PM
Tuesday	2:45:00 PM	4:00:00 PM
Wednesday	7:00:00 AM	9:00:00 AM
Wednesday	9:15:00 AM	12:00:00 PM
Wednesday	12:30:00 PM	2:30:00 PM
Wednesday	2:45:00 PM	4:00:00 PM
Thursday	7:00:00 AM	9:00:00 AM
Thursday	9:15:00 AM	12:00:00 PM
Thursday	12:30:00 PM	2:30:00 PM
Thursday	2:45:00 PM	4:00:00 PM
Friday	7:00:00 AM	9:00:00 AM
Friday	9:15:00 AM	12:00:00 PM



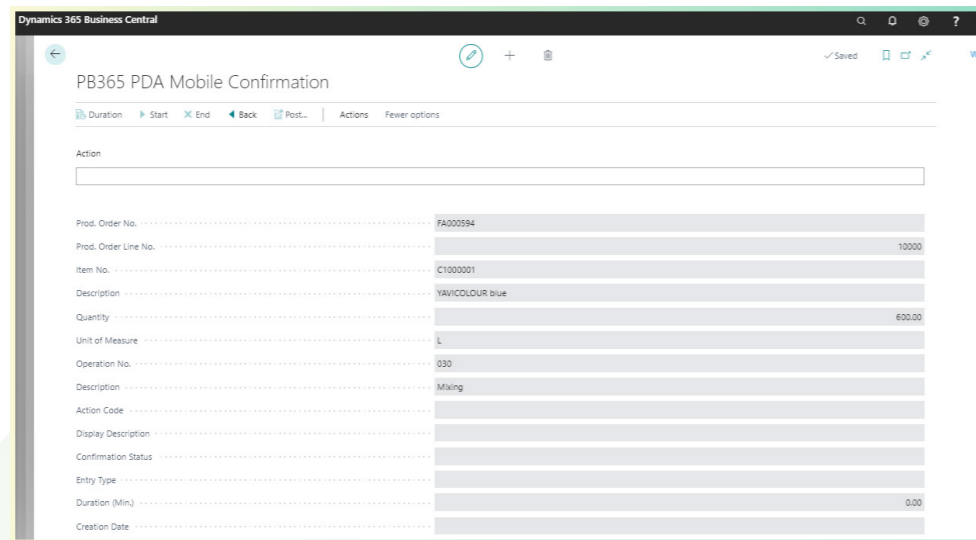
Code ↑	Description
01	Normal Shift
02	Normal + Late Shift
03	Night Shift



Prod. Order No. ↑	Routing Reference No. ↑	Operat... No. ↑	Action Code ↑	Action Description	Starting Date	Starting Time	Ending Time	Duration (Min.)	Status	No. of Confirmations
FA000584	10000	010	S-ST/E-C	Setup Time Start/End incl...	11/26/2021	11:00:00	4:30:00 PM		Complete	6



HOW DOES THIS WORK EXACTLY? THE FEATURES



Dynamics 365 Business Central

PB365 PDA Mobile Confirmation

Duration Start End Back Post... Actions Fewer options

Action

Prod. Order No. FA000594

Prod. Order Line No. 10000

Item No. C1000001

Description YAVICOLOR blue

Quantity 600.00

Unit of Measure L

Operation No. 030

Description Mixing

Action Code

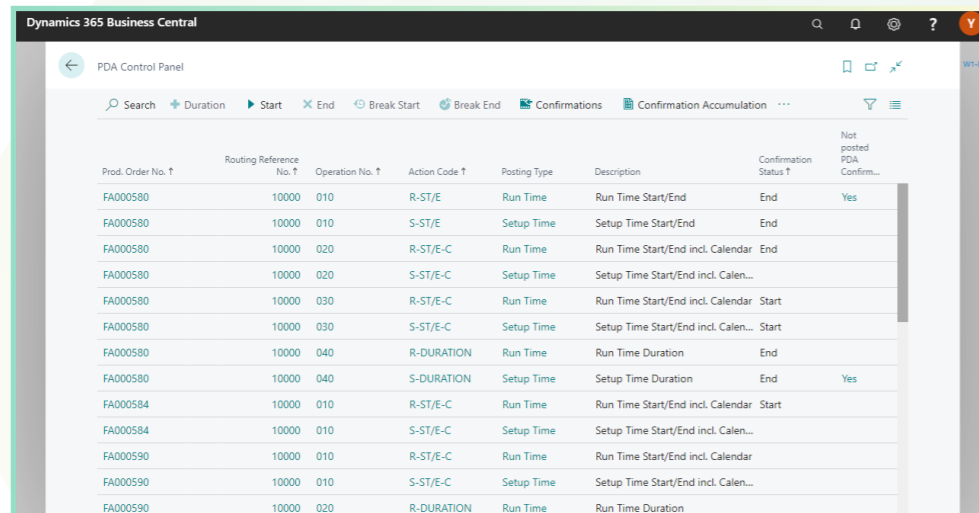
Display Description

Confirmation Status

Entry Type

Duration (Min) 0.00

Creation Date



Dynamics 365 Business Central

PDA Control Panel

Search Duration Start End Break Start Break End Confirmations Confirmation Accumulation

Prod. Order No. ↑	Routing Reference No. ↑	Operation No. ↑	Action Code ↑	Posting Type	Description	Confirmation Status ↑	Not posted PDA Confirm...
FA000580	10000	010	R-ST/E	Run Time	Run Time Start/End	End	Yes
FA000580	10000	010	S-ST/E	Setup Time	Setup Time Start/End	End	
FA000580	10000	020	R-ST/E-C	Run Time	Run Time Start/End incl. Calendar	End	
FA000580	10000	020	S-ST/E-C	Setup Time	Setup Time Start/End incl. Calendar		
FA000580	10000	030	R-ST/E-C	Run Time	Run Time Start/End incl. Calendar	Start	
FA000580	10000	030	S-ST/E-C	Setup Time	Setup Time Start/End incl. Calendar	Start	
FA000580	10000	040	R-DURATION	Run Time	Run Time Duration	End	
FA000580	10000	040	S-DURATION	Setup Time	Setup Time Duration	End	Yes
FA000584	10000	010	R-ST/E-C	Run Time	Run Time Start/End incl. Calendar	Start	
FA000584	10000	010	S-ST/E-C	Setup Time	Setup Time Start/End incl. Calendar		
FA000590	10000	010	R-ST/E-C	Run Time	Run Time Start/End incl. Calendar		
FA000590	10000	010	S-ST/E-C	Setup Time	Setup Time Start/End incl. Calendar		
FA000590	10000	020	R-DURATION	Run Time	Run Time Duration		

Mobile capture

With the mobile client of the ProBatch 365 Scanning app, employees report operational data directly at the production site. The user-friendly display ensures efficient operation on specialized mobile devices.

The intuitive handling ensures a high level of acceptance among users - making the app a popular tool that is used on a daily basis.

What about the layout? It is optimized for the device, of course. It can be used on various devices, from handheld scanners to laptops, without installation, regardless of the operating system.

It is often used in combination with the ProBatch 365 Joint Production app. This app provides feedback on the items and their production quantities, such as output and consumption.

ProBatch 365 PDA is the ideal complement to **ProBatch 365 Joint Production** and the next logical step towards digitalization.

THE YAVEON PROBATCH 365 BASE APP

That all sounds excellent.

But wasn't there something about a surprise?

That's right, the YAVEON Base app:

It is more than a base. It is your foundation.

Set up traffic light rules for tables

Red, yellow, green - we all know the traffic light principle. In the Base app, the colors make your life easier by acting as a visual reinforcement.

Define traffic light rules that change the colors based on values. For example, you can specify that fully delivered sales orders are indicated in green, while undelivered orders are indicated in red. Select the rules in the list view to highlight records.

You can set up the traffic light rules for the following tables:

- Items
- Vendors
- Customers
- Inventory Summary
- Purchase Lines
- Sales Lines

Set up extended texts

Whether for master data or purchase and sales documents: Define extended texts for accounts payable, customers, G/L accounts, items, and resources. You want an automatic transfer to purchase and sales documents? No problem.

Discover even more benefits by using extended texts in other YAVEON apps, for example, Research and Development, Warehouse Management, Sales & Purchase, and Quality Assurance.

No. 1	Description	Target Value	Unit of Measure Code	Data Type	Feature Type	Calculation Feature	Calculation Formula
DETEX	detex		GR/10000M	Decimal	MA001		
F000001	Labeling	OK		Option	MA017		
F000002	Packaging	OK		Option	MA017		
F000003	Certificate	ATTACHED		Option	MA017		
F000004	Shipping Note	ATTACHED		Option	MA017		
F000005	Content of active ingre...		%	Decimal	MA002		
F000006	PH-Value	+7.0		Decimal	MA015		
F000007	Salt Content	4.00	%	Decimal	MA003		
F000008	Methanol		%	Decimal	MA015		
F000009	Optical rotation	0.0		Decimal	MA002		
F000010	Energy kj		KJ	Decimal	MA014		F000011+
F000011	Fat		GR	Decimal	MA009		
F000012	Sugar		GR	Decimal	MA010		
F000013	Ethanol		GR	Decimal	MA015		
F000014	Colour			Option	MA016		
F000015	API YAVIPROFEN		MG	Decimal	MA002		
F000016	Air pressure measur...		BAR	Decimal	MA020		
F000017	Zero Setting		GR	Decimal	MA020		
F000018	10g		GR	Decimal	MA020		
F000019	100g		GR	Decimal	MA020		

Set up master data features

Assign features with a specific value to an item. You can also set up features whose value is calculated via a formula based on the values of other features. Do you want to search for items with specific features? Just use the feature search. You can filter an item list so that only the items that match the criterion are displayed.

For even more benefits, combine the function with other YAVEON apps, for example, Quality Assurance and Manufacturing.

ProBatch 365 Base Corporate Design Documents Setup

Actions

General

Default Language: ENG

Default Date Format: 304

Example for default d...: 19. May 2021

Report Print Details

Print Logo:

Print Return Address:

Print Footer:

Footer height - max...: 0

Doc. No. to Documen...:

Print Page Transfer S...:

Remove Empty Lines...:

Show Labels without...:

Show Lines with Zero...:

No copy Data run:

Line No divisor for POS:

Proforma Invoice No.: Order No

Print Blanket Sales Or...:

Length of Description: 0

Print Description 2:

Print Assembly Comp...:

Print Tracking Inform...:

PB365 Extended Texts:

INSERT EMPTY LINE AFTER LINE TYPE

Standard texts (Attac...:

Empty/Comment:

Item:



THE YAVEON PROBATCH 365 BASE APP

Set up a corporate design for your documents

Choose the layout that suits your company best and use it for diverse purchase, sales, and stock transfer documents.

Do you need the edited document in another language? No problem. Simply choose from the languages assigned to the labels for fields and columns and add document and field names. With one click, the finished document is ready. To add information, choose which columns and fields to print on the document.

If you don't like the order of the columns, just change them according to your preference. For even more benefits, extend the function for other YAVEON apps, for example, Trade, Hazardous Substances Management, Warehouse Management, Manufacturing, and Lot Management.

Get an overview with the inventory summary

With the Inventory Summary, you always have an overview of the current inventory - sorted by item, batch, location, and storage space.

Would you like an up-to-date status report of your inventory? You've got it - because all of the information about your inventory is in one place and is automatically updated with every posting. It is your information center for warehouse managers, clerks, and production planners.

For even more benefits, add columns for other YAVEON apps, for example, Lot Management, Warehouse Management, Manufacturing, and Hazardous Substances Management.

Extend the authorization management of Microsoft Dynamics 365 Business Central

Do you want to combine permission sets in the system and even be able to exclude certain rights? With Permission Set Management, this is possible.

Traf. Light	Item No.	Item Description	Lot No.	Serial No.	Location Code	Zone Code	Bin Code
●	E1200004	API YAVIPROFEN	LOT000081		BERLIN		
●	E1200004	API YAVIPROFEN	LOT000103		MUNICH	RECEIVE	REC-01
●	E1200005	Instruction Leaflet	LOT000004		MUNICH	RM	RM-02-02--
●	E1200005	Instruction Leaflet	LOT000004		MUNICH	RM	RM-02-02--
●	E1200005	Instruction Leaflet	LOT000004		MUNICH	RM	RM-02-02--
●	E1200005	Instruction Leaflet	LOT000004		MUNICH	RM	RM-02-02--
●	E1200005	Instruction Leaflet	LOT000004		MUNICH	RM	RM-02-02--
●	E1200005	Instruction Leaflet	LOT000004		MUNICH	RM	RM-02-02--
●	E1200005	Instruction Leaflet	LOT000018		MUNICH	RM	RM-02-02--
●	E1200005	Instruction Leaflet	LOT000054		BERLIN		
●	E1200005	Instruction Leaflet	LOT000096		MUNICH	RECEIVE	REC-01
●	E1300000	YAVINIGHT 50ml	2020703		MUNICH	SHELF	SH-01-01-0-
●	E1300000	YAVINIGHT 50ml	LOT-0069		MUNICH	PICK	KO-02-08-0
●	E1300000	YAVINIGHT 50ml	LOT-0072		UTRECHT		
●	E1300000	YAVINIGHT 50ml	LOT-0073		BERLIN		
●	E1300000	YAVINIGHT 50ml	LOT-0074		BERLIN		
●	E1300001	YAVI Bears	LOT000021		MUNICH	PICK	KO-02-08-0
●	E1300001	YAVI Bears	LOT000028		UTRECHT		

Role ID ↑	Name
BASE_ACCESS_TRAINING	Ergänzung zu SuperData
PB365 LM QP	PB Qualified Person
PB365 LM QS	PB Quality Supervisor
→ SAL-REP	Sales Representative
YAV-SUPER-DATA	YAVEON Super Data

Assigned Role ID ↑	Restrict Permissions	Scope ↑
D365 BASIC	<input type="checkbox"/>	System
D365 SALES DOC. EDIT	<input type="checkbox"/>	System
D365 SALES DOC. POST	<input type="checkbox"/>	System
RM-CONT	<input type="checkbox"/>	System
→ D365 VENDOR. EDIT	<input checked="" type="checkbox"/>	System

YAVEON GERMANY

–

Schweinfurter Str. 9

97080 Wuerzburg

Phone.: +(49) 931 46 555-0

& +(49) 151 29252990

info@yaveon.com

YAVEON SWITZERLAND

–

Saegereistr. 27

CH-8152 Glattbrugg

Phone.: +(41) 44 874 80 80

info@yaveon.ch