




-  No resources to build an in-house integration solution
-  No budget for procuring an enterprise integration solution.
-  Affordable integration solutions don't have the required features.

Opshub Integration Manager (OIM) – Community Edition is designed for teams looking to sync data between popular enterprise ALM tools. With OIM Community Edition, teams will not need to rely on expensive procurement to create a fully collaborative ecosystem. It will allow customers to utilize their developers for developing core product/services instead of trying to create an integration solution.

## What can you do with OIM Community Edition?

- Create bidirectional integrations between Azure DevOps, Azure DevOps Server, Jama Connect, Jira, Jira Align, Micro Focus ALM, Rally, ServiceNow, Digital.ai Agility
- Integrate entities and projects and relationships
- Create rich-text mappings and customize mappings using simple XSL-based scripts
- Manage and resolve synchronization failures or conflicts, if any

## Artifacts supported for the supported systems



All System & Custom Issue Types [For example: Bug, User Story, Epic, etc], Sub-Task Types



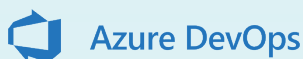
Backlog Item, Defect, Epic, Goal, Issue, Request, Task, Theme, Build Run, Actuals



All System and Custom Tables



All System/Custom Item Types [For example: Defect, Epic, Persona, Portfolio, User Story, etc] except Attachment, Core. Component, Set, Folder



Azure DevOps (VSTS) / Azure DevOps Server (TFS)

All System and Custom Work items such as Bug, Change Request, Epic, Feature, Impediment, Issue, Product Backlog Item, Review, Requirement, Risk, User Story



Capability, City, Customer [Read Only], Defect, Epic, Ideation, Initiative, Portfolio, Product, Program, Program Increment, Region, Release Vehicle, Snapshot, Sprint, Story, Task, Theme, Value Stream [Read Only]



Defect, Requirement



Portfolio Items, Defect, Task, User Story, Change Set [Write support only]

Join Opshub Community for Free Support

\* Choose any 2 artifacts and 10 projects per OIM instance

## Featured Benefits



Maintains complete history in the integrated systems



Reduce risk, guarantee data consistency and fidelity



Multiple deployment options: Supports multiple Operating Systems and Databases, Hosted or Local



Easy on infrastructure requirements: Never slows down your ecosystem



Easy upgrade and free lifetime community support

## Frequently Asked Questions (FAQs)

### Where do I download the installer for OIM Community Edition?

OIM Community Edition is available on our [community portal](#). Register with the community to download.

### Where can I deploy OIM Community Edition?

OIM Community Edition can be deployed: on Premise or on Customer Cloud.

### Can OIM Community Edition be installed on the same machine on which one of the end systems is installed?

Yes, OIM Community Edition can be installed on the same machine on which one of the end systems is installed. However, the machine on which OIM is being installed must fulfil certain software, hardware, and database pre-requisites.

### Where can I procure an OIM Community Edition License?

You do not need any license for OIM Community Edition. Simply download the installer file from [community portal](#) and get started. For other editions, write to [sales@opshub.com](mailto:sales@opshub.com).

### How long can I use OIM Community Edition?

You can use it forever. We will even provide updates periodically.

### How easy is it to use OIM Community Edition?

With OIM Community Edition, anyone can configure integrations. Simply follow the three steps:

- 1 - Download
- 2 - Install
- 3 - Create an Integration

Refer to the [Product Guide](#) for details.