



**TAIGER**

## **Omnitive Extract - Payslips**

## About TAIGER

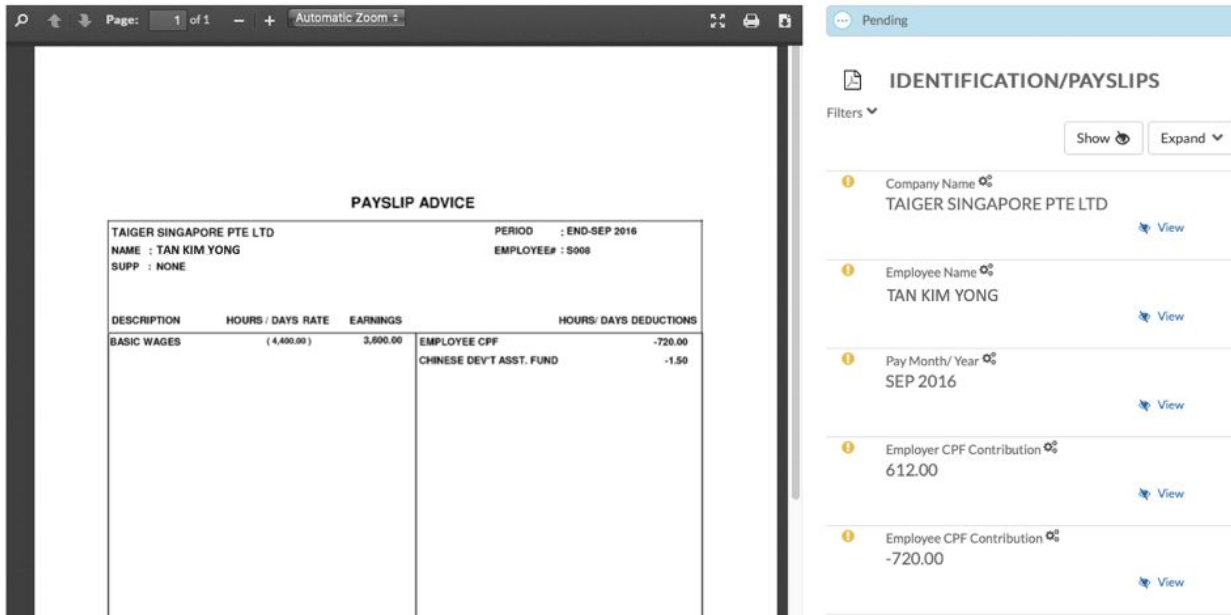
TAIGER is a B2B Artificial Intelligence (AI) Software company that focuses on Enterprise automation. Our niche is in automating and solving complex business problems where dependency on manpower and tedious unstructured data causes delays, errors and high costs. Unlike competitors, we need very few training samples and we also contractually guarantee accuracy. Since being founded in 2009 in Europe based on our Founder's PhD thesis, TAIGER has grown to 130+ employees across 4 offices in Singapore, UAE, Spain and Mexico. We work on >50, multi-year, enterprise projects across Banking, Insurance, Government and other industries. No customer that's licensed TAIGER's technology has ever stopped it since.

## About The Product - Extract

Extract is an Intelligent Reading tool that can read, understand and derive information from complex, unstructured data in any language or format. Using our proprietary Cleansing, Classification, Optical Character Recognition and Natural Language Processing capabilities, Ominitive Extract works well with both Hard-Copy (Scanned or Photo) and Soft-Copy documents. It processes heaps of document types to extract information that is most relevant to your business. In the past, we have processed simple, Structured Documents (Ex. Passports), Semi-Structured Documents (Ex. Invoices), and Unstructured Documents (Ex. Annual Reports or Legal Documents) with >80% accuracy.

## What is this solution?

The solution helps to simplify business processes, like credit card onboarding, by capturing key data points within a payslip document.



**PAYSリップ ADVICE**

TAIGER SINGAPORE PTE LTD  
 NAME : TAN KIM YONG  
 SUPP : NONE

PERIOD : END-SEP 2016  
 EMPLOYEE# : 5008

DESCRIPTION	HOURS / DAYS	RATE	EARNINGS	HOURS/ DAYS	DEDUCTIONS
BASIC WAGES	(4,400.00)		3,600.00		
				EMPLOYEE CPF	-720.00
				CHINESE DEVT ASST. FUND	-1.50

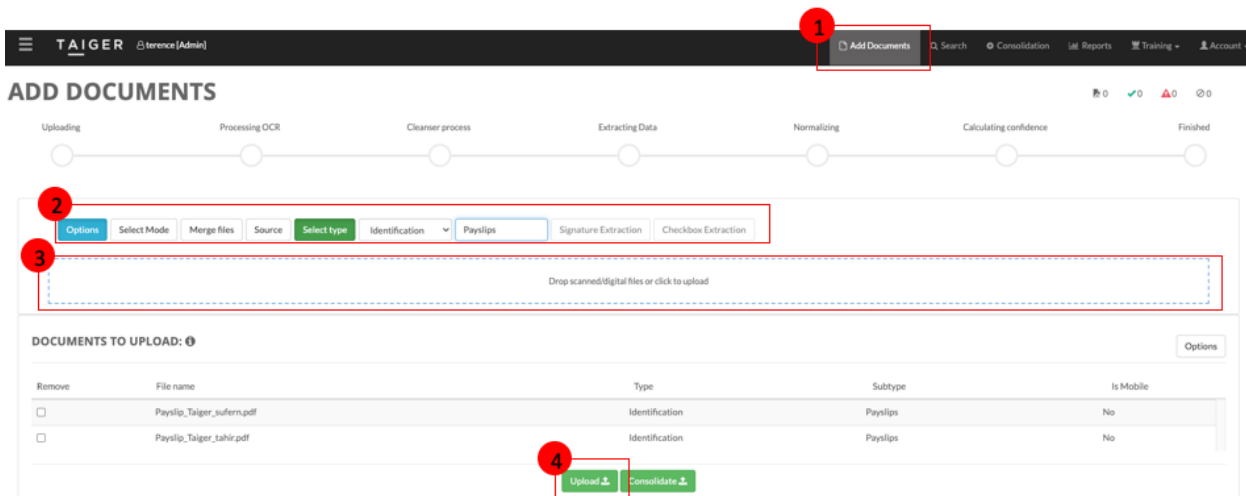
**IDENTIFICATION/PAYSリップS**

Filters

Show Expand

- Company Name: TAIGER SINGAPORE PTE LTD [View](#)
- Employee Name: TAN KIM YONG [View](#)
- Pay Month/ Year: SEP 2016 [View](#)
- Employer CPF Contribution: 612.00 [View](#)
- Employee CPF Contribution: -720.00 [View](#)

## How does this Demo work?



**ADD DOCUMENTS**

1. Add Documents

2. Options

3. Drop scanned/digital files or click to upload

4. Upload Consolidate

Remove	File name	Type	Subtype	Is Mobile
<input type="checkbox"/>	Payslip_Taiger_suferrn.pdf	Identification	Payslips	No
<input type="checkbox"/>	Payslip_Taiger_tahir.pdf	Identification	Payslips	No


1. Click "Add Documents"
2. Select the correct model:
  - a. Click "Options" to expand the menu
  - b. Click "Select Type" to choose the model
  - c. Select "Identification" in the first drop-down menu
  - d. Select "Payslips" from the second drop-down menu

*Note: This step is only required for this trial/demonstration purposes. In production, the system will automatically detect and classify the document accordingly.*

- Click the box to browse, or drag-and-drop into the box, to upload your sample payslip.

*Note: For trial/demonstration purposes, the system only accepts one payslip per file.*

- Click "Upload" to start processing the document.
- Click on each document (5a) or "Search" (5b) to browse for the documents to review the extracted results.



## What should I expect?

The client whom we have implemented this project for has experienced\* the following:

# 90%

Reduction in total processing time

# 90%

Accuracy with an average processing time of less than two minutes

# 80%

Reduction in costs while increasing onboarding volume

*\* Note that every client's experience differs, and the above figures are for references and not a commitment in any form.*

The system is trained to extract the data points from a Singapore payslip, if the data is present on the document. The following are the data points that the system is trained to extract:

- Company Name

- Employee Name
- Payslip Month/Year
- Employee CPF Contribution
- Employer CPF Contribution
- Basic Salary
- Allowances
- Bonuses

Should you encounter any empty fields or "NA", the following are some of the possibilities:

1. Data point is not present on the document, masked/covered, noise (caused by handwritten text, stamps, etc).
2. The model is not trained based on your sample document

*Note: Unlike most capturing software out there, we do not use templates. The system is trained based on variances - the more varying documents the system is trained on, the more accurately it can extract any varying types of the document.*

Reach out to the TAIGER team if you encounter any issues with the extraction or if you wish to understand how our technology works.

## General Notes:

- Each file should meet the following requirements:
  - Documents are expected to be original digital copies in white background.
    - For the purpose of trial/demonstration, scanned copies are not acceptable.  
For specific use-cases, the models will be trained based on each client's documents.
  - Size of the document should be less than 10MB.
  - Documents will be in PDF formats only.
  - DPI threshold for each document should be at least 300 dpi.
  - Documents with noise, including but not limited to misaligned text, overlapping rows/characters/tables, will affect the OCR results.

Documents with stamps and handwritten text cannot be processed.