



Wireless IoT monitoring of environmental conditions

Non-invasive, secure and affordable



WHO WE ARE AND WHO WE WORK WITH



United Kingdom

HARDWARIO LTD
10 John Street
London WC1N 2EB

Czech Republic

HARDWARIO a.s.
U Jezu 525/4
460 01 Liberec

United States

HARDWARIO LLC
17515 Hollyberry Lane,
Sugar Land, Texas 77479

Poland

HARDWARIO sp. z o.o.
ul. Szelągowska 49
61-626 Poznań

TRIVIUM
PACKAGING

ŠKODA

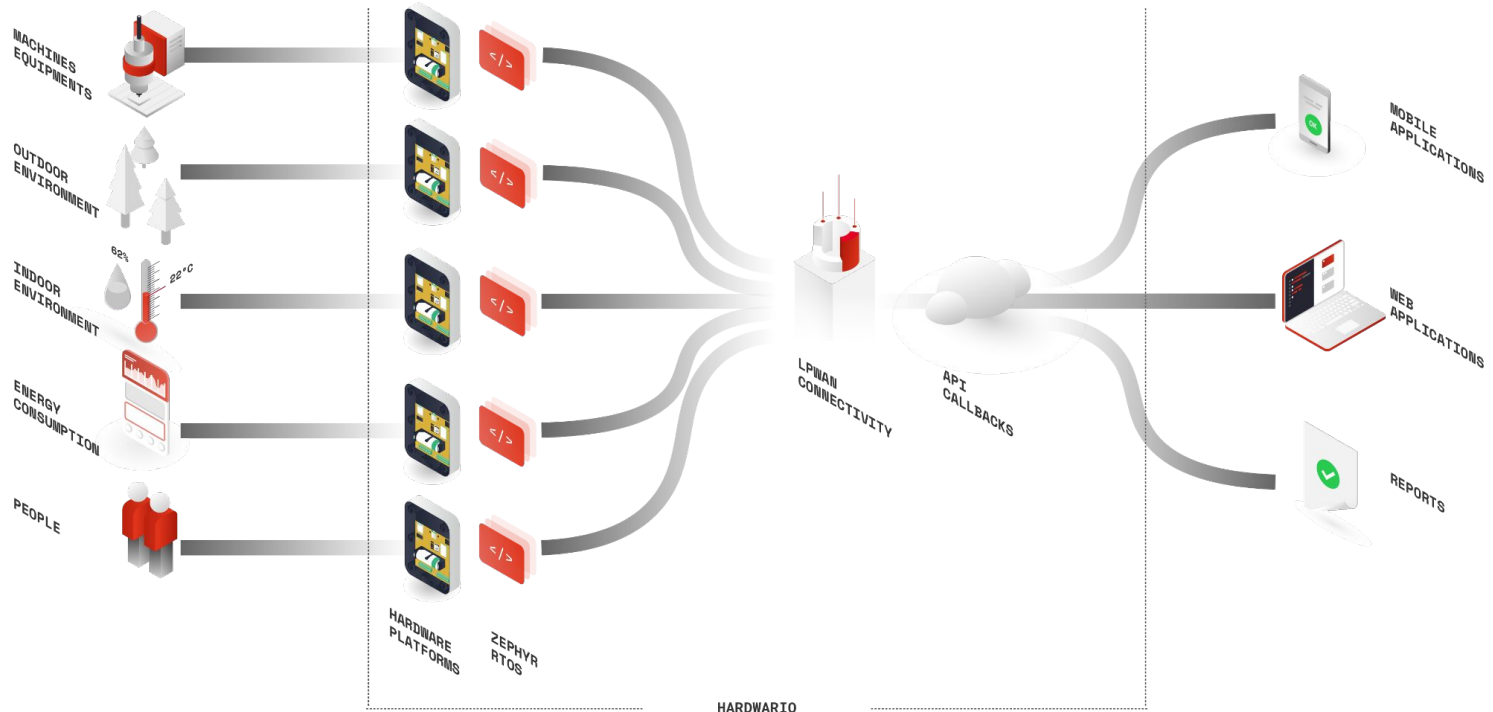
TOKOZ


ArcelorMittal

 Microsoft



INDUSTRIAL IOT INNOVATIONS



WHAT IS THE FACILITY REPORT PROGRAM

The Facility Report program provides non-invasive, secure and affordable IoT monitoring of environmental conditions. Devices run on batteries for years and connect to the internet independently without access to your network.

The installation of sensors takes minutes, and immediately you will start to monitor proper storage conditions, work environments, process audits, or anywhere else where you need to know current and historical data on environmental conditions.

The data is visualized in Power BI, and the resulting report is customized for you and can also include predictions of future conditions based on history.




BENEFITS OF THE FACILITY REPORT



Fast and carefree

You can do the installation yourself or we can help you with it. We will start within 30 days.



Instant data from objects

Immediately after installation, you will see data about the conditions on your phone and computer.



Battery-powered wireless devices

The devices use dedicated IoT connectivity, they don't need access to your network or a power outlet.



YOU CAN MONITOR

Temperature

Humidity

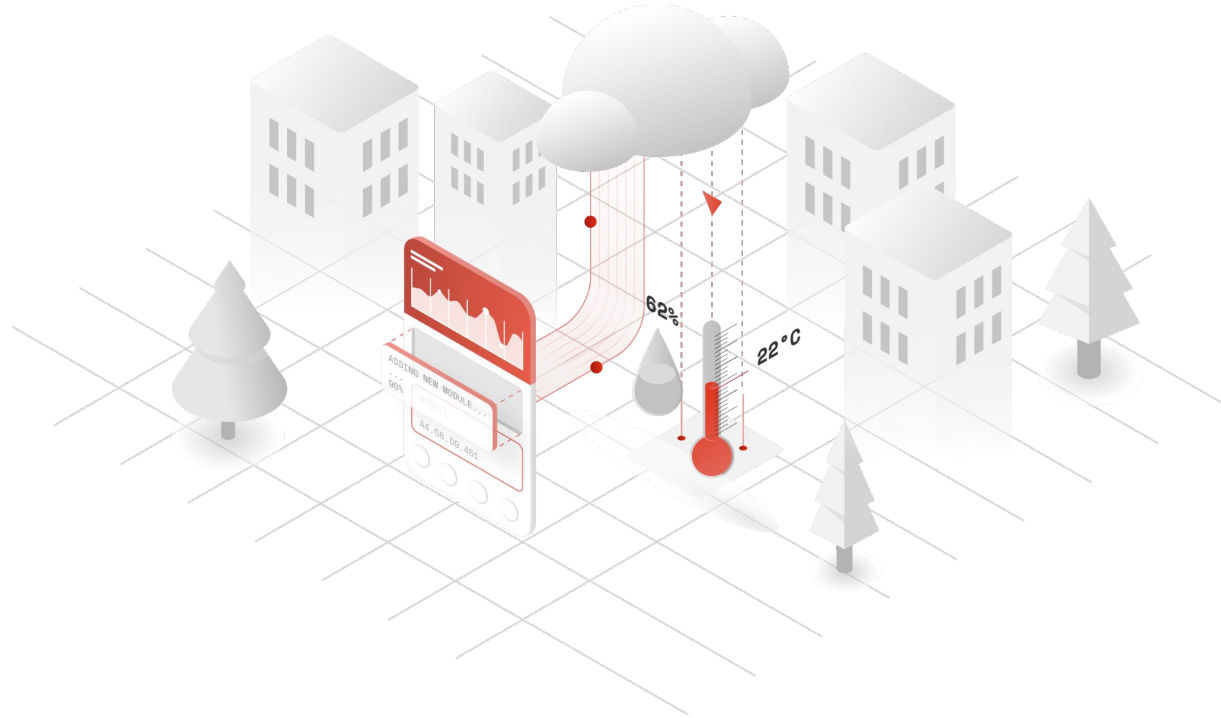
Atmospheric pressure

Lighting intensity

CO2 concentration

Noise level

Motion detection



HOW THE FACILITY REPORT WORKS

1

Online meeting

Together, we will select the variables to monitor and answer your questions.

2

Installation of devices

Within 30 days we will deliver the selected equipment to you and set up dashboards and alerts.

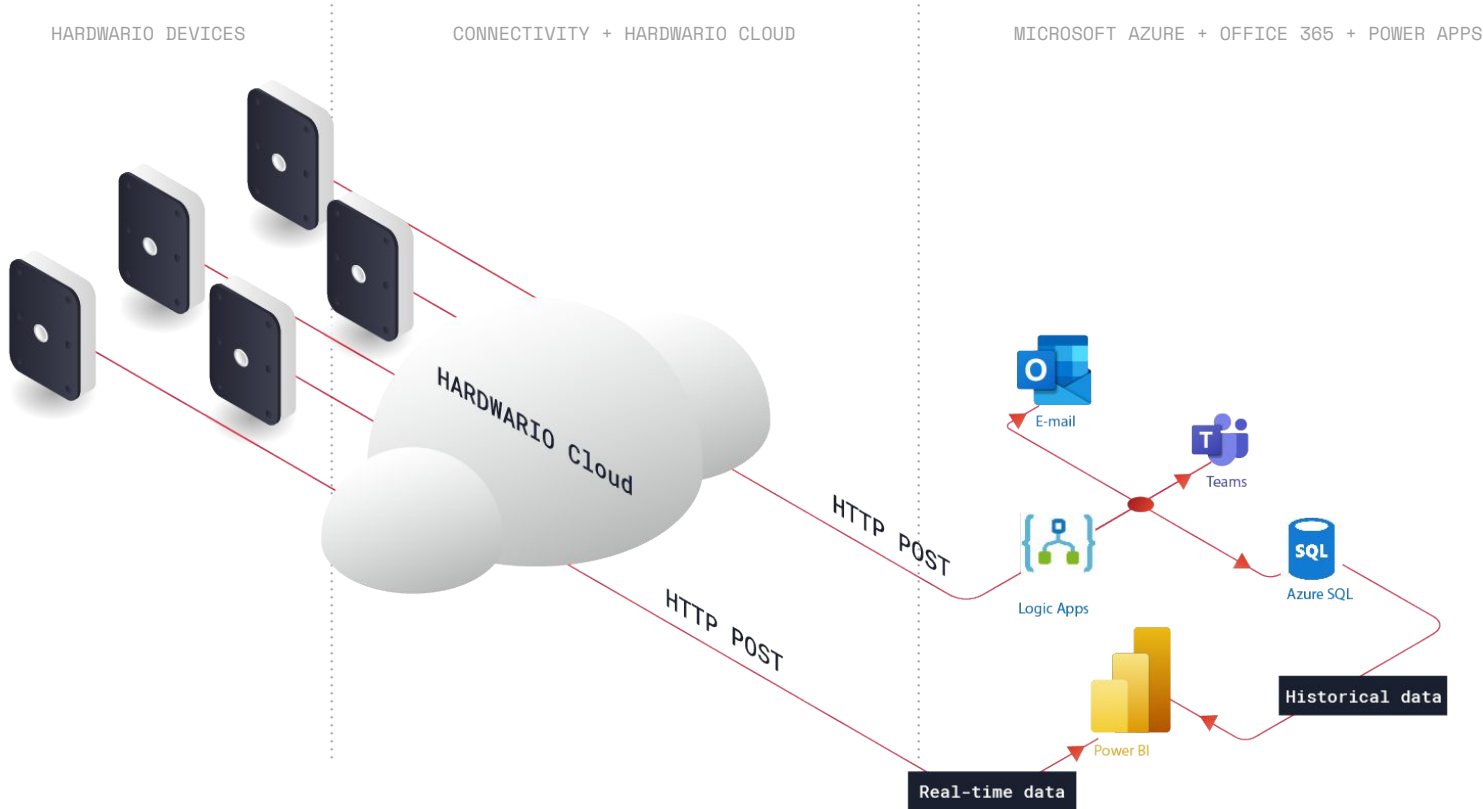
3

Monitoring and evaluation

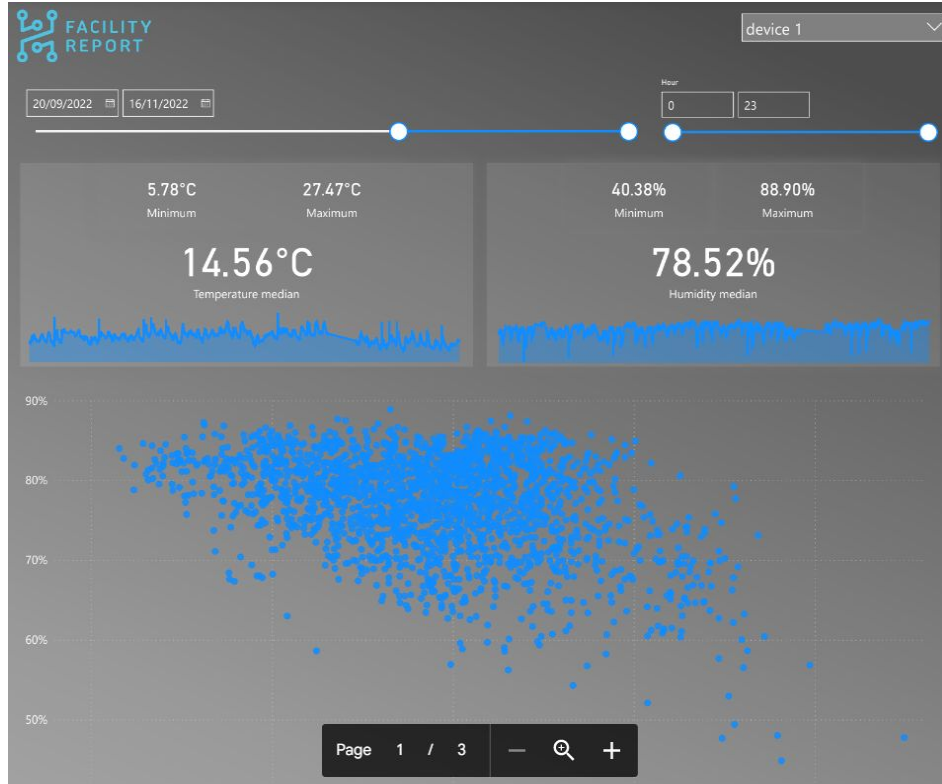
You'll have environmental data immediately after installation. We'll set up smart notifications for you.



SOLUTION ARCHITECTURE



REPORT EXAMPLE



PRICE PER MEASURING POINT

The monthly fee includes device rental, dedicated IoT connectivity, cloud API and Power BI reporting. The price is based on the type and number of variables monitored and the length of the commitment.

Temperature and humidity

Air temperature and humidity monitoring, e.g. for audits, storage, heating.

- ✓ Temperature
- ✓ Humidity

Illuminance

Carbon dioxide

Noise level

Motion detection

From 6.80 EUR / month

T,H, Illuminance

Monitor temperature, humidity and light illuminance.

- ✓ Temperature
- ✓ Humidity
- ✓ Illuminance

Carbon dioxide

Noise level

Motion detection

From 8.00 EUR / month

Quality of indoor conditions

Monitoring of indoor environmental quality conditions, for example in offices.

- ✓ Temperature
- ✓ Humidity
- ✓ Illuminance
- ✓ Carbon dioxide
- ✓ Noise level
- ✓ Motion detection

From 9.60 EUR / month

