


Global Online Safety Survey 2023: Singapore

Parents' and kids' perceptions of online safety

77% of respondents in Singapore reported experiencing a risk during the past year



Wide range across the globe of users who experienced an online risk (global = 69%)


Highest



86%

PHILIPPINES

Lowest



50%

UNITED KINGDOM

43%

of people became less trusting (SG=33%)

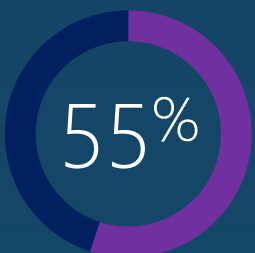


What are the risks?



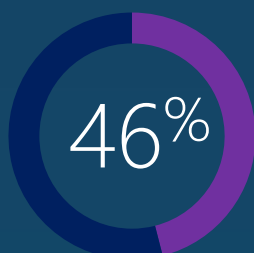
Misinformation & Disinformation

The single most prevalent risk reported was misinformation or disinformation



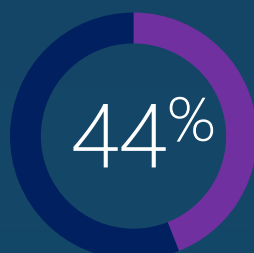
Violent Content

34% Real world graphic violence & gore
16% Terrorist & violent extremist content



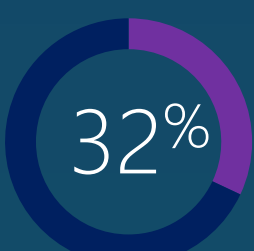
Personal

33% Hate speech
26% Cyberbullying, harassment, abuse
20% Threats of violence



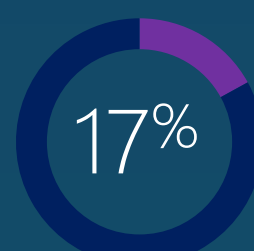
Sexual

16% Release of intimate images without consent
15% Sexual solicitation
13% Child sexual exploitation



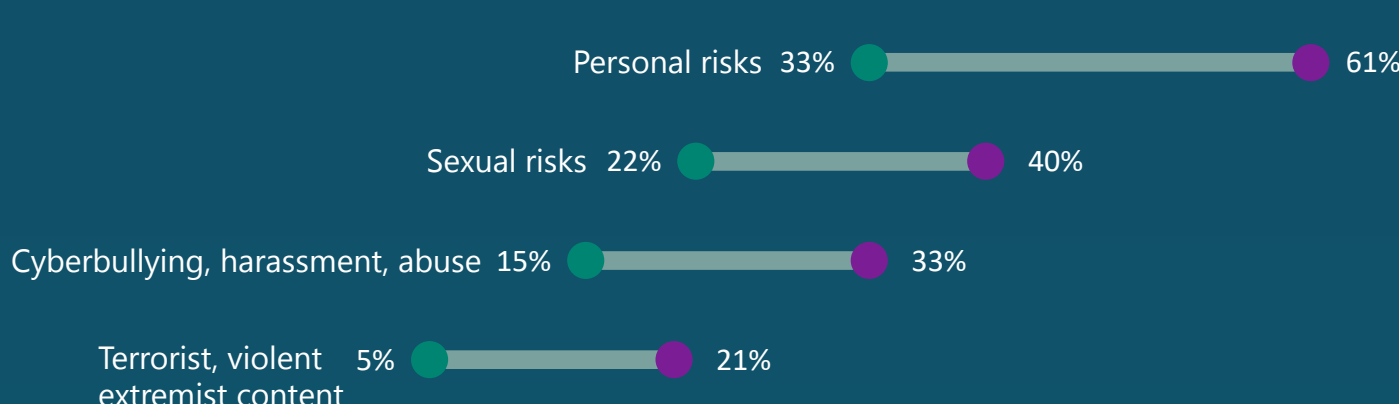
Self Harm

17% Suicide and self harm content



Parents underestimated risks their teenager might have been exposed to

● Parental expectations of teen's risk experience
● Actual teen's risk experience



Differences between teen boys' & girls' risk experiences and worries

Experience more:

Personal risks 66% vs 56%
Hate speech 41% vs 35%



TEEN BOYS

Experience more:

Misinformation, disinformation 59% vs 55%
Real world graphic violence & gore 37% vs 36%



TEEN GIRLS

Worry more about:

Terrorist, violent extremist content 23% vs 14%
Threats of, violence 29% vs 23%



Worry more about:

Child sexual exploitation 24% vs 16%
Sexual Risks 57% vs 51%



More risks for LGBTQ+ population

91% of LGBTQ+ experienced a risk (global=80%)

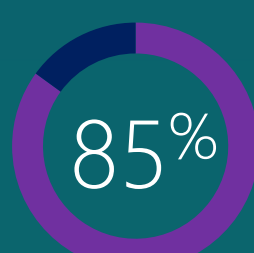


All risks were higher for LGBTQ+ respondents

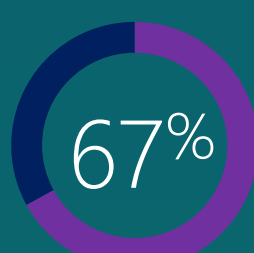
Biggest gaps:

43% vs **11%** NON-LGBTQ+
Sexual solicitation
50% vs **23%** NON-LGBTQ+
Cyberbullying, harassment, abuse

How are parents keeping children safe?



85% of parents took at least one **child safety action**



67% of parents used at least one **parental safety tool**

2.9 average number of safety tools used by parents



TOP SAFETY TOOLS USED BY PARENTS



1. My children have child-specific accounts on apps or other online services they use



2. I use parental controls on apps or other services my children use



3. I set up safe search on my children's browsers to block explicit content

TOP CHILD SAFETY ACTIONS



1. My children need my approval before they purchase, download or install anything



2. I set screen-time limits for online usage



3. I regularly review games, apps, and social media sites before they are used by my children

Teens are taking actions to protect their safety

63%

of parents of teens don't think safety tools are necessary (Base: parents who hadn't setup a tool yet)



61%

of teens tell someone after experiencing a risk



65%

told their parents



How do teens protect themselves?

#1

I set up my account so only people who I approved can message me

58%

#2

I use private accounts (so only people who you approve can access your content)

55%

#3

I use content filtering to limit and/or block inappropriate content

47%