

The background features a photograph of four students walking away from the camera down a long, arched hallway. The hallway has a series of repeating arches and is brightly lit from the right. A large, semi-transparent red shape is overlaid on the left side of the image, partially covering the students. The text is overlaid on this red area.

//ADASTRA

ReportWorks

**Fueling Education with
trusted insights**





The Opportunity for BI In Education



Elevated Student Experience

Leverage actionable insights to help influence student performance, graduation rates, curriculum, and more.



Improved Regulatory Efficacy

Accurate and trusted reporting, adhering to regulatory requirements and funding opportunities.



Efficiency and Productivity

Make better decisions, faster with accessible and actionable insights.



Barriers To Success

Data is in silos

Lack of visibility and transparency

IT represents bottle necks

Decision makers are not connected to their data

Extracting insights is a long and tenuous process

Educators are not collaborating with the same processes or insights



ReportWorks For Education

Adastra ReportWorks allows educators to answer their most complicated questions with actionable insights, derived from their data, empowering them to:

- Make better decisions
- Save time on traditional reporting
- Unveil new insights
- Deliver better outcomes
- Allow access to and broadly share insights





Adastra ReportWorks



Accelerated Deployment



Files



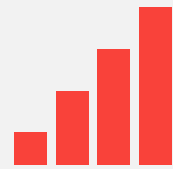
Database



Education Tools



More...



Industry Leadership

Pre-built ReportWorks Blocks

Scalable Delivery pods

Center Of Excellence

Accelerated Delivery

Cost-responsible Delivery

Effective Report Design





Leading Data-Driven Transformation in Education

Adastra ReportWorks is the **only Education-Exclusive BI service** that offers accelerated dashboard and Reports delivery on Azure Power BI

With 20+ years of experience, Adastra has a long record of success helping post secondary and K-12 educators extract value from their data on Azure with clear and accessible insights.

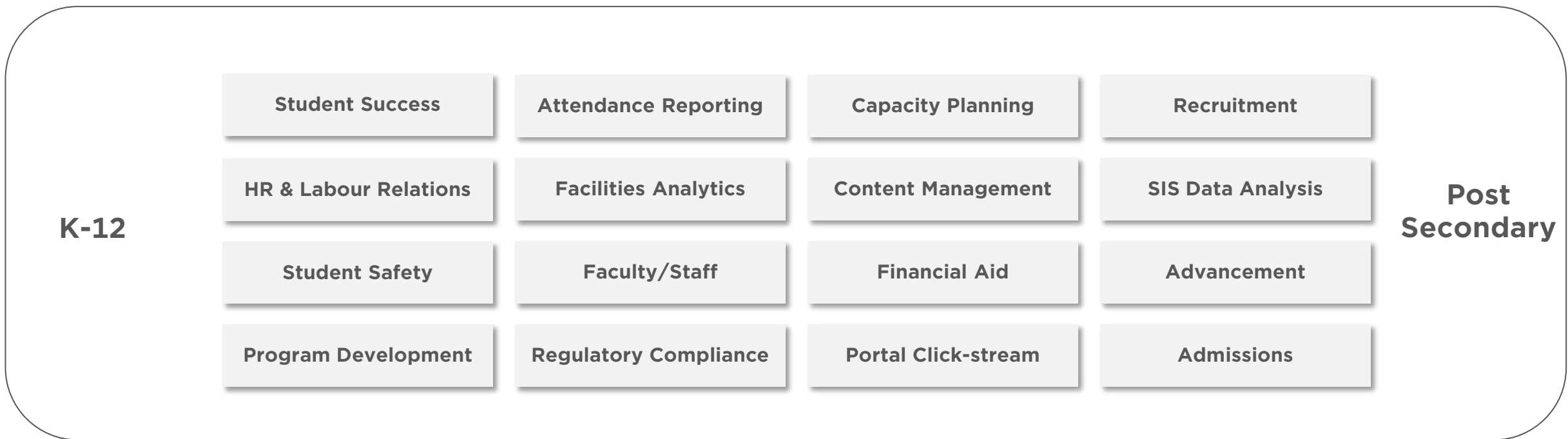
We have curated a suite of best practices and accelerators to ensure successful delivery with our Center of Excellence.





ReportWorks Blocks

Leverage prebuilt ReportWorks Blocks for common education use cases



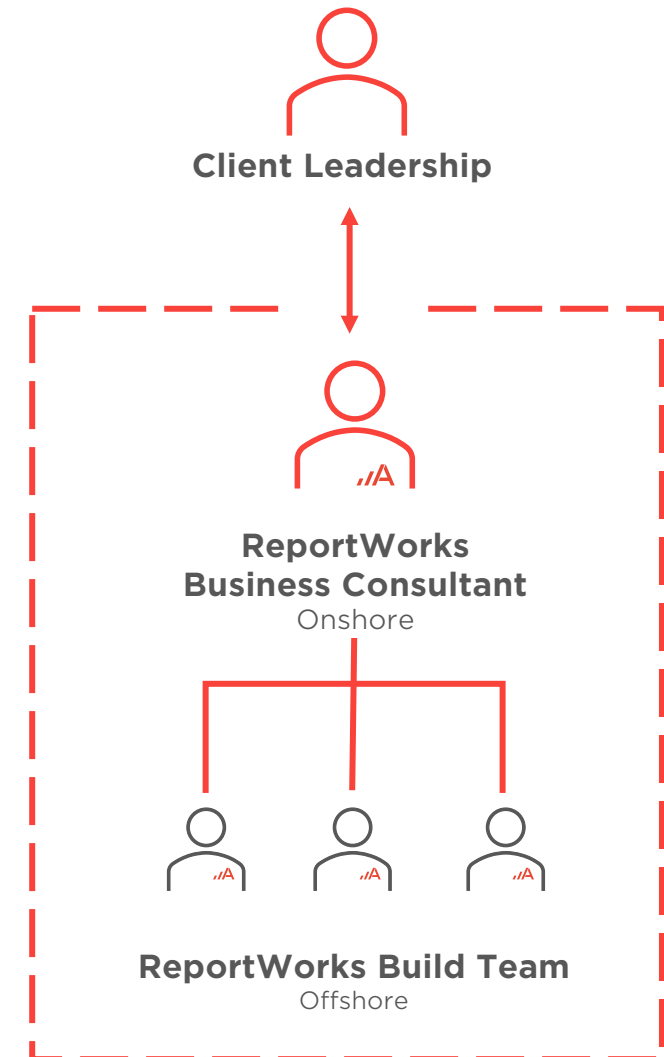


ReportWorks - Delivery Pods

Contract dedicated **ReportWorks delivery pods**, specialized in education, that focus on the development of your reports.

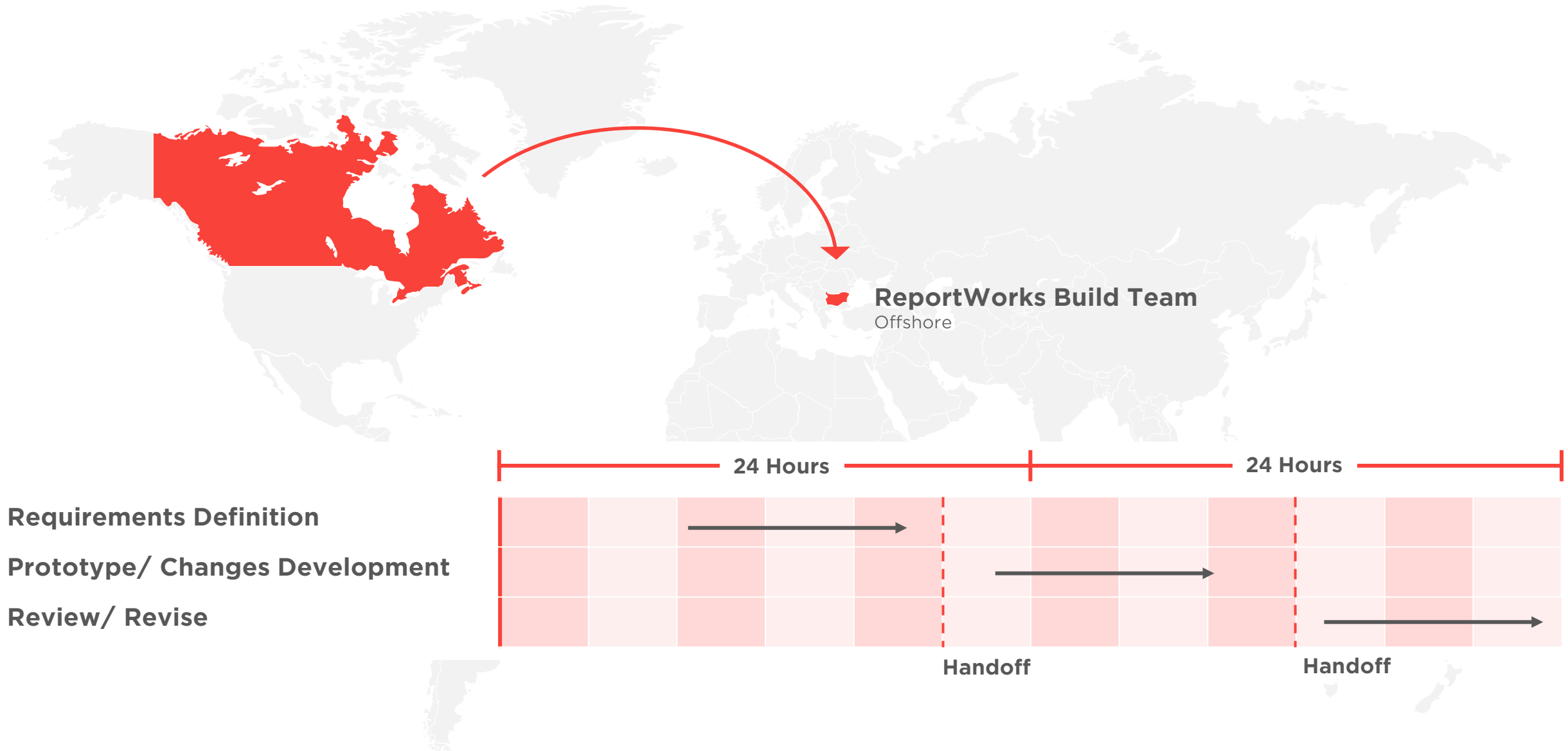
Receive an optimal mix of talent and value with our setup of an onshore business consultant and offshore build team.

Contract pods for monthly cycles and scale to accommodate greater report development.



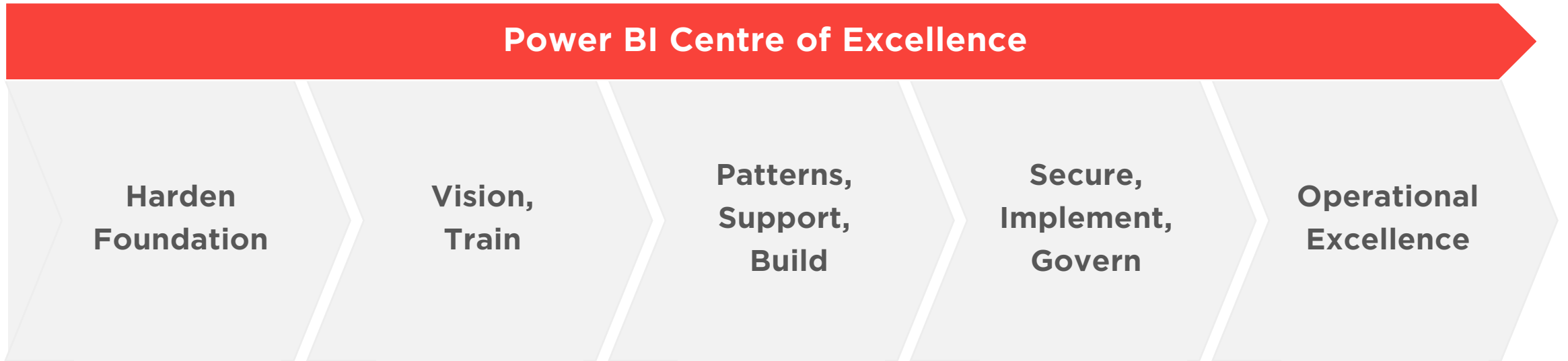


Around The Clock Productivity





Adastra Power BI Center Of Excellence



Establish the right foundation, so Power BI workloads are adopted without friction.

Vision Power BI across the organization with decision makers, and facilitate team use via training.

Establish patterns to accelerate adoption, support builds to resolve blockers, and augment development to enable value.


Ensure sensitive data is protected, execute repeatable implementation process, and manage ongoing change well.

Deliver a stable, performant, secure, and easily adopted Power BI environment, earning organizational trust and delivering high ROI / low TCO.

1

Integration


- Power BI is natively integrated with Office 365, Azure and Dynamics



2

Advanced Features

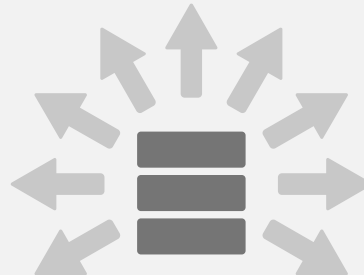
- Natural Language Query
- Custom visualizations
- R integration
- Azure Machine Learning Integration



3

Compliance

- Enterprise grade administration, security and accessibility features



4

Industry Leader

- Leader in Analytics and BI platforms by Gartner in 2020
- Wide adoption in the Government of Canada



5

Low TCO \$

- Authoring is free with Power BI Desktop and extension of Enterprise BI to everyone is cost effective with Power BI Pro and Premium





Our Customers





Situation

In efforts to increase the flexibility of their systems and processes to adapt to the quickly evolving nature of post-secondary education services, Adastra's Canadian client engaged in a project to onboard a new Student Information System (SIS). As with the legacy SIS systems, Humber recognized opportunities to increase the value of their robust Business Intelligence functions by modernizing these systems.

Project

Adastra's team worked to define the report requirements, acquire the source data, and successfully prepare this report using Power BI. The report centered around automating one of the reports post secondary education institutions are required to produce on a recurring basis for the Ontario Ministry of Education. As these reports are uploaded from all the related post-secondary institutes in Ontario, the reports are required to conform to a very specific format to facilitate successful upstream processing by the Ministry of Education.

Benefits

Adastra connected multiple SIS's to collate their information into one single source of truth. The report simplified the process for gathering and consolidating the data to adhere to their ministry requirements and designed a pattern of ingestion for future iteration. The report into place, our client experienced a newfound efficacy and error elimination.



./A

Process



Accelerate: Ideas to Insights



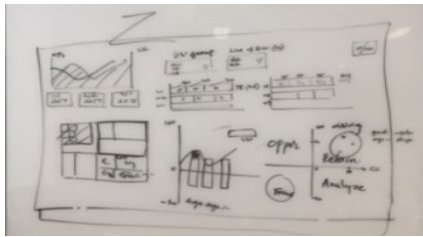


Design Process

Discovery

Design

Finalization

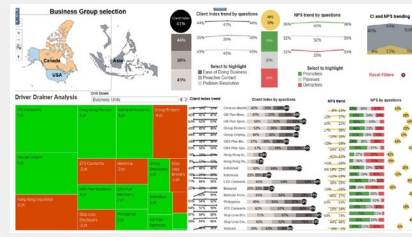


Mockups

ReportWorks business consultant Leads discovery/requirement workshops




Client review



Preliminary Design

ReportWorks delivers a preliminary design for iteration with, leveraging applicable ReportWork Blocks



Client review



Final Design and Business Requirements Document

ReportWorks receives final approval from client. Business consultant delivers a final requirements document.



Build Process


Prototype

Release Candidate

Production Launch



Client review



Client User
Acceptance
Testing



Communicates requirements to offshore build team and coordinates client review and feedback upon delivery.

Tracks defect resolution during User Acceptance Testing

Provides initial production support, conducts knowledge transfer and team training.

Delivers functioning prototype, tailoring ReportWorks blocks to the usecase

Remediates defects and implements updates

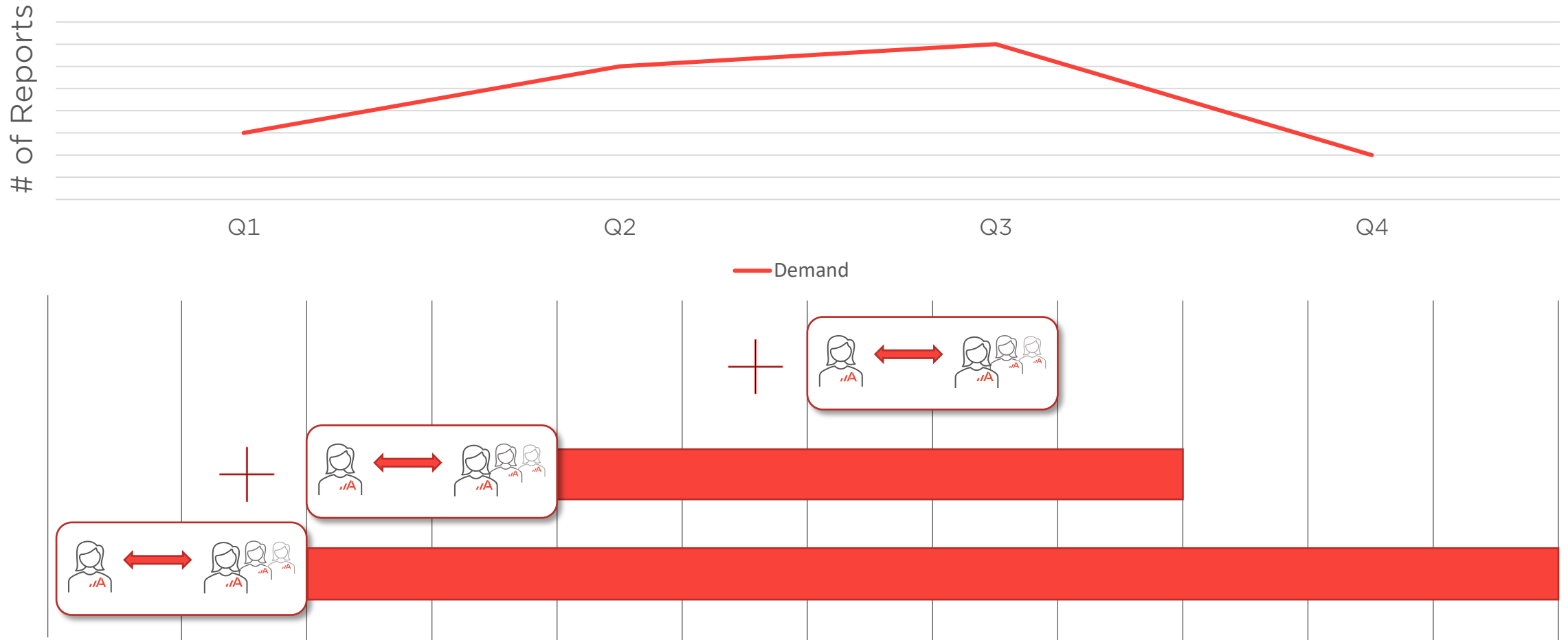
Provides operational support through launch

Consultant

Build Team

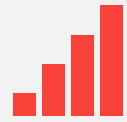


Flexibility - Add Pods for Peak Demand





Ongoing Management



Reports As A Service

Delivering ad hoc reports



Platform Management

Opt for report environment management and maintenance



Operational Enhancements

Add additional data sources and execute modifications



ReportWorks Delivery Pod Pricing

Pod Size	In-Geography EDU Lead	Off-Shore ReportWorks Developers	Capacity Guideline New Reports	Capacity Guideline Report Migration	Monthly Cost
Basic	0.4	1.0	4 x Simple 2 x Medium Complexity 1 x High Complexity	8 x Simple 4 x Medium Complexity 2 x High Complexity	\$23,000
Expanded	0.6	2.0	8 x Simple 4 x Medium Complexity 2 x High Complexity	16 x Simple 8 x Medium Complexity 4 x High Complexity	\$42,750
Full	1.0	3.0	12 x Simple 6 x Medium Complexity 3 x High Complexity	24 x Simple 12 x Medium Complexity 6 x High Complexity	\$62,500

*pricing and guidelines are estimates and may vary with actual delivery



Guidelines - Report Classifications

Report Classes	Tab(s)	Data Source(s)	Row Level Security	Slicers	Measures/ KPIs	Other Features
Simple	1	1	No	Less than 5	Up to 15	
Medium Complexity	2-3	2-3	Yes	5-10	Up to 25	
High Complexity	4+	4-5	Yes	Up to 15	26+	Embedding Drill Downs Hyperlinks Power BI Dataflows

*pricing and guidelines are estimates and may vary with actual delivery

Get started with ReportsWorks with a no-obligation Dashboard pilot. ReportWorks will identify how you can reach your goals through education use cases.

The following steps will be covered in the solution development:

- Power BI Platform Configuration
- Power BI Model Build
- One-time Data load
- Power BI Dashboard Build
- Testing and UAT
- Production Deployment

Funding may be available.





Introduction To Adastra



Adastra Microsoft Partnership

Microsoft
Partner



Gold Data Analytics
Gold Data Platform
Gold Cloud Platform
Gold Datacenter
Gold Application Integration

Adastra: Go-To Partner for Data & AI

Microsoft IMPACT Award Recipient:

- 2021 Analytics Impact Award
- 2021 AI Impact Award
- 2021 Data Platform Modernization Award
- 2020 / 2019 Commercial Partner of the Year
- 2019 Manufacturing Innovation Impact Award

Azure Migration Partner

Advanced Specialization for Windows / SQL
Server Migration to Azure

Lead Canadian Partner for Synapse Migration
/ Implementation

Product Team Collaboration for Azure
Synapse / Azure Purview / Azure Databricks



Adastra Difference

Client Focused



Strategy Focused

We develop solutions that meet client's current and future business needs.



Value Driven

We deliver data-driven value to our customers with measurable ROI.



Nimble

We share knowledge and expertise with nimble work structures that allow us to scale as needed.



Transparent

We work with our clients to manage scope, timelines and level of detail.

Best-In-Class Solutions



End-to-End Data Services

We provide services from inception to deployment and maintenance for effortless client execution.



Excellence of Execution

Nothing matters if it can't be delivered on time, on budget, and within scope.



Top Talent

We hire only the best and the brightest and invest in their training and development.



Best Shoring

Top global experts can be assigned to take advantage of economies of scale and provide 24/7 delivery.

Data

AI & Analytics

Cloud

Governance

Digital



Thank You

David Hamilton

David.Hamilton@adastragr.com

www.adastracorp.com