



**SUPPLY CHAIN
WIZARD**SOLUTIONS



**LABOR
TRACKER**

CONFIDENTIAL

Any use of this material without written permission of
Supply Chain Wizard, LLC is strictly prohibited!



Supply Chain Wizard – Services & Solutions for Digital Supply Chain



**SUPPLY CHAIN
WIZARD** CONSULTING

Management Consulting



TRACK &
TRACE



DIGITAL
TRANSFORMATION



DIGITAL
COLLABORATION



IoT &
BIG DATA



BLOCKCHAIN

Serialization (Track & Trace) Consulting

- Program Setup & Strategic Planning
- Project Management & Implementation / Integration
- ROI / Value Beyond Compliance & Sustainability

Supply Chain Consulting

- Supply Chain Strategy Design
- E2E Process Optimization
- Process Automation
- Advanced Analytics
- IoT & Big Data
- Blockchain & SC Security

Strategy | Execution | Transformation



**SUPPLY CHAIN
WIZARD**

COPYRIGHT 2017 © SUPPLY CHAIN WIZARD



supplychainwizard



SC_Wizard



supply-chain-wizard-llc



**SUPPLY CHAIN
WIZARD** SOLUTIONS

Software Solutions



supplychainwizard.com



Labor Tracker



Industry Challenge

Managing and planning manufacturing processes suffer from highly volatile labor hours. Different labor performances & skillsets for running the equipment/product as well as non-visible labor performances prevent decision-makers from managing and planning the processes efficiently. Therefore, having full visibility of the shop-floor activities for labor & equipment drives productivity and reduces costs.

What you get?

Cloud-based solution: Low cost, highly scalable & no infrastructure to maintain

IoT Technology: Industrial Internet-of-Things (IIoT) enabled RFID card reader compatible with existing staff badges

Advanced Analytics: reports/dashboards and ML & AI-powered algorithms enabling data-driven decision making

Quick setup: 1-day implementation with minimal effort

How does it work?

Supply Chain Wizard sets up the cloud-integrated IoT based RFID card reader at the factory floor.

Existing staff badges are used to check-in and check-out without any hardware replacement.

Labor hours are associated with the production data in real-time and visualized in reports/dashboards.

Actionable data into labor activities and advanced analytics enable to staff smartly, drive productivity, and reduce costs.

Why you need it?

Achieve **complete visibility** of the shop-floor activities for labor and equipment.

Analyze and identify reasons for equipment and labor **effectiveness losses** (e.g. overtime).

Optimize **staff performance and productivity** by enabling data analytics and labor engagement.

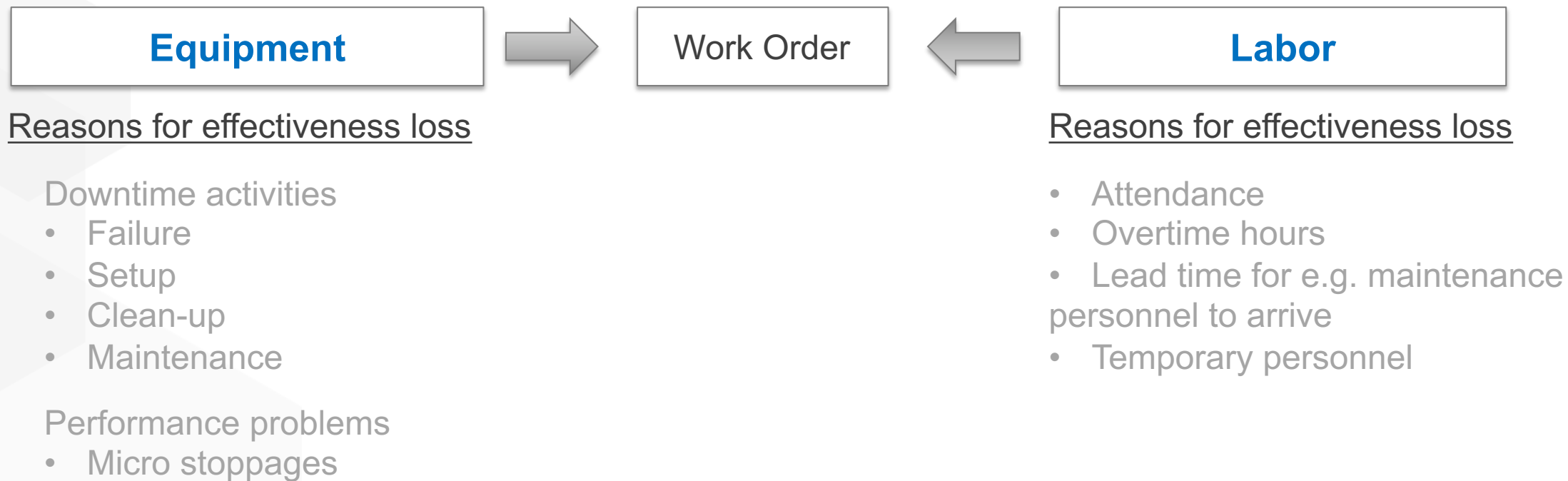
Reduce **labor and overtime costs**.



Digital Factory – Labor Tracker


Equipment and **Labor** Efficiency are key factors for a manufacturing organization

As many manufacturers suffer from high cost of labor overtime due to highly volatile demand, poor planning & scheduling; best way to control & reduce costs is to achieve complete visibility of their shop floor activities both for equipment & labor.





Digital Factory – Labor Tracker



RFID based IoT card reader integrated to Digital Factory cloud software platform built on Microsoft Azure, which can be used for many applications within manufacturing, warehousing or retail to drive productivity by helping track labor utilization.

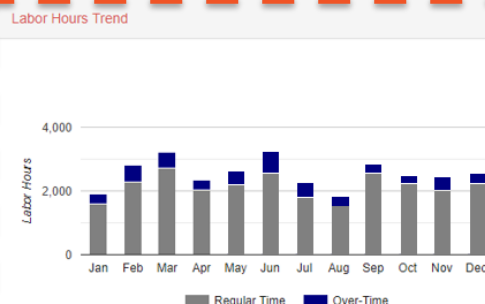
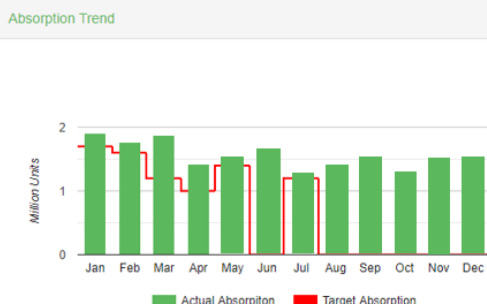
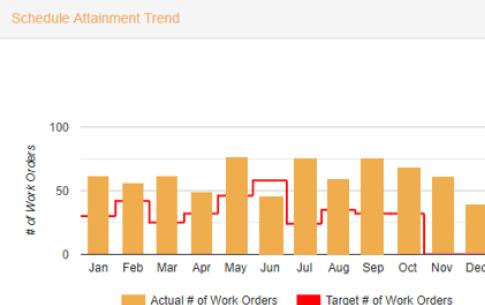
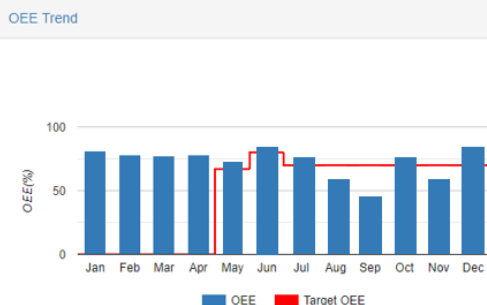
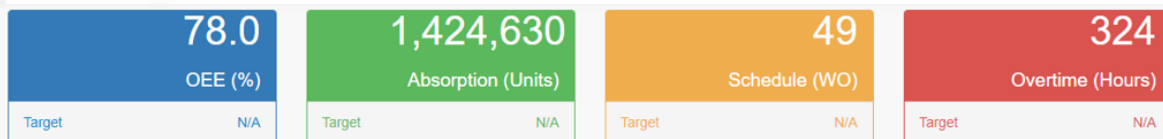
<https://youtu.be/pFMJsopElbc>



OEE Tracker – Machine & Labor Tracking Features

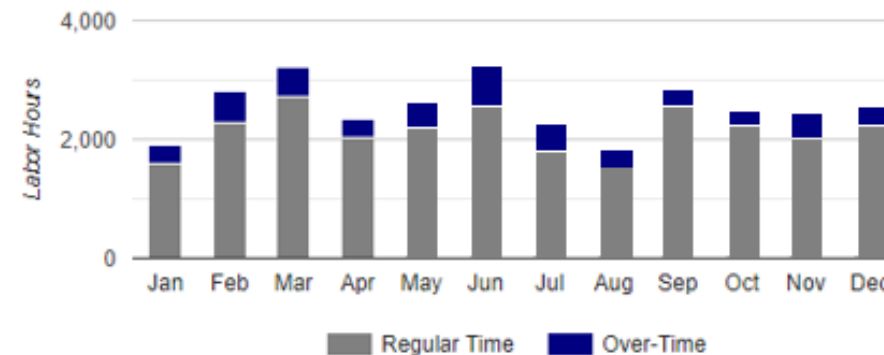
Some of the OEE Tracker reports / features using machine and labor hours

KPI View shows OEE, Work Orders, Absorption and Labor Hours per month



Labor Hour levels + Regular vs Overtime Ratio

Labor Hours Trend





OEE Tracker – Machine & Labor Tracking Features

Some of the OEE Tracker reports / features using machine and labor hours

Work Order Finalize View System generates ERP style metrics

Finalize Work Order

484628 - Product5236

1

WORK ORDER METRICS

	Actual	Standards	Variance	Variance%
Yield (Good Count)	6159	6000	159	2.7%
Scrap (Rejects)	200	0	200	Inf
Setup Time	2.2	2	200	10%
Machine Hour (Total Run Time)	13	12	1	8.3%
Labor Hour (Machine Hour x Crew Size)	26	24	2	8.3%
Explain Variances	<div>Machine & Labor Hours</div>			

2

WORK ORDER CHECKLIST

OEE

81%

Availability

86%

Performance

98%

Quality

97%

Next



? Questions
Comments

Supply Chain Wizard LLC

📍 94 Autumn Lane, Skillman, NJ 08558, USA

☎️ [+1] 609 300 2017



Thank you

Evren Ozkaya

Founder and CEO

Supply Chain Wizard, LLC

evren.ozkaya@supplychainwizard.com