

Power BI Connector for Infor SunSystems & iPOS

A solution exclusively for Infor SunSystems.



Accelerate Power BI adoption

The Professional Advantage Power BI Connector solves the problem of automating the data extraction from an Infor SunSystems database and transforming it into a Microsoft Power BI data model.

This allows Power BI users to drop data entities on to their reporting canvas and build up effective visualisations and analytics without having to understand the underlying Infor SunSystems database schema.

A common challenge faced by business users when considering using Power BI reports is “We do not have the technical skills to access data!”.

Even if users are experienced in Power BI, they may not have the deep understanding of the Infor SunSystems data schema.

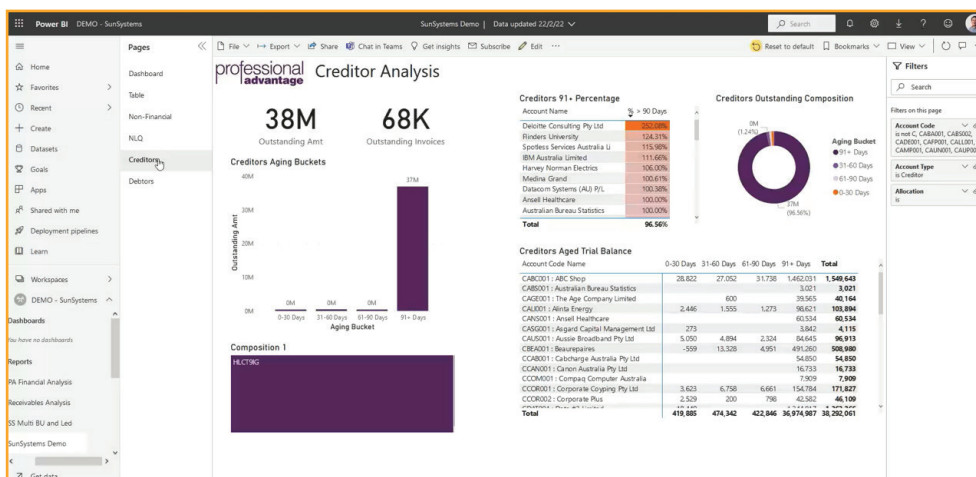
Flexibility

The Professional Advantage Power BI Connector transforms data in to a meaningful and easily understood format. It offers flexibility to:

- configure the system
- control the scale of data extracted into the warehouse
- control the data content, such as Business Units, ledgers, chart of accounts and analysis dimensions
- control what data each end-user can access

Our Connector includes a web application where you define how many periods you wish to import, which of these are summary totals, and which are transactional level. Meaning you do not have to populate the Power BI warehouse with transactional data that’s not needed for analysis.

You may also have some data in Infor SunSystems which you do not want to make available to the reporting warehouse, such as payroll data, directors’ expenses, or other sensitive information. You can define exclusions to omit data items based on Business Unit, Chart of Account, Analysis Dimensions, or ledgers.



Security

Security is obviously of utmost importance in reporting on financial data. The Connector caters for this with an embedded Row-Level Security (RLS) model which controls which data the users can view in the data model, as well as providing Data Set Exclusions to exclude confidential accounts and analysis from the data warehouse extract.

Keep up to date

The Connector builds out a register for all changes in the Infor SunSystems database and leverages Power BI's standard incremental refresh capabilities to ensure the data warehouse is kept up to date. This only extracts new data available in Infor SunSystems.

Save time & effort

The Connector removes a significant amount of work for an internal IT team in safely and accurately exposing appropriate Infor SunSystems data to Power BI, leaving your users to design and build the visualisations they require.

Power BI delivers on the expectation of self-service BI. With the right foundations of data preparation and modelling in place, it is easy for business users to use Power BI's intuitive look, feel, and drag and drop functionality to build their own dashboards to seek business insights.

3 Step Self Service BI

In just 3 steps Power BI lets you develop your own reports.

STEP ONE



Get your data

STEP TWO

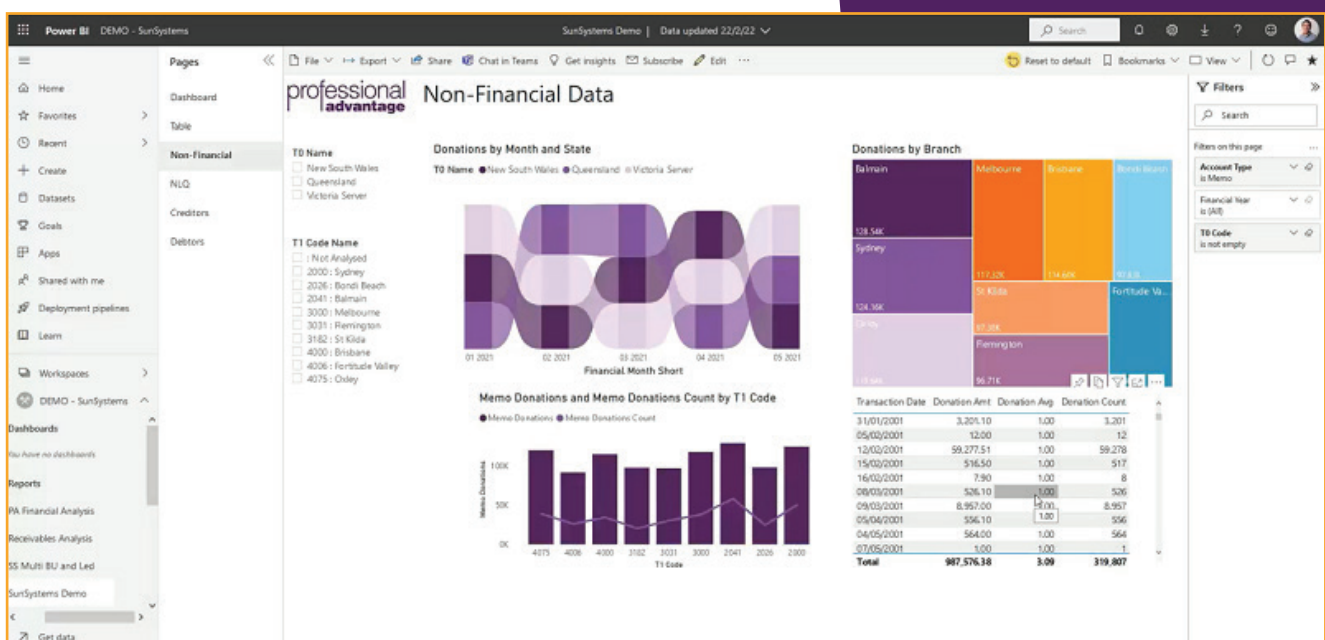


Craft data stories

STEP THREE



Collaborate & share



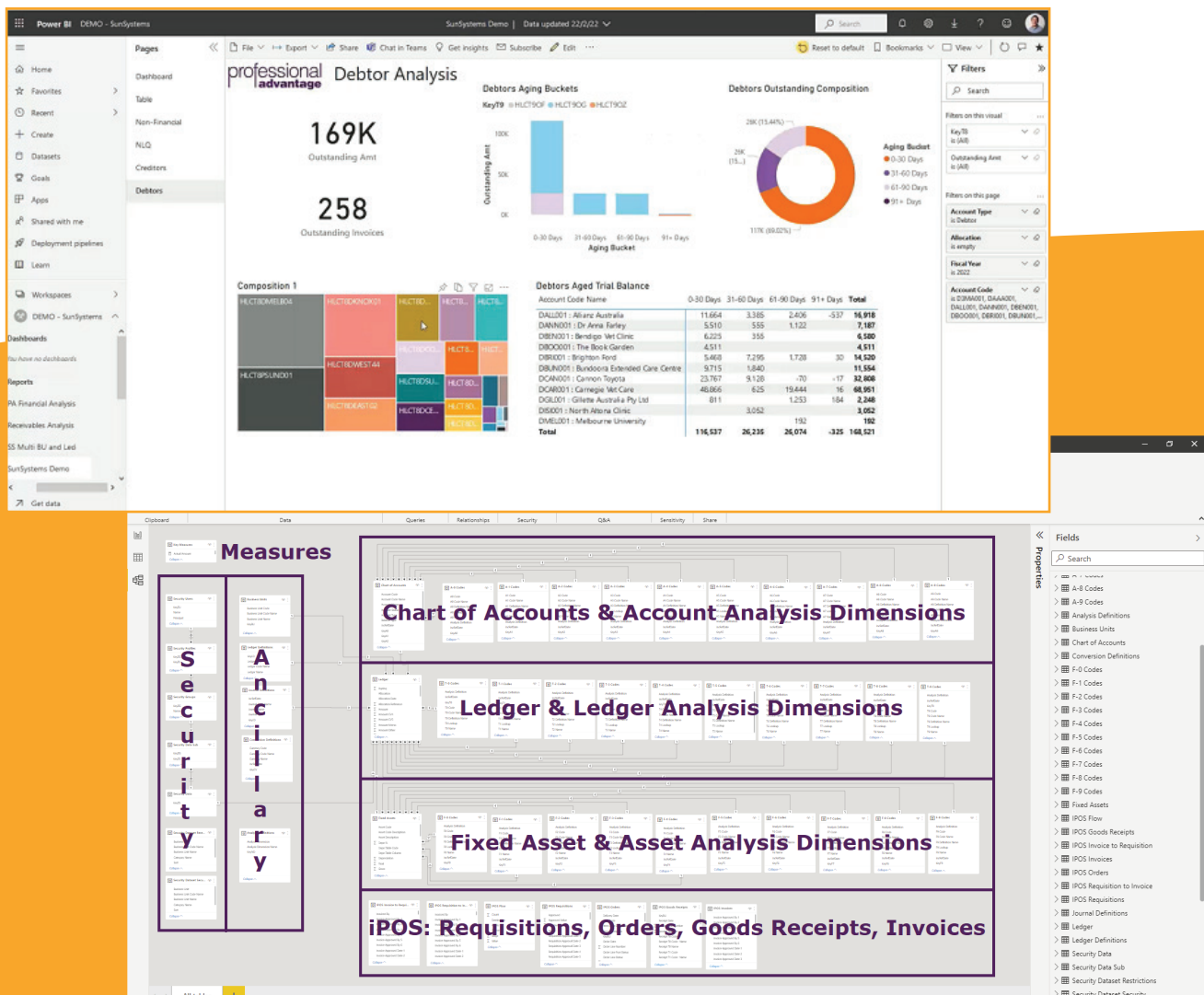
Infor SunSystems Data Dashboards made easy with Power BI

For end users:

- Drag and drop Infor SunSystems data entities delivered to the Power BI canvas.
- Understands Infor SunSystems data structures out of the box.
- Additionally works for iPOS eProcurement data in the same connector.

For IT:

- Web interface for extraction and security control.
- Selected extraction of data by Business Unit, Ledger, Chart of Accounts, and Analysis Dimensions.
- Ability to define summary or detail transactions for different time periods.
- Exclusion rules to omit confidential and unwanted data from the warehouse.
- Incremental and automated warehouse updates.
- Includes a security model to allow Row Level Security across Business Units, Ledgers, Accounts and Analysis Dimensions.



Why choose the Professional Advantage Power BI Data Connector for Infor SunSystems?

- Removes the requirement for in depth, database level understanding of Infor SunSystems in order to surface data into the Power BI canvas.
- Save weeks of internal effort to achieve the same outcome.
- Supports Infor SunSystems v4 and v6 data structures.
- Enables self-service Power BI report design without having to rely on technical services or consultancy.
- Lowers the technical barrier to reporting and ensures secure and controlled data access.
- Scheduled updates to maintain data accuracy.
- Start creating reports almost immediately after the simple and rapid implementation.
- Does not impose a report structure or limit report creation.
- With Power BI, organisations can consolidate data from multiple systems together with Infor SunSystems data and analyse it in one report.

AI Name	Month	Compare Mth	Diff	% Diff	YTD	Compare YTD	Diff YTD	% Diff YTD
I Income	24,354,396	24,354,396			106,915,471	106,915,471		
30100 : Grants	831,270	831,270			8,678,743	8,678,743		
50200 : Grants CW Rec	4,955,001	4,955,001			39,394,721	39,394,721		
50400 : Grants CW Capital	2,868	2,868			45,000	45,000		
50500 : Grants State Rec	1,455,363	1,455,363			4,349,576	4,349,576		
50600 : Grants State Non Rec	29,311	29,311			166,968	166,968		
50700 : Grants State Capital	6,955,782	6,955,782			28,972,806	28,972,806		
51000 : Grants Local Capital	1,044,964	1,044,964			4,045,680	4,045,680		
51200 : Fundraising	8,654,788	8,654,788			18,576,131	18,576,131		
51400 : Tax Deductible Donations	3,513	3,513			95,739	95,739		
51500 : Donations (Public collections)	82,734	82,734			674,339	674,339		
53000 : Income from Gaming	154,674	154,674			815,470	815,470		
53100 : Sales of tokens	229,802	229,802			1,188,718	1,188,718		
53200 : Membership Fees	48,626	48,626			420,160	420,160		
53300 : Other Income	58,723	58,723			302,615	302,615		
53400 : Interest - Restricted	4,338	4,338			31,912	31,912		
53500 : Interest - Unrestricted	8,836	8,836			94,709	94,709		
53600 : Rental Income	9,202	9,202			55,210	55,210		
53700 : Recoupments	274	274			1,644	1,644		
53900 : Other/Sundry Income	24,062	24,062			148,739	148,739		
54000 : Gain on Sale of Non-Cur Assets	1,886	1,886			35,111	35,111		
60200 : Purchases	-201,215	-201,215			-1,177,620	-1,177,620		
I Expense	-20,627,810	-20,627,810			-105,590,359	-105,590,359		
70100 : Accounting Fees	-27,675	-27,675			-59,148	-59,148		
70200 : Advertising & Promotion	-2,111	-2,111			-74,252	-74,252		
Total	3,726,586	3,726,586			1,325,111	1,325,111		

Unlock your Infor SunSystems data now with the **Power BI Connector** from Professional Advantage.

For more information



AU +61 2 9919 8900
pa.com.au
enquiries@pa.com.au

UK +44 207 268 9800
professionaladvantage.co.uk
info_uk@professionaladvantage.co.uk

US +1 701 235 2363
professionaladvantage.com
profad@professionaladvantage.com

About Professional Advantage

Professional Advantage is an international IT consulting and solutions company, with 30 years of experience in helping organisations achieve more by improving their business systems through industry leading software solutions. Originating in Australia, it is one of the country's most awarded solution providers. Our 250-strong global team covers three continents, and has successfully worked with over 1000 organisations.