

# Browser Plugin concepts

02.11.22



# Steps to execute (1/..)

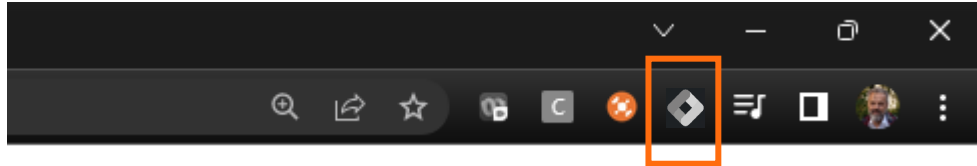
1. Availability of the plug-in as per below. This will require the extensions/PI to be available in the stores of the different browsers we will support (Safari not being one of them)

The screenshot shows the Chrome Extensions management page. At the top left, there is a menu icon, the text "Extensions", and three buttons: "Load unpacked", "Pack extension", and "Update". A search bar labeled "Search extensions" is located at the top right. The main area displays a grid of installed extensions. The first extension, "dScribe extension 1.0.1", is highlighted with an orange border. It has a blue diamond icon, a description "Allows to connect your analytics tools with your dScribe data catalog", and an ID "XXX". Below the description are "Details" and "Remove" buttons and a blue toggle switch. Other visible extensions include "Connective signing extension 1.0.6", "eID Chrome Extension 1.0.1", "Google Docs Offline 1.47.0", "Jitsi Meetings 0.2.8.18", "Postman Interceptor 1.1.2", and "Postman 5.5.6".



# Steps to execute (2/..)

3. Once the extension is installed the 'dScribe' logo should be available in the extension menu bar, but greyed out



4. Upon hover, the following message should appear: Connecting your dScribe data catalog

Please fill in the following information to connect to your dScribe catalog

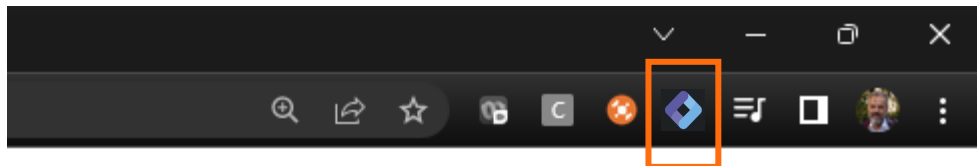
Your dScribe tenant URL:	<input type="text" value="http://xxx.dscribedata.com"/>
Your e-mail address (optional):	<input type="text" value="John.Doe@dscribedata.com"/>

Save

**Nice to have:** can we set this up in the sense that the customer only has to fill in the xxx part of the URL? Knowing that the rest is standard

Clicking away will not save the settings, nor will it keep them (**nice to have** but not absolutely essential to have)

5. Once successfully connected the **coloured** dScribe logo should be available.

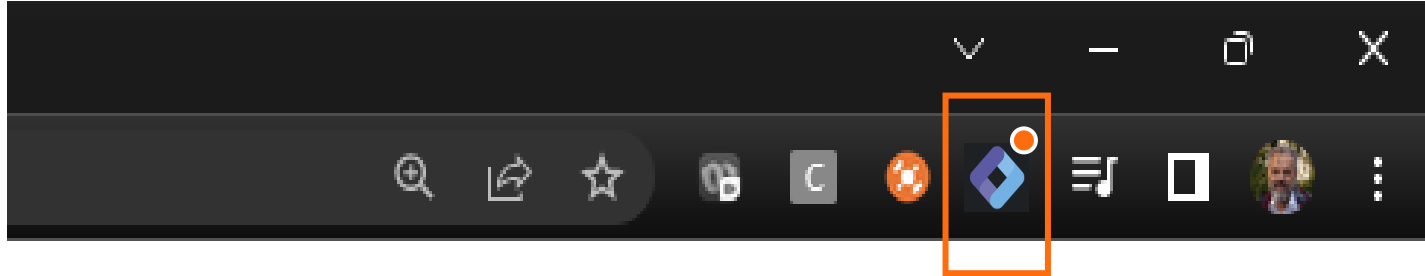



6. If not successful, a warning should appear:  The URL entered doesn't seem to be correct. If the problem persists, please contact your dScribe admin.



# Steps to execute (3/..)

7. Once in the execution of a report in the front-end tool, it would be great if we can indicate that for the report ID executed, dScribe documentation exists. An idea would be to use an orange dot besides the dScribe logo

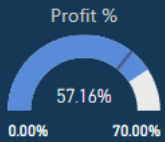
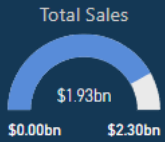


8. Upon clicking on  an additional tab opens with the documentation of the report. (see next slide)
9. If no direct link to an asset is found, the click should lead the user to the homepage of dScribe. Unless option as described in point 7 is not feasible.



# Store Sales Report

[Contact](#) | [Website](#)



**\$1.10bn**

Total Profit

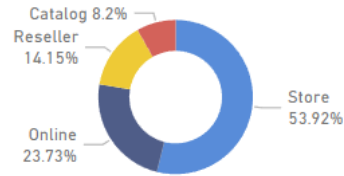
**306**

Stores

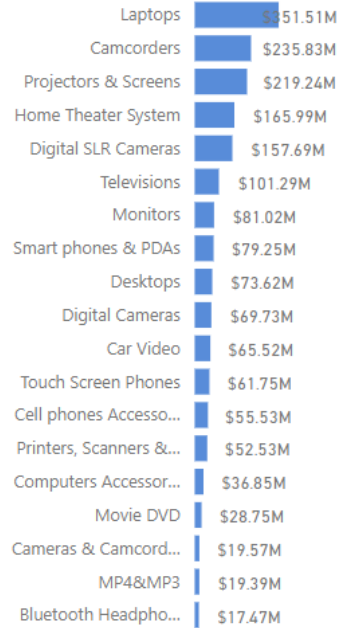
**1690**

Products

## Channel Distribution



## Top Sales Product Categories



Expected behaviour of the **header**:

- Link to homepage dScribe

## Store Sales report

General Relations

Description

EN : Dashboard on the overall sales per store (store perform  
FR : Tableau de bord des ventes magasins

[Old version of the report](#)

Source Type

### Governance

#### Validation status

Validated

#### Governance level

Global

#### Data object status

Public

### > Extra Information

Expected behaviour of the **header**:

- The header is displayed in blue, is underlined and should be clickable and will lead the user to the asset in dScribe (displayed in a new browser tab)
- Ideally the validation status is also shown

Expected **available information**:

- The idea is to only show 2 tabs : General & Relations
- See next slide for the relations tab layout

Expected behaviour of the **sections**:

- The first available section in the layout config of the report shows un-collapsed. Others are collapsed
- No horizontal scroll, only vertical scroll. Meaning components shown should adjust to the 800 by 600 pixel format of the max frame to be used
- Vertical scroll only appears when really needed.



# Store Sales Report

Contact | Website

**Total Sales**

\$1.93bn

\$0.00bn \$2.30bn

**Profit %**

57.16%

0.00% 70.00%

**\$1.10bn**



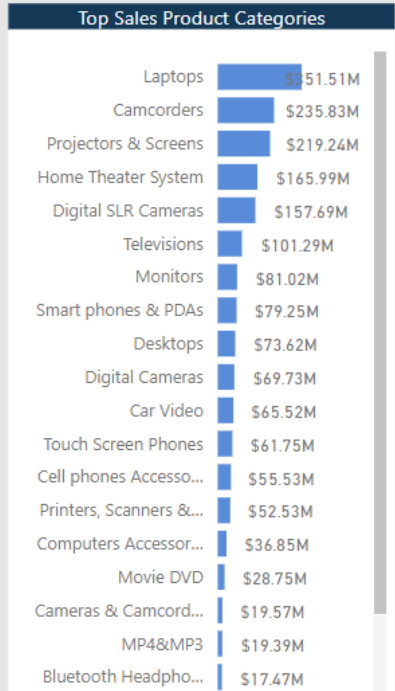
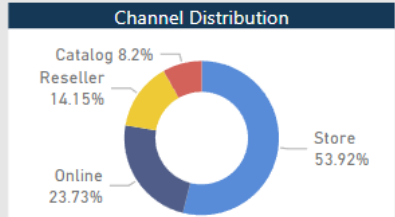
Total Profit

**306**

Stores

**1690**

Products



## Store Sales report

General Relations

Asset

Asset description

Asset type

[Average sales price](#)

Average sales price. A good way of showing the relationship...

Metric

[Net sales quantity](#)

.....

Report

[Invoice lines](#)

Dataset

Governance

### Expected behaviour of the relations:

- Relations show in a list view
- It is possible to click on each relation which will open a new browser tab displaying the details in dScribe

