



A Women Owned/Women Led Company

Power BI Envisioning: 4-Week Implementation




Infrastructure Azure
Data & AI Azure
Digital & App Innovation Azure
Modern Work
Security

The Problem

Many clients either have Power BI and are not taking advantage of their investment, are having trouble utilizing its vast capabilities, or have other products and want to explore Power BI as a solution. Whatever the case, we often see clients needing assistance with challenges such as:

- The need to directly connect to databases and other data sources
- The need to install the On-Premises Power BI Data Gateway and all the support objects to directly connect to data source
- Power BI demonstrations of advanced functionality
- Need for a dashboard/report/dataset management and sharing solution
- Need for proper security of dashboards/reports/datasets
- Need for Power BI publishing strategies including data refresh strategies
- Need to be able to manage Power BI in Office 365 in the cloud




Our Solution

With this Power BI envisioning implementation, Spyglass will:


- Help your organization dive into the capabilities of Power BI with a trusted approach
- Help you imagine the future possibility using Power BI within your business data initiatives

Our approach follows Microsoft's Power BI Adoption Methodology, and the first of three phases begins with Envisioning! During our engagement, we look across all dimensions of your Power BI roll out including, Strategy & Vision, Governance, Roles and Responsibilities, Delivery Models, Service Management, Security, Support, Adoption, and Culture. Our envisioning offer provides a hands-on scaled-down agenda for Power BI and putting you in the pilot seat to build your first reports, understand licensing options and capabilities, high level governance approaches and seeing the way forward with Power BI.



Agenda

- **Week 1:** Envisioning Workshop, Use-Case Review, Data Model Input: Includes IT, Security and Compliance, Business Users, Initiative Sponsor Team.
- **Week 2:** Workload Deployment, Dashboard in a Day, and initial strategy review.
- **Week 3:** Knowledge Sessions, Workload Review, Ad-Hoc Q&A.
- **Week 4:** Power BI Envisioning Report, Review & Next Steps.



Deliverables

- Install (if needed) the PowerBI On-Premises PowerBI Data Gateway and support objects
- If needed, configure the Data Gateway for database connectivity and Office 365 Connectivity
- Interactive reports/workbooks/datasets per use-case
- Organize PowerBI Workspaces and Apps to support
 - Publishing and Sharing strategies
- Demonstrate Active Directory integration & security features
- Demonstrate advanced features of PowerBI (hierarchies, drill-throughs, etc.)
- Demonstrate performance features (data modeling, import mode, direct query mode, caching, etc.)
- Spyglass MTG Power BI Architecture
- Power BI Envisioning Report & Review



Thank You!