



**REPLY**

**WM**



# WHY WE'RE HERE



“We love the idea of **allowing our people** to use & build solutions that **improve** how they work...”



“But our challenge is ...”

“We love the idea of allowing our people to use & build solutions that improve how they work...”



“**Who** will support these solutions *if* they break?”

“We love the idea of **allowing our people** to use & build solutions that **improve** how they work...”

“But **our challenge is ...**”



“**Who** makes sure that these solutions adhere to our organisational security & compliance guardrails?”

“We love the idea of **allowing our people** to use & build solutions that **improve** how they work...”

“But **our challenge is ...**”

“**Who** will support these solutions *if* they break?”



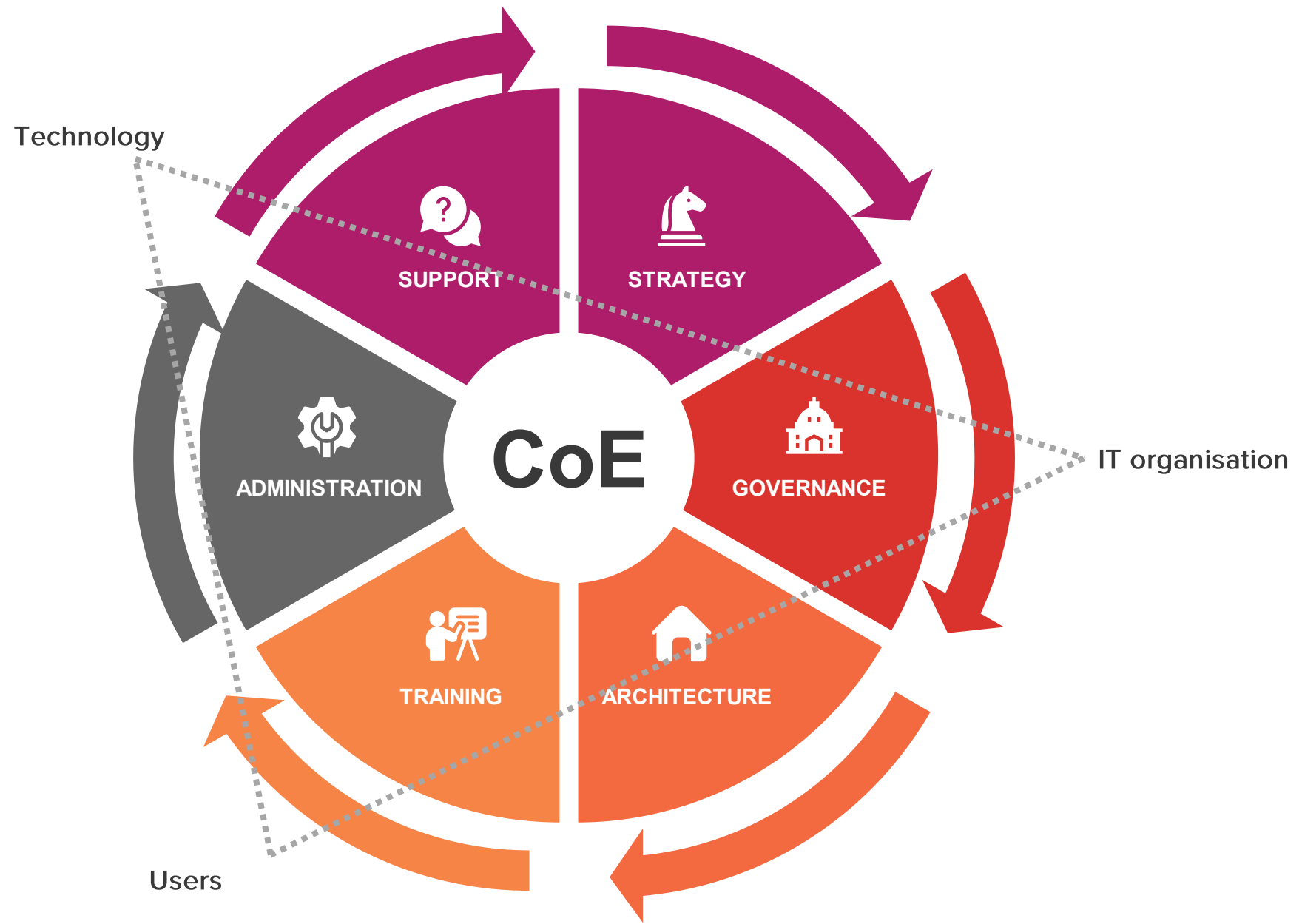
# “What happens if **the creator** leaves our organisation?”

“We love the idea of **allowing our people** to use & build solutions that **improve** how they work...”

“But **our challenge is ...**”

“**Who** will support these solutions *if* they break?”

“**Who** makes sure that these solutions adhere to our organisational security & compliance guardrails?”





# CoE Starter Kit

Aside of the kit, also think about ...



**Collaboration between Admins**  
How do you want to collaborate within the admin team?  
Create a team (security enabled) Use it to manage access to CoE environment, share admin apps and flows, store confidential & in progress documents. You can start with one admin : YOU



**Collaboration between Makers**  
How you want to enable collaboration with & between makers?  
Create a Yammer group (security enabled). Use it to share apps with makers, publish resources, and animate community. The kit automatically detects new makers and add them to the group



**Users Support**  
How you want to support makers and end users?  
This depends on IT support tools you already deployed. The kit ask for dedicated email address for each support type, customize to fit on YOUR OWN requirements

## CORE – Admin Apps

- Usage Report**  
Slice and dice data to discover lowcode trends in your organization
- 2 x Set Permissions (Apps & Flows)**  
\*Add new viewers and editors.  
\*Remove permissions.  
\*Find and clean orphans  
\*Set a new owner (app only)  
\*Change permissions from editors to viewers or viewers to editors. (app only)
- App Catalog**  
Give visibility to your best apps to reduce duplicates, praise makers, and inspire others
- DLP Editor V2**  
View how apps and flows in your tenant are impacted by DLP Policies.
- Power Platform Admin View**  
\*Get a quick overview of resources in your tenant.  
\*Learn about your makers, connectors, apps, and flows.  
\*Find out who apps are shared with.  
\*Add additional information, such as notes and risk assessments, to your resources.  
\*Complete app audits.

## GOVERNANCE – Archiving Process

Monday 10h00 Tuesday 10h00 Daily Tuesday 05h00

- App Archive and clean up**  
Provides visibility over Archive Approval Entity  
\*Instead of using this app, add its capabilities to the main Admin app
- App Flow Archive view**  
Manage apps and flows highlighted for archiving, and their approval status
- 2 x Archive Start (App & Flows)**  
\*Check for apps and Flows not used nor modified in the last 6 month  
\*Asks owner to approve archival (owner receives an email)
- Check Approvals**  
\*Check for approval response  
\*Warn admins when archiving was rejected by the owner
- Archive & CleanUp**  
\*Deletes timed out requests  
\*Deletes items approved for deletion
- Teams Clean envs**  
Deletes env without justification after 7 days, or without usage after 90 days

## NURTURE – Manage Trainings

on registration 09h00 19h00

- Training Mngt**
- Training Registration**
- Registration Confirmation**  
Email confirmation once registered
- Training Reminder**  
Email reminder 3 days before event
- Feedback Reminder**  
Request feedback on training day
- Training feedback**  
Sample training feedback survey

You can use these apps to manage internal trainings such as "App in a day" events

## INDEPENDENT MODULES

These modules have their own tables in database without dependencies with other modules. Therefore, they can be installed on dedicated environments

### INNOVATION BACKLOG

- Innovation Backlog**  
For anyone to share and vote on ideas, describe pain points and apps that need building and measure ROI. Developers can then pick ideas and develop them
- Innovation Backlog Admin**  
Update icons for non-software tools, configure further pain points and delete obsolete or old ideas from the Innovation Backlog app
- Update Software Tools**  
Add connectors and some other « tools » to dedicated innovation table
- Add pain points**  
Initialize Pain points table to standardize most common pain points

## Microsoft Database Tables

- CORE -
- Environment
- PowerApps App
- Flow
- Flow Action detail
- PowerApps Connector
- Connection Reference
- Maker
- Audit Log
- CoE Settings
- Sync Flow Errors
- Power Platform User
- Power Platform User Role
- PVA
- PVA Component
- PVA Component Flow
- GOVERNANCE -
- Archive Approval
- NURTURING -
- InADayAttendees
- InADayEvent
- THEMING -
- Theme
- Style
- Asset

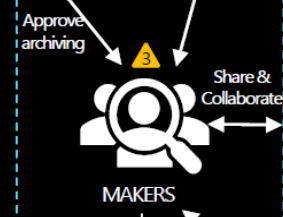
## GOVERNANCE – Auditing Process (sample)

Monday Every week On env creation

- Compliance Detail Request**  
Sends email to makers that have non-compliant items
- Teams- Ask business justification**  
Sends email and Teams adaptative card to team owners to ask to provide business justification
- Team Env Approval**  
BPF - Manage Team Env Approval process
- App Approval**  
BPF - Manage App Approval process
- Flow Approval**  
BPF - Manage Flow Approval process
- Chatbot Approval**  
BPF - Manage Chatbot Approval process
- Custom Connector Approval**  
BPF - Custom Connectors Approval process
- Developer Compliance Center**  
\*Check compliance  
\*Submit business justification

## NURTURE – Share Best Practices

- Power Users Site**  
A doc library to store templates. A flow is provided to create this library
- Template Catalog**  
A catalog of templates for makers (apps & components)
- Maker Assessment**  
Assess apps complexity through a set of questions
- Assesment Admin App**  
Manage assessment questions, answers and categories used in maker assessment app
- Welcome Email**  
Sends email to new makers with guidance on how to start
- Newsletter**  
Sends email to Admins with a synthesis
- Maker Assessment**  
Manual Import referential data for the app



## GITHUB ALM

- PowerOps**  
Enables makers to apply source control strategies by using GitHub, and use automated builds and deployment of solutions to their environments without the need for manual intervention
- PowerOps Admin**  
Enables admins to setup ALM for projects (owners of deployment stages, languages, connectivity to GitHub)
- WkflComplete Notification**  
Receives Github workflow notifications and mark Deployment request status to success/ failure. Also delete the Build Environment associated with the Deployment request.

## Collect logs

Scheduled Flows Runs once per day

- Audit Log**  
Build time windows, and run the child on each window
- Child Log**  
Collect O365 audit logs for a given time period
- Desktop Flow runs**  
Get Desktop Flow runs from each Dataserve

## CORE – CLEANUP

Scheduled Flows Less Frequent

- Connection Status**  
Tag apps and flows that have broken connections
- Orphaned Makers**  
Tag as orphaned items created by makers that left the tenant
- Check Deleted**  
Tag (or delete) items deleted by makers since last run
- Apps Shared with**  
Collect who apps are shared with

## CORE - Catalog Tenant Resources

Scheduled Flows Runs once per day

- Environments**  
Collect info on environment including actual capacity
- Capacity Alerts**  
Raises alert when actual capacity exceeds 80% of approved capacity
- Connectors**  
Collect info standard connectors only
- Flows Action Details**  
Collect detailed flow definitions
- Sync Flow Errors**  
Sends email to admins about environments that failed to sync
- Canvas Apps**  
Flows Desktop flows
- ModelDriven Apps**  
Flows Desktop flows
- Custom Connectors**  
PVA

## THEMING

- 2 App Templates**  
Tablet and phone application templates to start with
- Component Library**  
Contains a Header, TabControl, and Preloader components
- Theme Gallery**  
Browse existing themes and download a corresponding template app either in Phone or Tablet format
- Theme Editor**  
Allows designers to create and manage themes

## THEMING - Actions

- Create Project**  
Creates & setup dev env, repo, solution, assign role
- DeployTo Stage**  
Automates deployment to test and prod environments
- DeleteProject CleanUp**  
Delete env & build requests attached to the project
- BuildRequest Cancellation**  
When a project is canceled, cancel build requests and delete associated envs

- 1 DO NOT ACTIVATE unless very specific analysis needs
- 2 This flow does not handle the pagination of O365 API. Adjust settings of the main flow to ensure you collect the logs you need.
- 3 Use this sample to define YOUR OWN compliance process
- 4 Default threshold at 10 000 items. Update depending on your volumes
- 5 Be careful with default criteria, this can delete all your existing teams environments

# CORE ADMIN

## CORE – Admin Apps



Usage Report

Slice and dice data to discover lowcode trends in your organization



2 x Set Permissions (Apps & Flows)

- Add new viewers and editors.
- Remove permissions.
- Find and clean orphans
- Set a new owner (app only)
- Change permissions from editors to viewers or viewers to editors. (app only)



App Catalog

Give visibility to your best apps to reduce duplicates, praise makers, and inspire others



DLP Editor V2

View how apps and flows in your tenant are impacted by DLP Policies.



Power Platform Admin View

- Get a quick overview of resources in your tenant.
- Learn about your makers, connectors, apps, and flows.
- Find out who apps are shared with.
- Add additional information, such as notes and risk assessments, to your resources.
- Complete [app audits](#).

## GOVERNANCE - Archiving Process

Monday 10h00

Tuesday 10h00

Daily

Tuesday 05h00



App Archive and clean up

Provides visibility over Archive Approval Entity

Instead of using this app, add its capabilities to the main Admin app



App Flow Archive view

Manage apps and flows highlighted for archiving, and their approval status



2 x Archive Start (App & Flows)

- Check for apps and Flows not used nor modified in the last 6 month
- Asks owner to approve archival (owner receives an email)



Check Approvals

- Check for approval response
- Warn admins when archiving was rejected by the owner



Archive & CleanUp

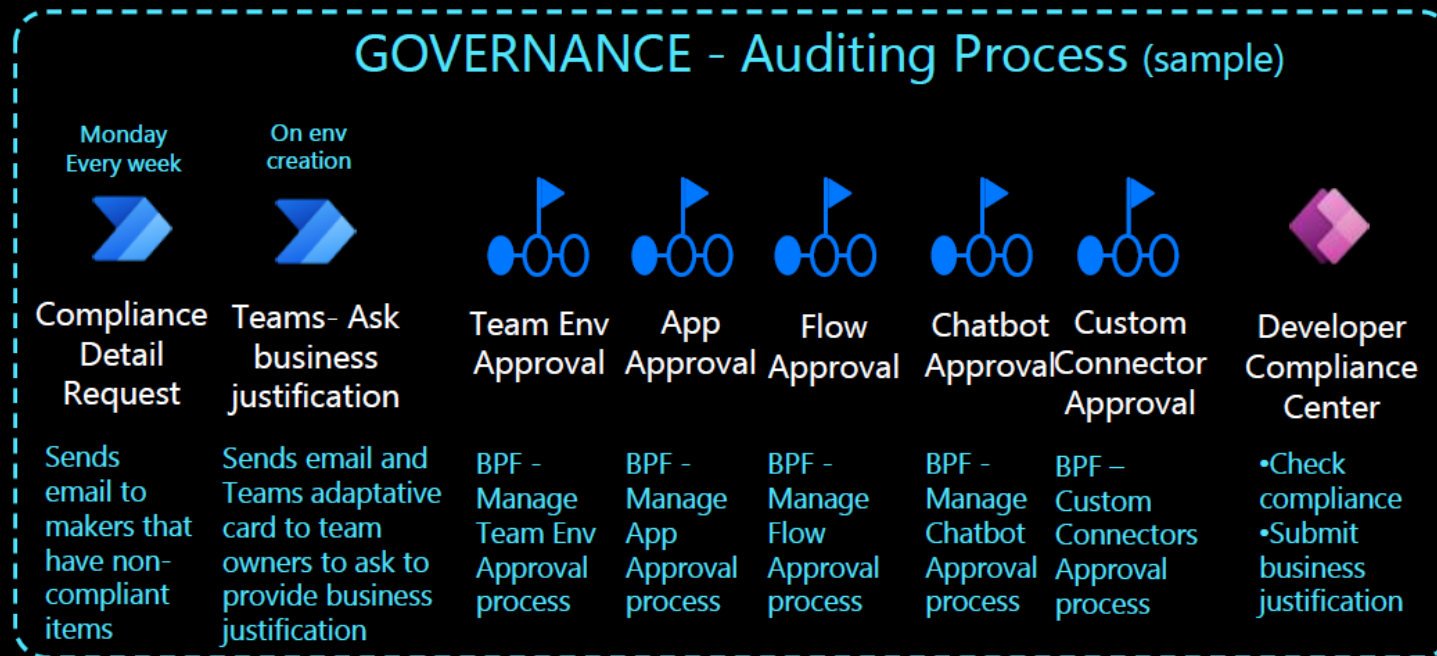
- Deletes timed out requests
- Deletes items approved for deletion



Teams Clean envs

Deletes env without justification after 7 days, or without usage after 90 days

# GOVERNANCE AND COMPLIANCE






# CORE VIEW

## Collect logs

Scheduled Flows  
Runs once per day





01h00

		
<b>Audit Log</b>	<b>Child Log</b>	<b>Desktop Flow runs</b>
Build time windows, and run the child on each window	Collect O365 audit logs for a given time period	Get Desktop Flow runs from each Dataverse

## CORE – CLEANUP

Scheduled Flows  
Less Frequent












Every week    Monday Every week    Saturday Every 2 week    Sunday Every 2 week

			
<b>Connection Status</b>	<b>Orphaned Makers</b>	<b>Check Deleted</b>	<b>Apps Shared with</b>
Tag apps and flows that have broken connections	Tag as orphaned items created by makers that left the tenant	Tag (or delete) items deleted by makers since last run	Collect who apps are shared with

## CORE - Catalog Tenant Resources

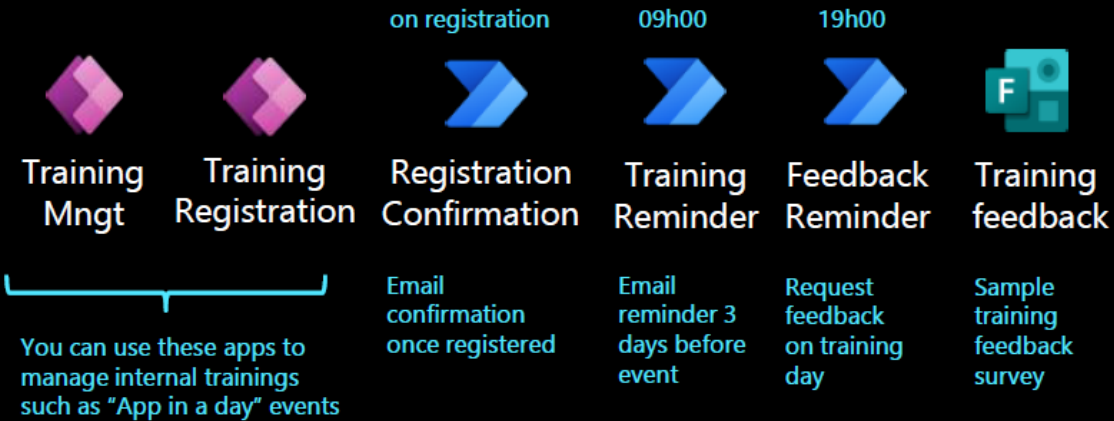
Scheduled Flows U  
Runs once per day

Triggered by env update  
Runs once per env per day

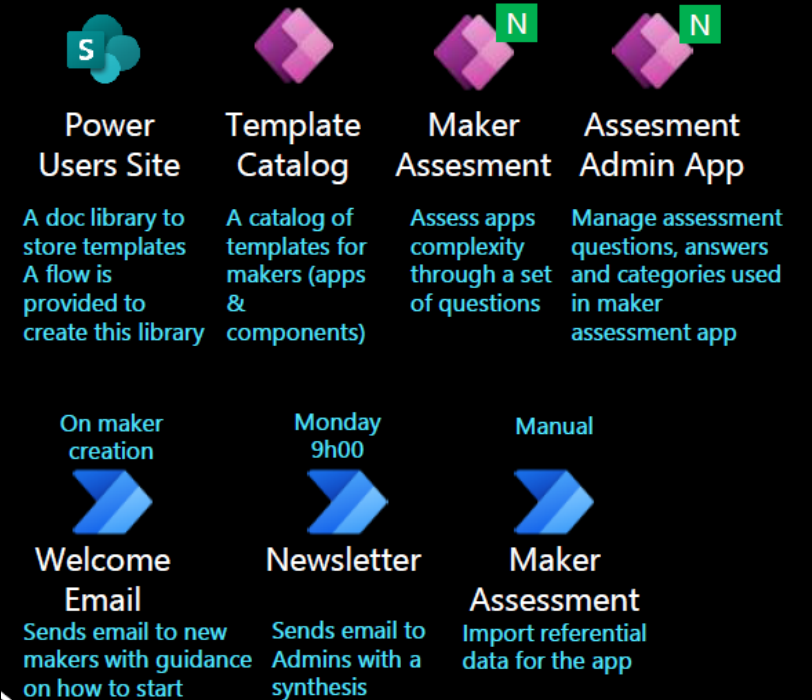
undefined	Monday 09h00	01h00	undefined	undefined			
							
<b>Environments</b>	<b>Capacity Alerts</b>	<b>Connectors</b>	<b>Flows Action Details</b>	<b>Sync Flow Errors</b>	<b>Canvas Apps</b>	<b>ModelDriven Apps</b>	<b>Custom Connectors</b>
Collect info on environment including actual capacity	Raises alert when actual capacity exceeds 80% of approved capacity	Collect info standard connectors only	Collect detailed flow definitions	Sends email to admins about environments that failed to sync	 Flows	 Desktop flows	 PVA

# ENGAGE

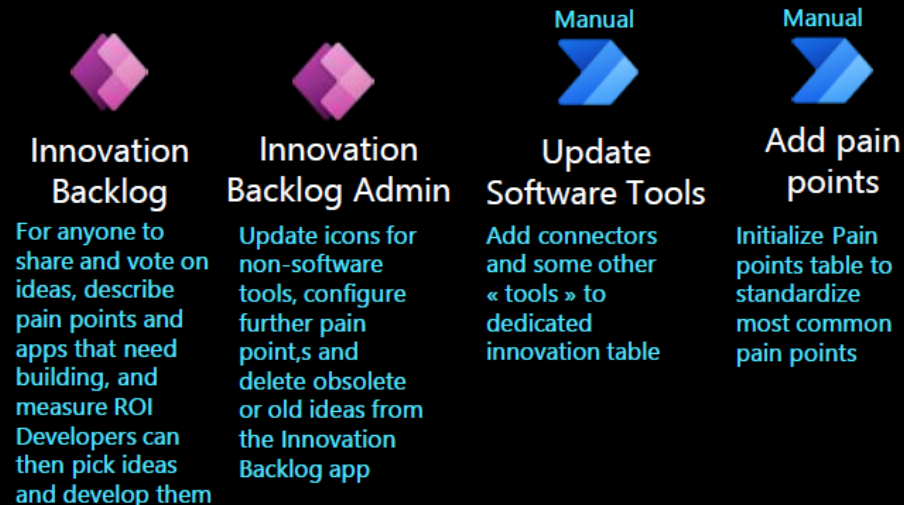
## NURTURE – Manage Trainings



## NURTURE – Share Best Practices



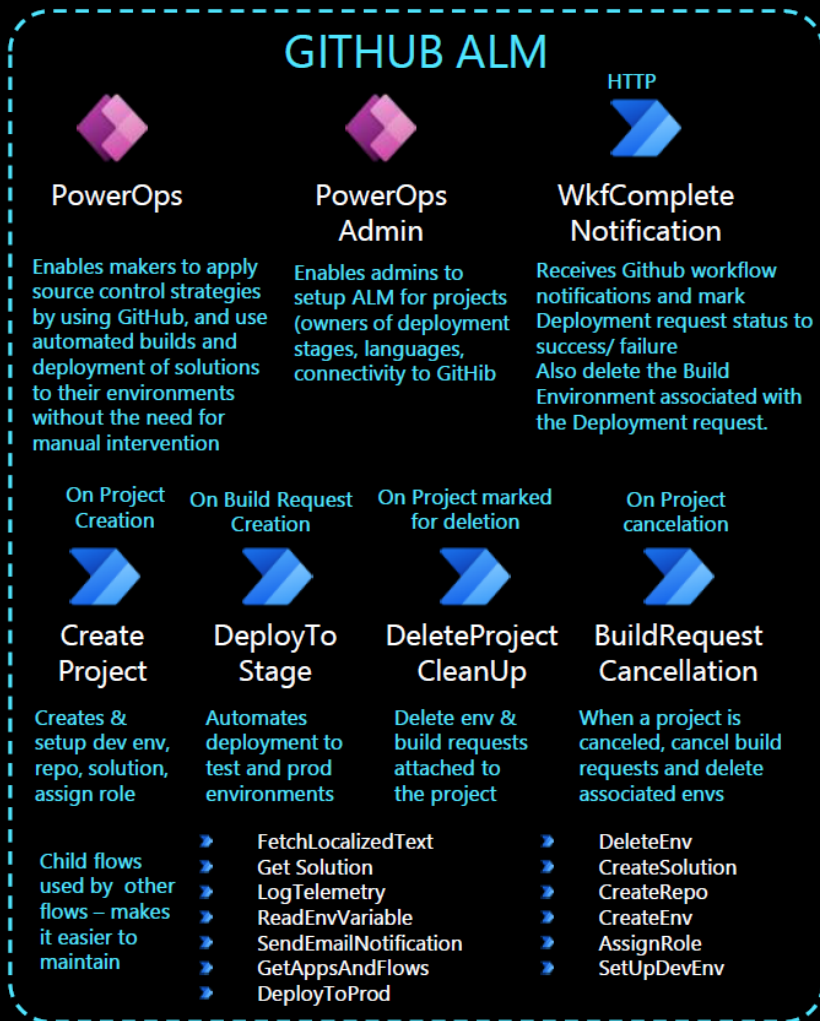
## INNOVATION BACKLOG



# THEMING AND REUSABLE TEMPLATES



# APPLICATION LIFECYCLE MANAGEMENT



# ONE STOP SHAREPOINT PORTAL

The screenshot shows the top navigation bar of the Power Platform Toolkit SharePoint portal. The header is blue with the Office 365 logo on the left and settings, help, and user profile icons on the right. Below the header is a dark blue navigation bar with the title "Power Platform Toolkit" and a "Share" button. The main navigation menu includes "Home", "About Us", "About Power Platform", "Solutions Catalogue", "Getting Started", "Get Support", and "All Resources". A search bar is located on the right side of the navigation bar.

**Digital Platforms Centre of Excellence**

Welcome to the Power Platform Toolkit!

This toolkit encompasses a variety of curated resources that you may find useful to learn more about the Power Platform and how you can use the platform to build applications to simplify and automate work processes.

In this toolkit, you will also find information such as approved patterns, compliances needed and also live uses cases by the end markets and function.

Would be great to hear your feedback on this toolkit. Please reach out to us at the [Power Platform Community](#).

**Introduction, Approved Patterns, Compliance, Licensing**

**Explore Scenario: Learn how to build an app, Engage Delivery services..more**

**Live Use Cases in BAT**

**Join Our Community**

[Get the mobile app](#)



# CITIZEN DEVELOPMENT

**SAVE TIME  
SAVE MONEY  
SOLVE PROBLEMS**

## Become a Citizen Developer!

We're launching the Citizen Developer Programme to help colleagues **save time, save money and solve problems.** Join us!



# ROADMAP

**AS IS**

CURRENT POSITION  
VISION  
POWER PLATFORM REVIEW  
POWER PLATFORM OPTIONS WORKSHOPS  
RECOMMENDATIONS

**TO BE**



# COE – WHERE TO BEGIN?

As is	Effort Days
Introduction of CoE – 2 Hour Stakeholder Workshop	1
As is Environment Assessment	1
As is Documentation and initial Recommendations	1
<b>Total</b>	<b>3</b>
Core Admin	Custom
Governance and Compliance	Custom
Core View	Custom
Engage	Custom
Theming and Re-usable Templates	Custom
Application Lifecycle Management	Custom
SharePoint Portal	Custom
Citizen Development	Custom

# THANK YOU

**CHICAGO**

71 South Wacker  
Drive, Suite 3090  
Chicago, IL 60606

**AUCKLAND**

11 Enterprise St  
Birkenhead  
Auckland 0626

**LONDON**

160 Victoria St  
Nova South  
London SW1E 5LB

**MANCHESTER**

20th Floor City  
Tower Piccadilly  
Plaza  
Manchester M1 4BT

**CHESTER**

One City Place  
Queen's Rd  
Chester CH1 3BQ

**MINSK**

2 Talbuchina St  
Minsk  
220012 Belarus