

Accelerate Business Transformation

edison365



edison365
ideas



edison365
businesscase



edison365
projects



Accelerate Business Transformation



edison365
ideas

Drive a culture of innovation to
initiate transformation



edison365
businesscase

Justify and understand the
impact of transformation



edison365
projects

Deliver projects quickly and
effectively to embed transformation

edison365

edison365 suite



edison365**ideas**

Part of the end-to-end edison365 suite



Strategy



Ideation



Justification



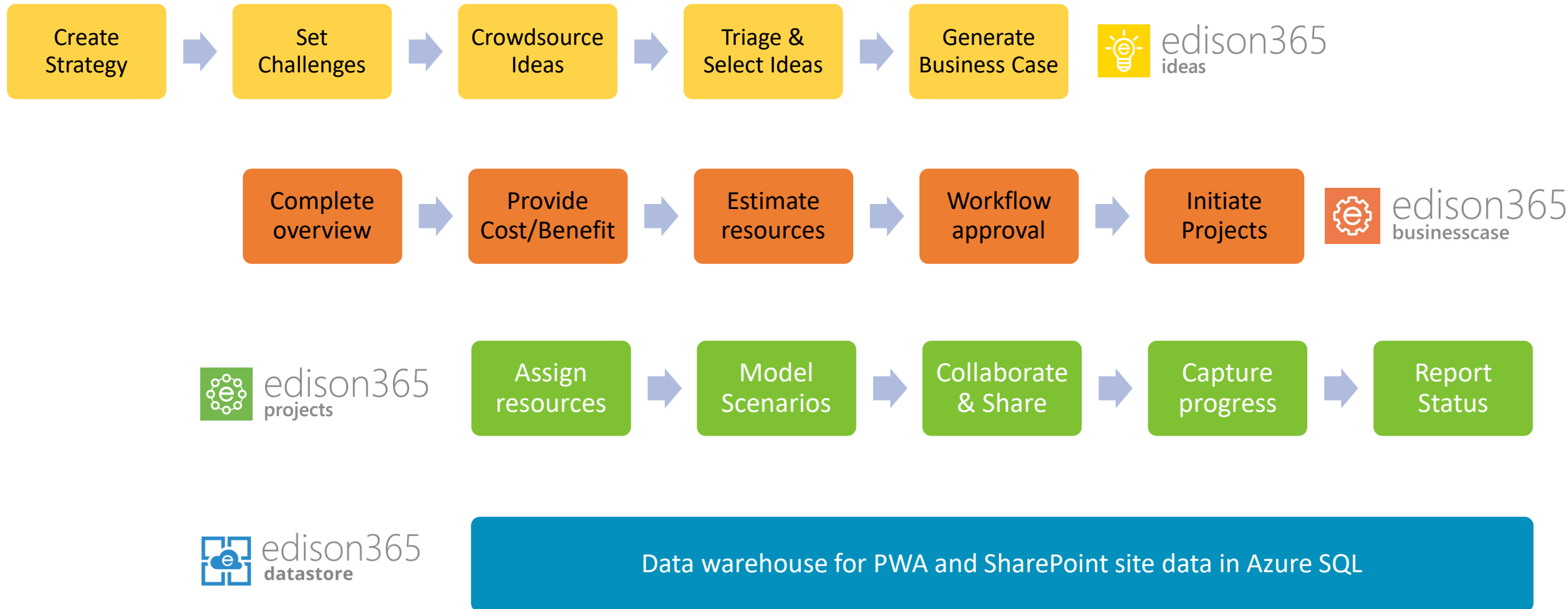
Delivery



Benefit



Ideation to execution



edison365

How **edison365 ideas** helps



Aligns innovation to strategy



Harnesses the power of crowdsourcing




Provides measurable results



Standardizes the approach



Engages the whole organization



Enables ideation anytime, anywhere

edison365



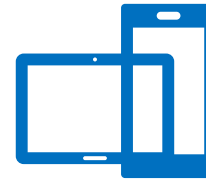
Easy to Use



Cloud based



Engaging UI



Responsive design




Always up to date



Fully secure

edison365



edison365
ideas



Why ideation & innovation?

Companies that fail to innovate risk irrelevance & extinction

That's the stark truth in the era of "digital disruption"



Stay competitive



Improve the workplace



Engage employees



Provide better services



Create new products



Reduce operational costs



edison365
ideas

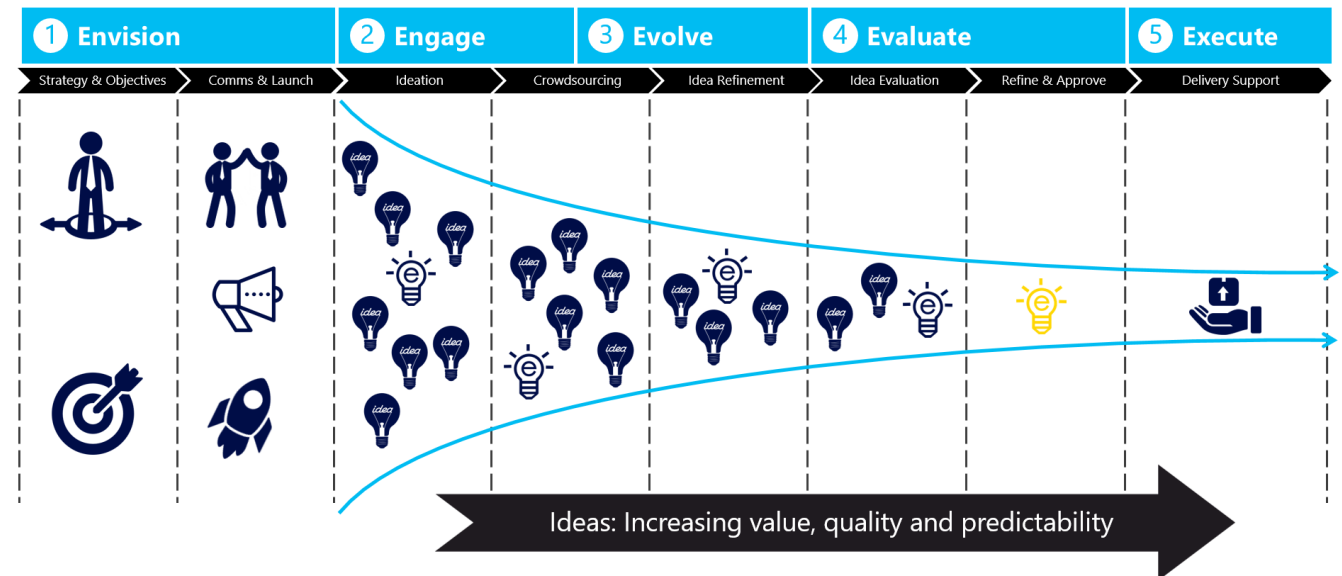
Innovation Methodology

The top-down
“Challenge” process

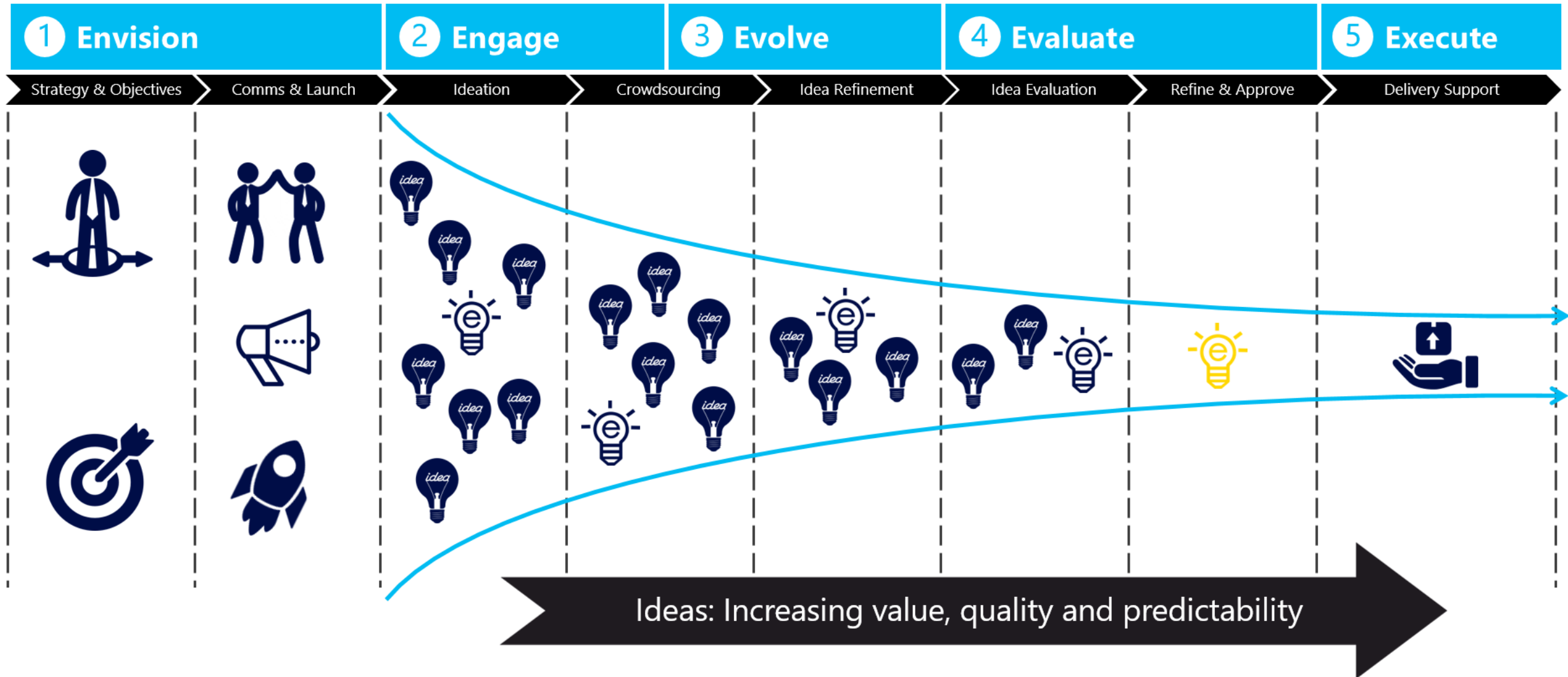


The bottom-up
“Ideas” process

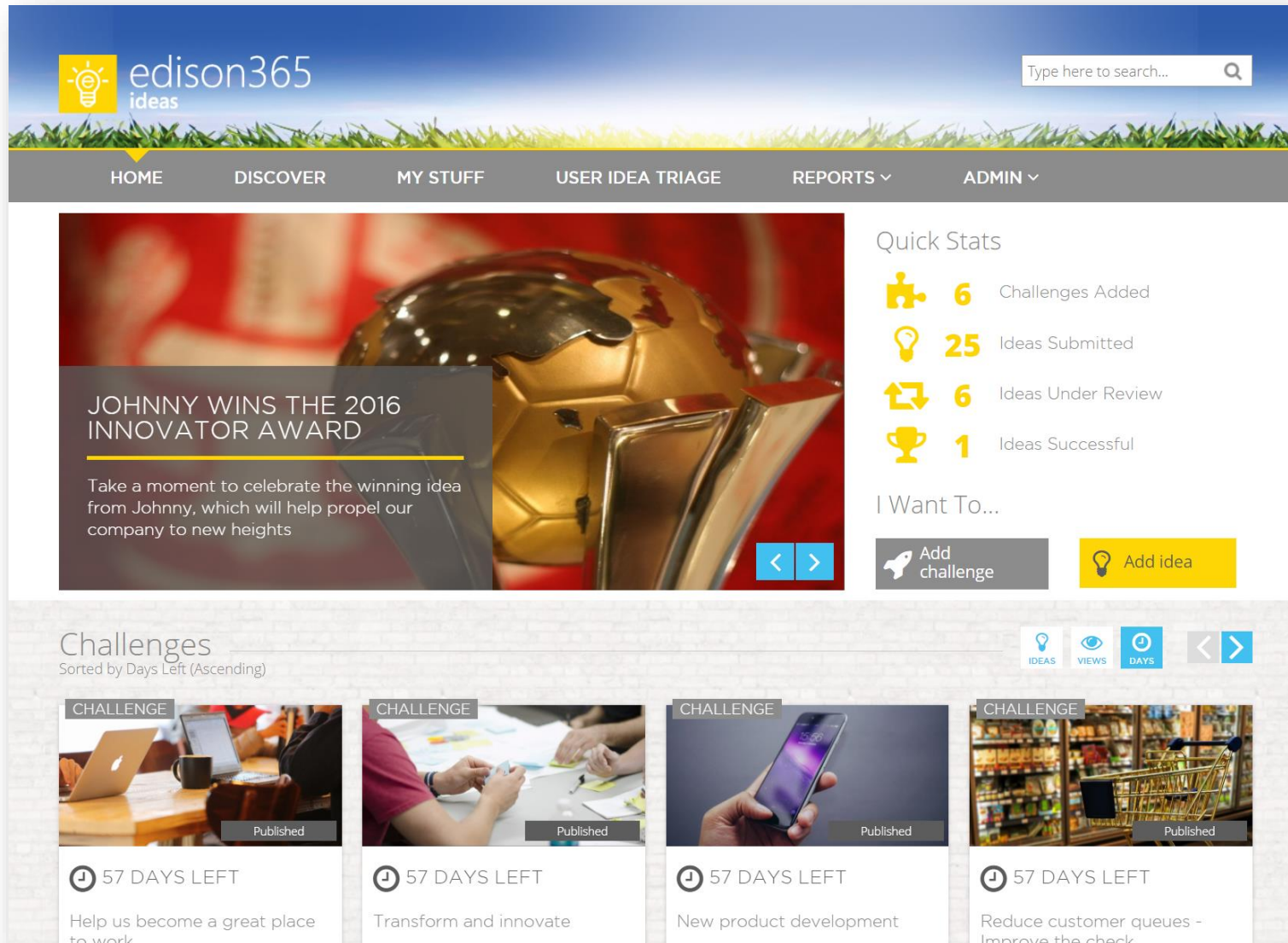
- Delivers an integrated structure & proven process that supports delivering change & innovation management
- Maximize engagement and employee participation
- Time boxed, always on, nominations, short A/B comparisons, external challenges w/ vendors, partners etc.



Innovation Methodology



Engaging user experience



- Easy adoption & zero training
- Card based views
- Responsive design means accessible from any device
- Easily add challenges and ideas

Top down innovation supported by challenges

The screenshot displays the edison365 IDEATION interface. At the top, there's a navigation bar with links: HOME, DISCOVER, PERSONAL, USER IDEA TRIAGE, REPORTS, and ADMIN. A search bar is also present. The main content area features a challenge titled "Reduce customer queues - Improve the check out process" with a sub-label "CHALLENGE". Below the title is a large image of a shopping cart in a grocery store. To the right of the image, a sidebar provides details: "Stage: Published", "8 Ideas submitted", "20 Challenge views", "71 Days remaining", and tags for "Customer Satisfaction" and "Business Efficiency". A "Share Link" button is also visible. Below the image, the "About this Challenge" section explains the importance of customer satisfaction (CSAT) and lists findings from a survey of 200 senior marketing managers. It also states "What we need:" and provides a "Look forward to receiving some great ideas." section. At the bottom, there's a section for "Additional Documents" with a link to "Idea scoring matrix.xlsx" and a "History" button.

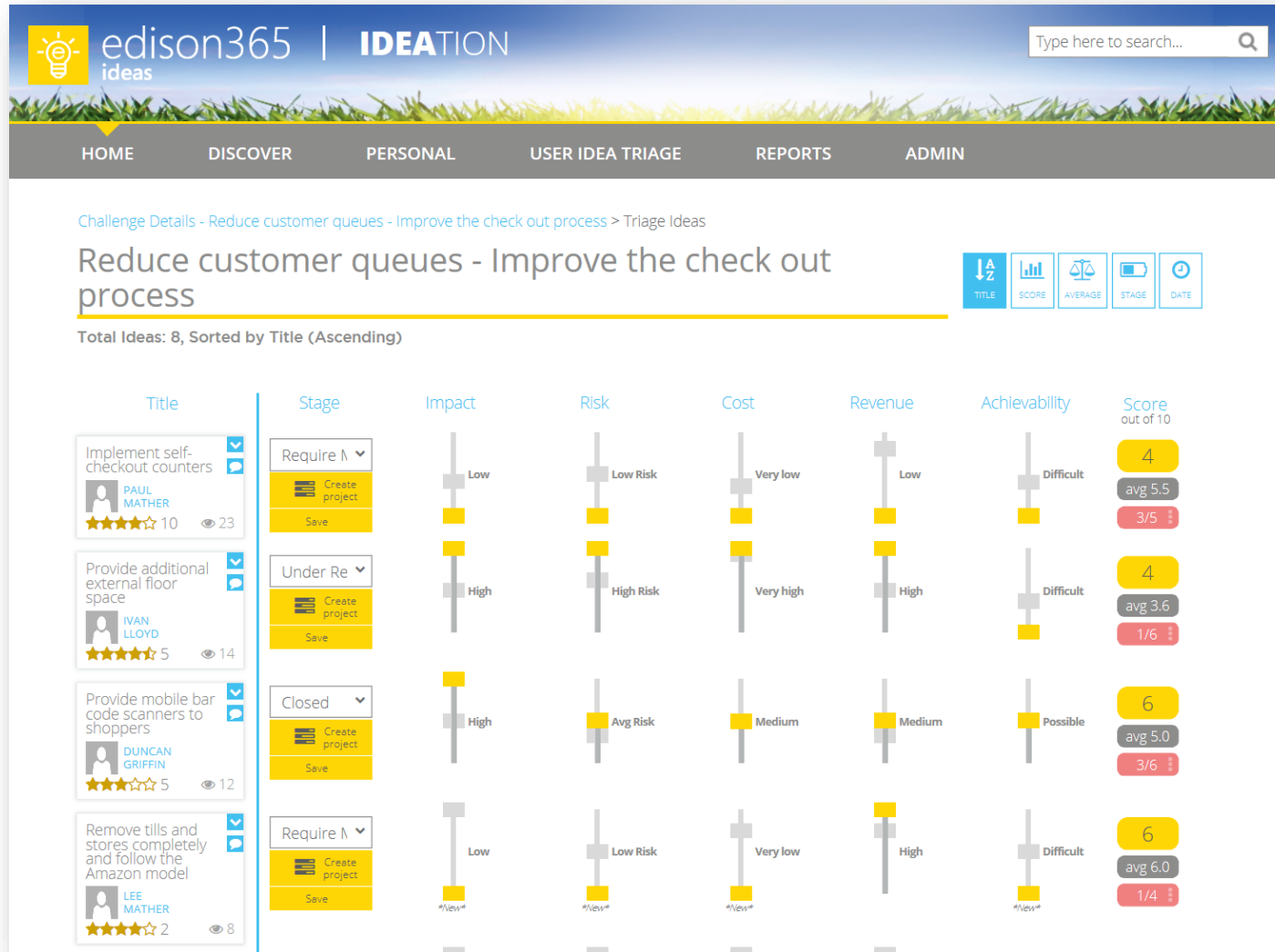
- Provide full details for a Challenge
- Attach documents / artefacts
- Define notifications
- View history e.g. the stages it has passed through
- Yammer for conversations & Delve to find out about challenge/idea owners.

Move ideas through configurable stages

The screenshot displays the edison365 IDEATION interface. At the top, there's a navigation bar with the logo and a search bar. Below it, a menu bar includes links for HOME, DISCOVER, PERSONAL, USER IDEA TRIAGE, REPORTS, and ADMIN. The main content area shows a challenge titled 'Reduce customer queues - Improve the check out process'. A 'Reviewers' section at the top of the main area lists several reviewers with their names and profile pictures. Below this, a Kanban board is visible with columns for different stages: Draft, New Idea, Under Review, Closed, Awarded, Require More Information, and Backlog. Each column contains cards representing ideas, with details like the idea title, reviewer names, star ratings, and view counts. For example, in the 'Under Review' column, there are two cards: one titled 'Provide mobile bar code scanners to shoppers' and another 'Provide additional external floor space'. The 'Awarded' column has two cards: 'Implement self-checkout counters' and 'Hello world'. The 'Require More Information' column has one card: 'Remove tills and stores completely and follow the Amazon model'. The 'Backlog' column has one card: 'Use credit'.

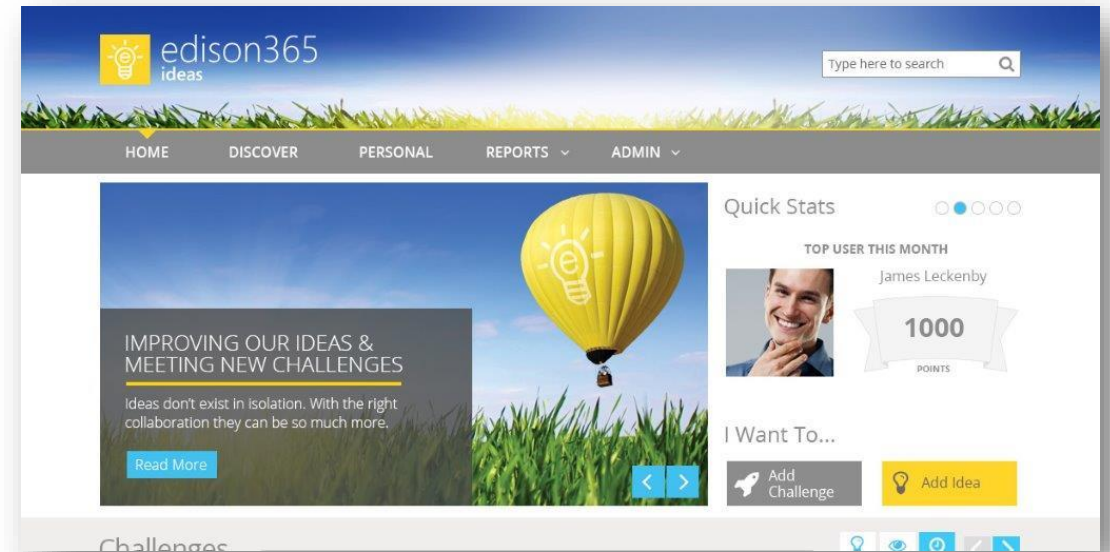
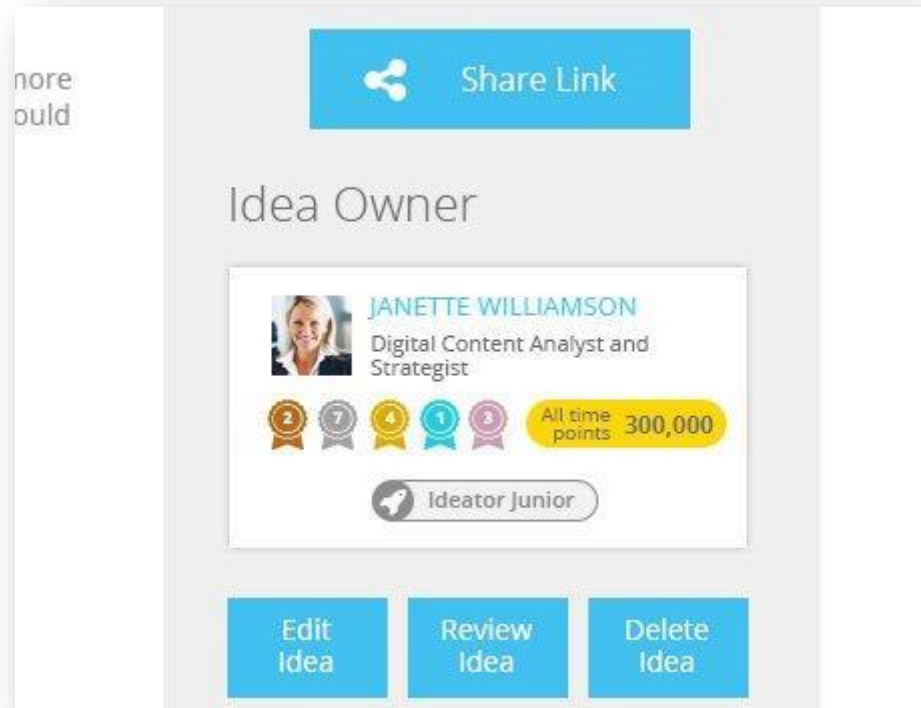
- Review all Challenge Ideas in a single view
- Drag and drop to different stages, collecting more info at each stage.
- Assign and track specific reviewers
- Notifications

Rank and advance the best ideas

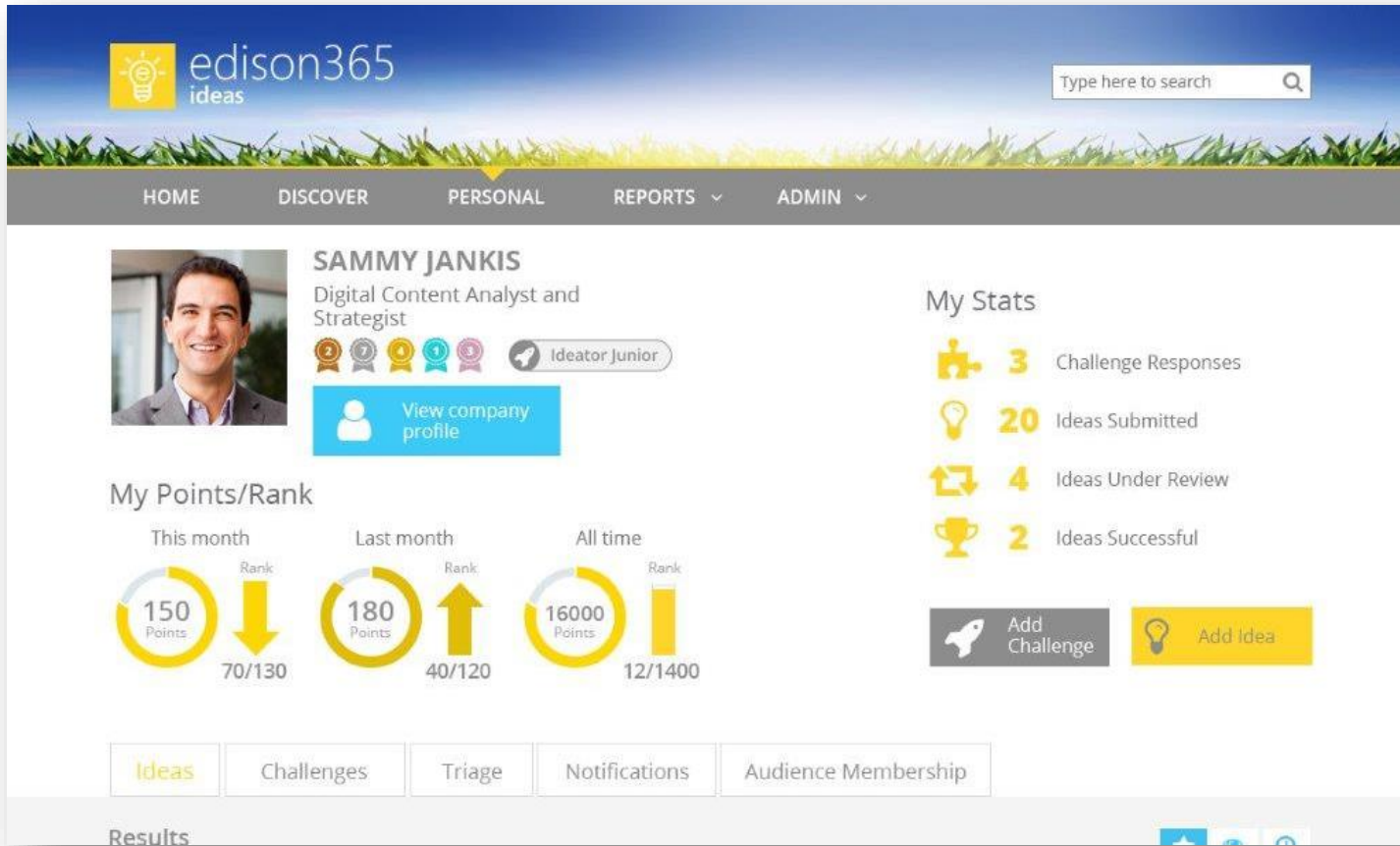


- Review all ideas for a challenge with a single triage view
- Score each against definable company ratings matrix
- Yellow highlights your score
- Grey highlights average score from across the review team
- Slider bars for fast visual ranking

Full gamification (optional)



Personal dashboard



- View all of your content in one place, as well as your required actions
- If enabled, personal gamification data are also visible.
- Easily create new ideas / challenges
- Request or edit audience membership & notifications.

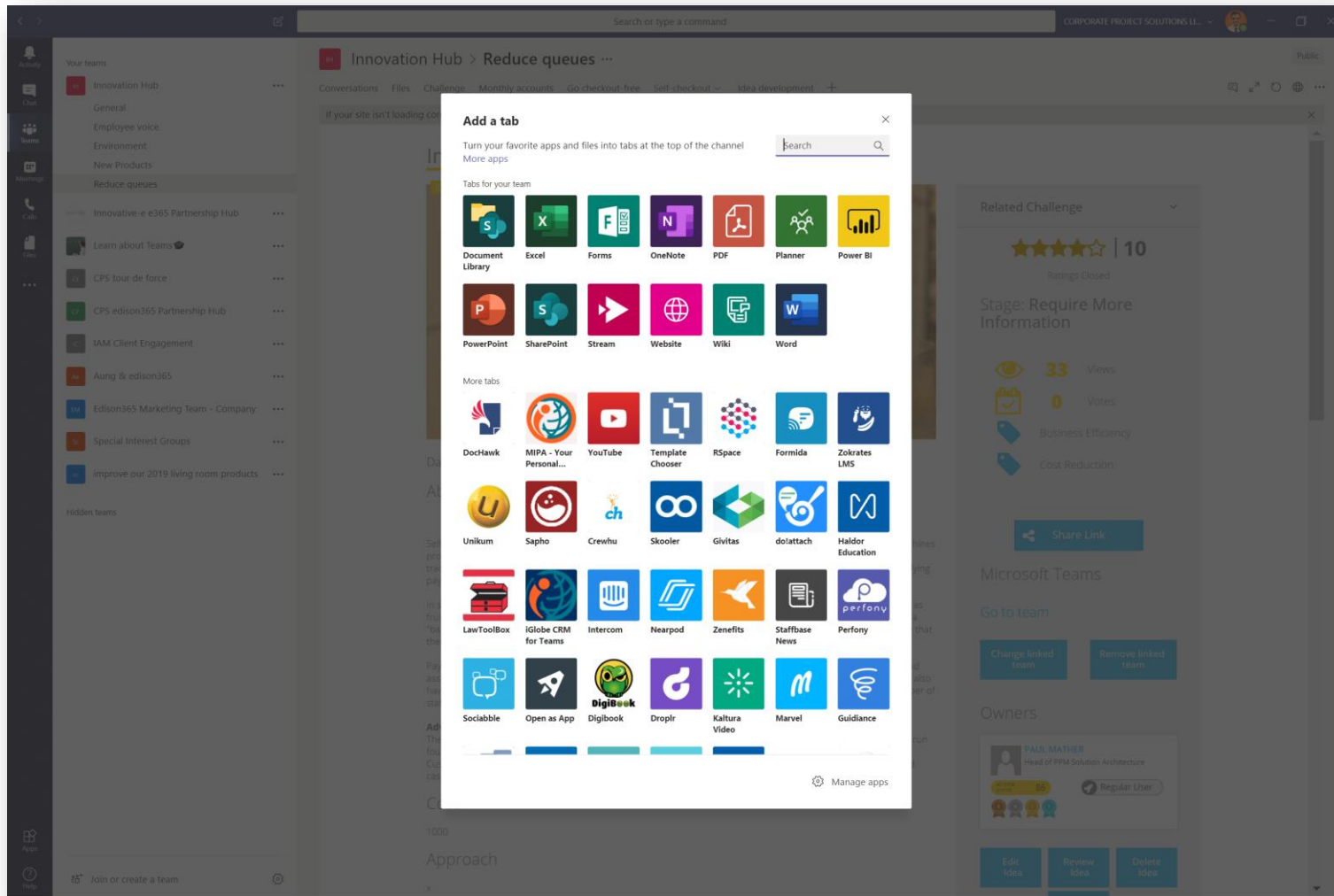
Full Teams integration

The screenshot displays the 'Innovation Hub' interface within a Teams environment. The left sidebar shows a list of teams, including 'Innovation Hub' and 'Learn about Teams'. The main content area is titled 'Innovation Hub > Reduce queues' and shows a challenge titled 'Improve the check out process - Reduce customer queues'. Below the challenge title, there is a table of ideas with columns for Idea, Stage, Impact, Risk, Cost, Revenue, Achievability, and Score. The table lists seven ideas, each with a score and a 'Create Project' button.

Idea	Stage	Impact	Risk	Cost	Revenue	Achievability	Score
Create Checkout free stores IVAN LLOYD ★★★★☆ 6 21	Under Rev	High	Avg Risk	Low	Medium	Difficult	5.5 avg 6.9 1/7
Implement self-checkout counters PAUL MATHER ★★★★☆ 10 33	Require M	High	Avg Risk	Very high	High	Easy	7 avg 6.7 4/10
My Wawanesa TAD HAAS ★★★★☆ 4 4	Awarded	Low	Low Risk	Very low	Low	Difficult	0 avg 6.5 0/5
Provide additional external floor space IVAN LLOYD ★★★★☆ 7 17	Under Rev	High	Avg Risk	High	Low	Possible	4.5 avg 5.0 5/9
Provide customer pay monthly accounts PAUL MATHER ★★★★☆ 6 10	New Idea	Medium	High Risk	Low	Low	Possible	3.5 avg 4.3 1/9
Provide mobile bar code scanners to shoppers DUNCAN GRIFFIN ★★★★☆ 6 15	Under Rev	Low	Avg Risk	Very high	Low	Easy	3 avg 5.6 3/8
Remove tills and stores completely and follow the	Awarded	High	Low Risk	Very high	Medium	Easy	7

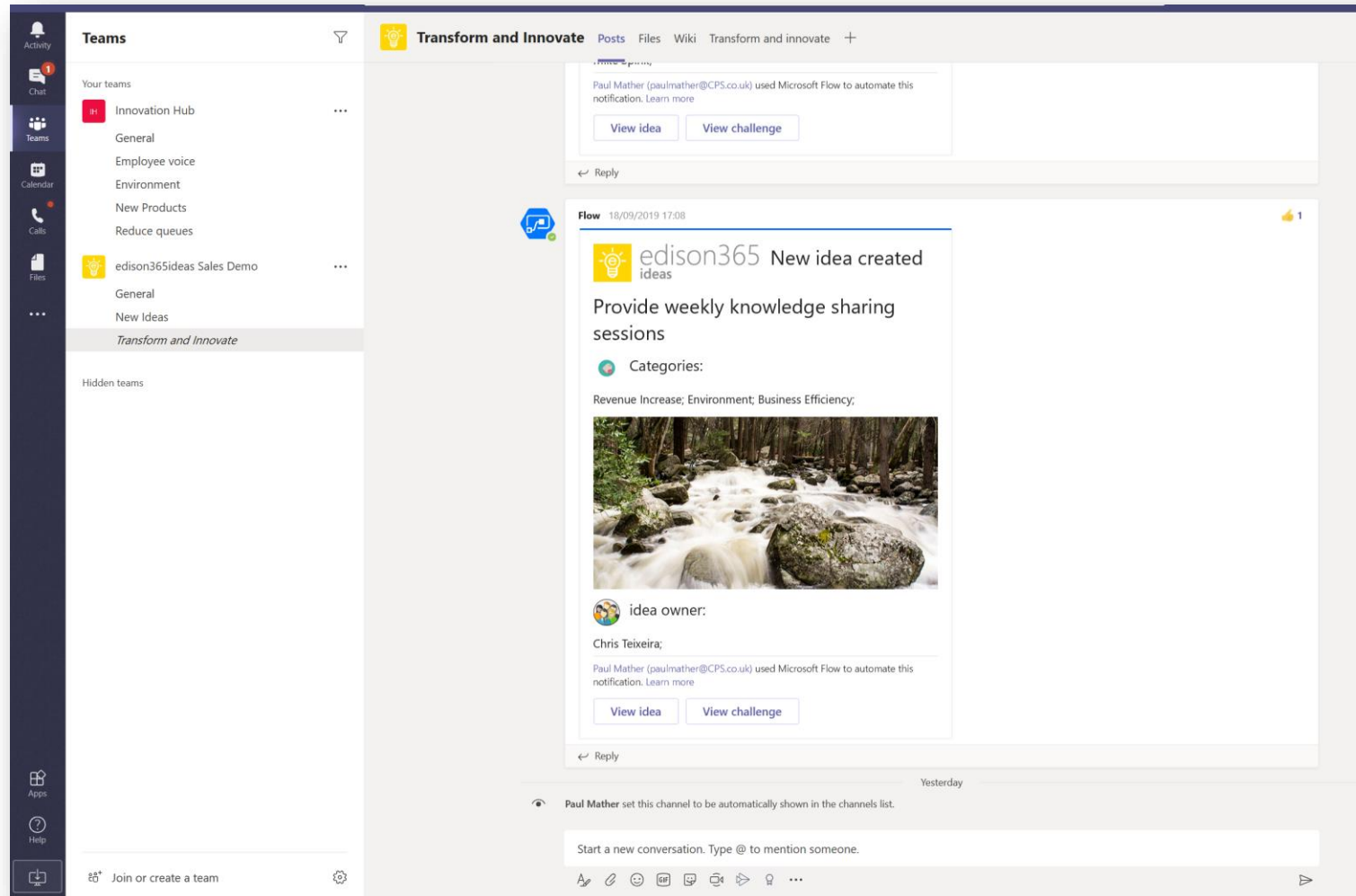
- Embed Challenges & Ideas as tabs within Teams.
- Leverage the full suite of MSFT productivity solutions with other integrated tabs.
- Storage of data in SharePoint Online allows easy integrations with MSFT Power Automate (Flow)

Full Teams integration



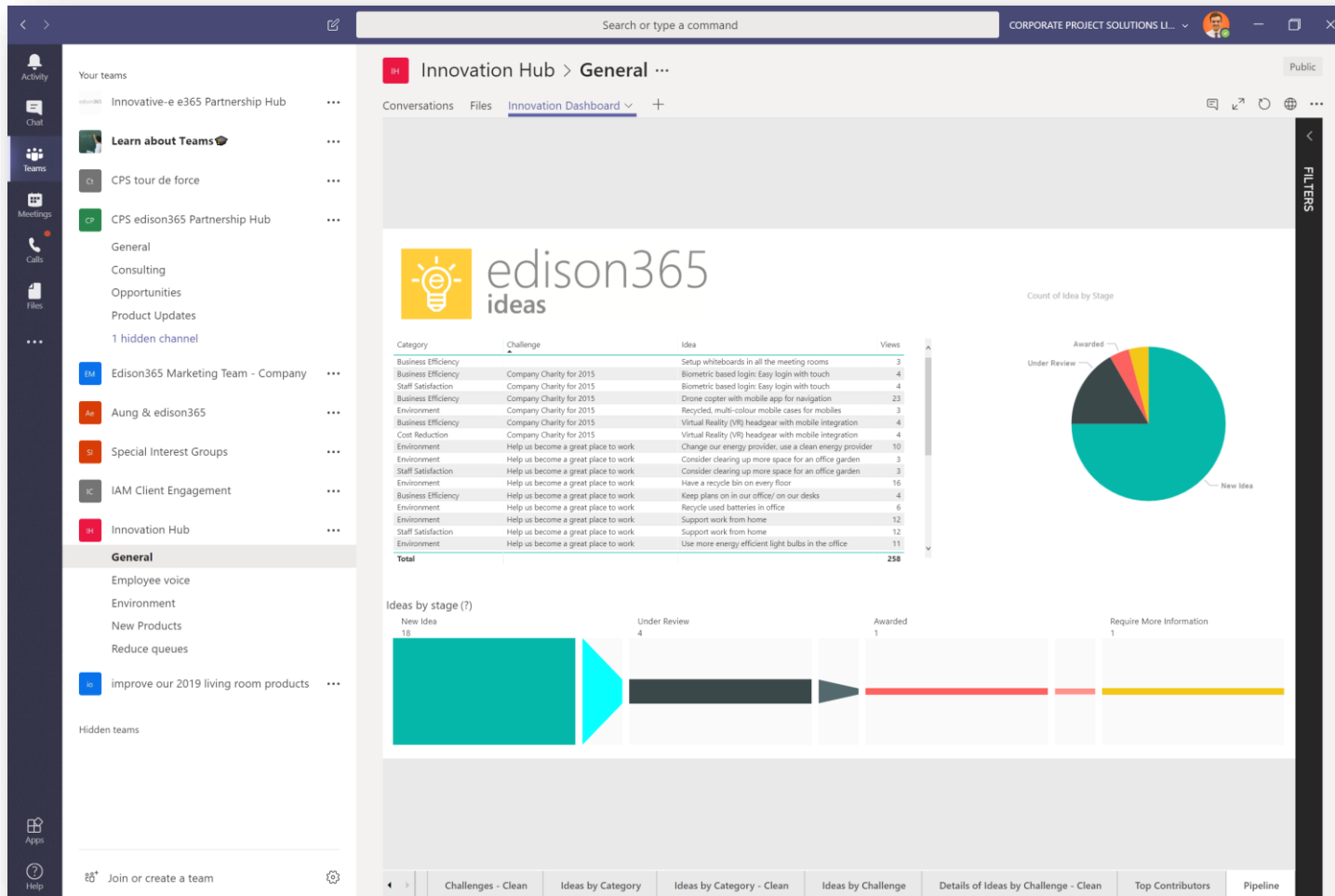
- Embed Challenges & Ideas as tabs within Teams.
- Leverage the full suite of MSFT productivity solutions with other integrated tabs.
- Storage of data in SharePoint Online allows easy integrations with MSFT Power Automate (Flow)

Full Teams integration



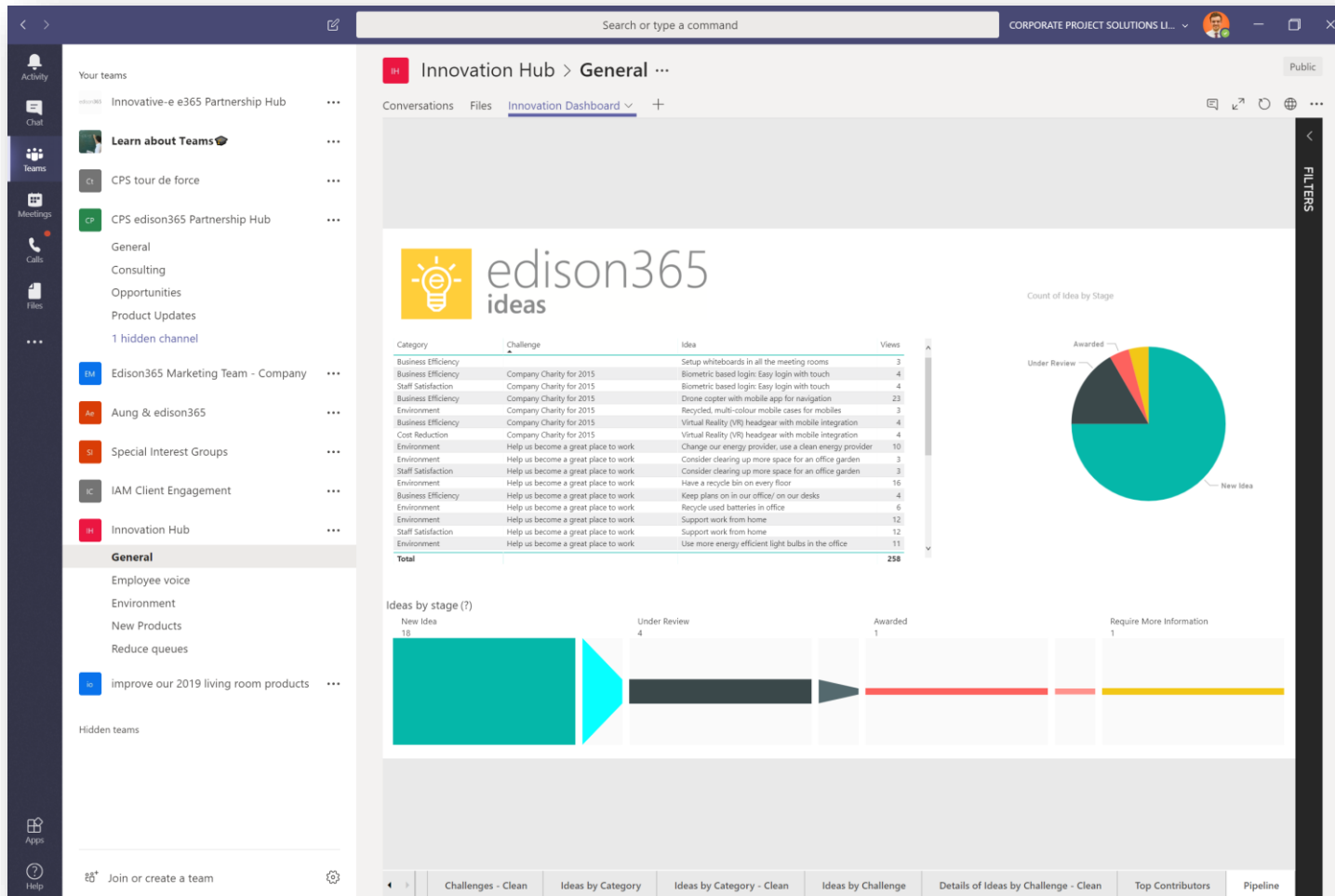
- Embed Challenges & Ideas as tabs within Teams.
- Leverage the full suite of MSFT productivity solutions with other integrated tabs.
- Storage of data in SharePoint Online allows easy integrations with MSFT Power Automate (Flow)

Power BI reports pack



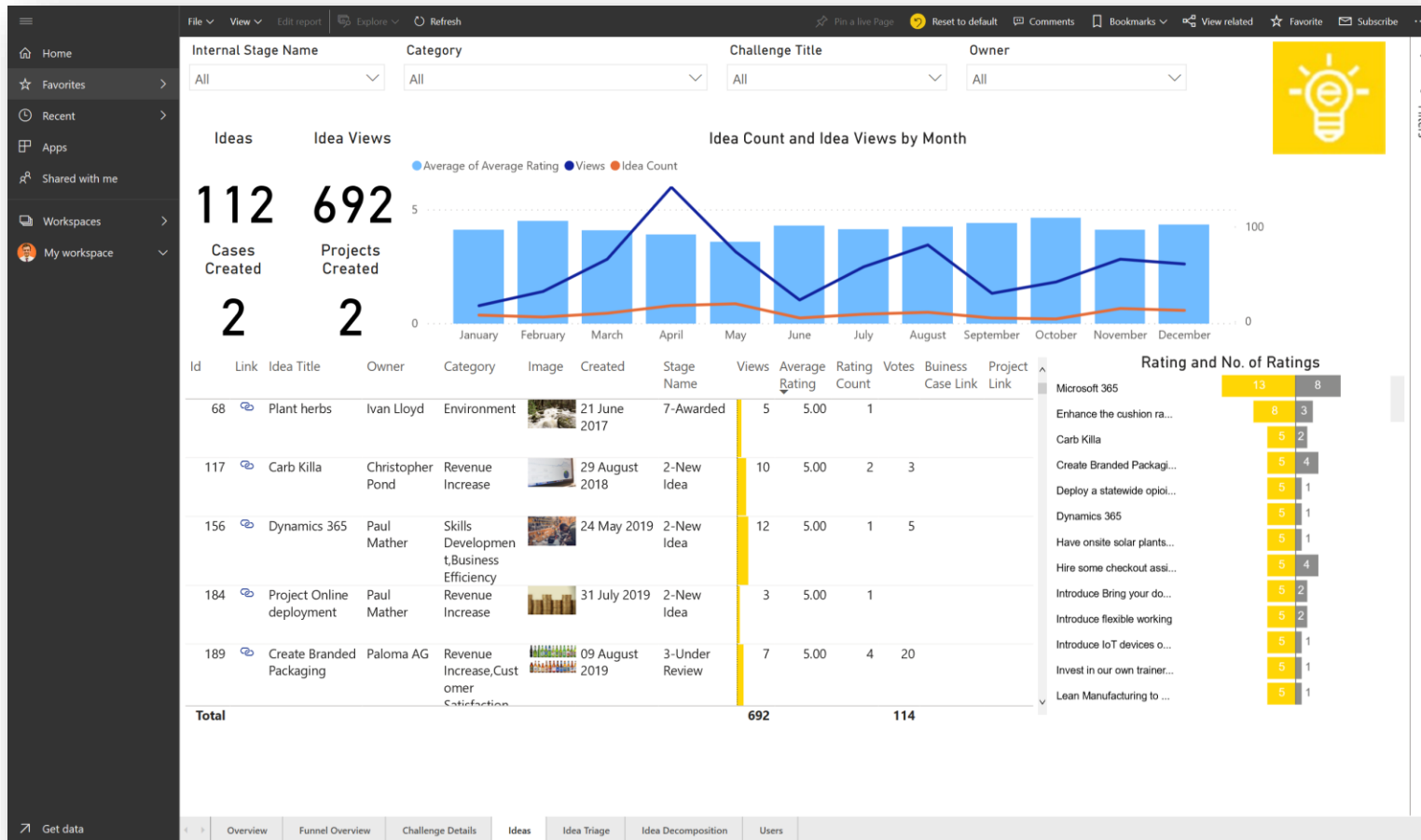
- Roll-up reports accessible via Teams or within the edison365ideas client.
- SPO data storage allows easy integration with existing reporting processes & platforms.

Reporting



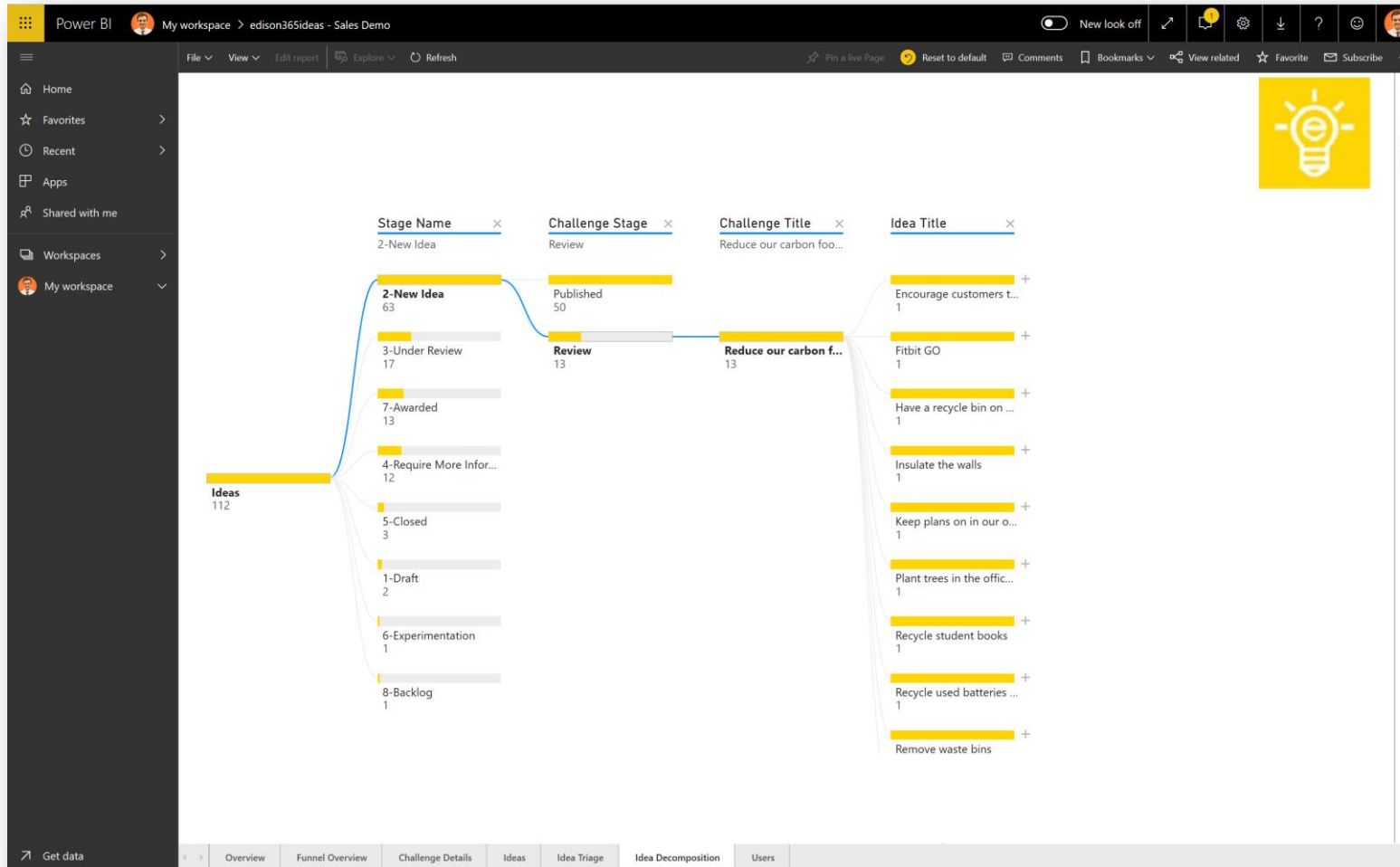
- Roll-up reports accessible via Teams or within the edison365ideas client.
- SPO data storage allows easy integration with existing reporting processes & platforms.

Reporting



- Roll-up reports accessible via Teams or within the edison365ideas client.
- SPO data storage allows easy integration with existing reporting processes & platforms.

Reporting



- Roll-up reports accessible via Teams or within the edison365ideas client.
- SPO data storage allows easy integration with existing reporting processes & platforms.

Support, Updates & Roadmap



Continuous Innovation



edison365 continues to evolve with customer feedback & regular product updates



Enhancements in line with Office 365 product roadmap & updates (Evergreen)

Microsoft Teams, Business Case & Benefits



Zero maintenance / custom development overhead



edison365
ideas

Customers & Case Studies



600+

WORLDWIDE
ENGAGEMENTS



200+

HAPPY
CUSTOMERS



500+

YEARS
OF EXPERIENCE



14+

GLOBAL
PARTNERS



COAL, MINERALS AND RENEWABLE
ENERGY

edison365 is the perfect
solution provider for us.

"With 6,000 users across multiple locations and with varying technical capabilities it was essential that the idea platform we selected was user friendly.."



MANUFACTURING AND RESEARCH &
DEVELOPMENT

edison365ideas ticks all the
boxes

"Nothing else that we reviewed or tested matched our requirements, edison365ideas is delivering over and above what we need and expected..."




MANUFACTURING AND RESEARCH &
DEVELOPMENT

Making adding ideas
simple and quick was vital

"edison365's alignment with our strategic platform, Office 365, made perfect sense. We are really excited by the opportunities the platform presents."



edison365
ideas



edison365
businesscase



Business cases are *important*

Organizational success requires correct project prioritisation and an understanding of where benefits are being delivered
Companies that fail to manage their pipeline and assess their outcomes will fail to stay competitive



Maximise growth



Expand capabilities



Optimize resource allocation



Deliver better services



Provide for innovation




Eliminate inefficiencies

How do organizations build business cases?

A combination of:

- Excel
- Email
- Collaboration platform
- ERP
- Other



This screenshot displays a business case document, specifically the 'Executive Summary' section. It includes sub-sections like '1.1 Business Need', '1.2 Anticipated Outcomes', '1.3 Justification', and '1.4 Critical success factors'. The document is formatted with headings, bullet points, and a table for justification. The footer indicates 'PAGE 6 OF 23'.

This screenshot shows a software interface for job estimating and quote generation. It includes sections for 'General Information', 'Customer Information', 'Quote and Run Quantities', and 'Production'. The 'Production' section contains a detailed table of costs and quantities.

Op	Workcenter	Rate	Total	Gross	%	Net	Rate	Cost/Each
10	Setup	25.00	25.00	60.00	90	0.00	0.00	0.0000
20	CNC50 301.1	4.00	90.00	100.00	12.00	0.00	0.00	6.1667
30	Inspection	0.00	25.00	0.00	0.00	0.00	0.00	0.0000

Part	Quantity	Unit Cost	Total Cost	Unit Price	Total Price
812144PLATE	3240.16	2.00	6480.32	2.00	6480.32

Current processes are not sufficient



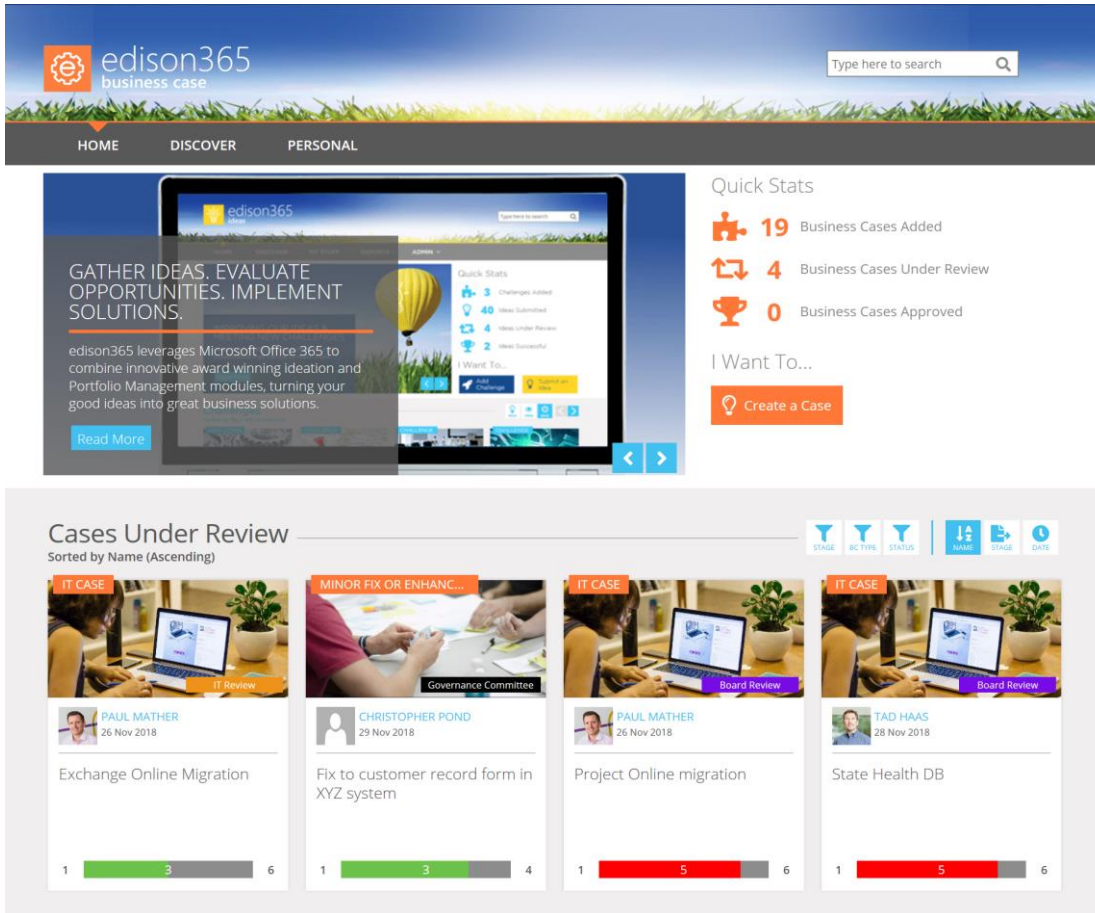
Inconsistent

Poor visibility

Lack of ownership

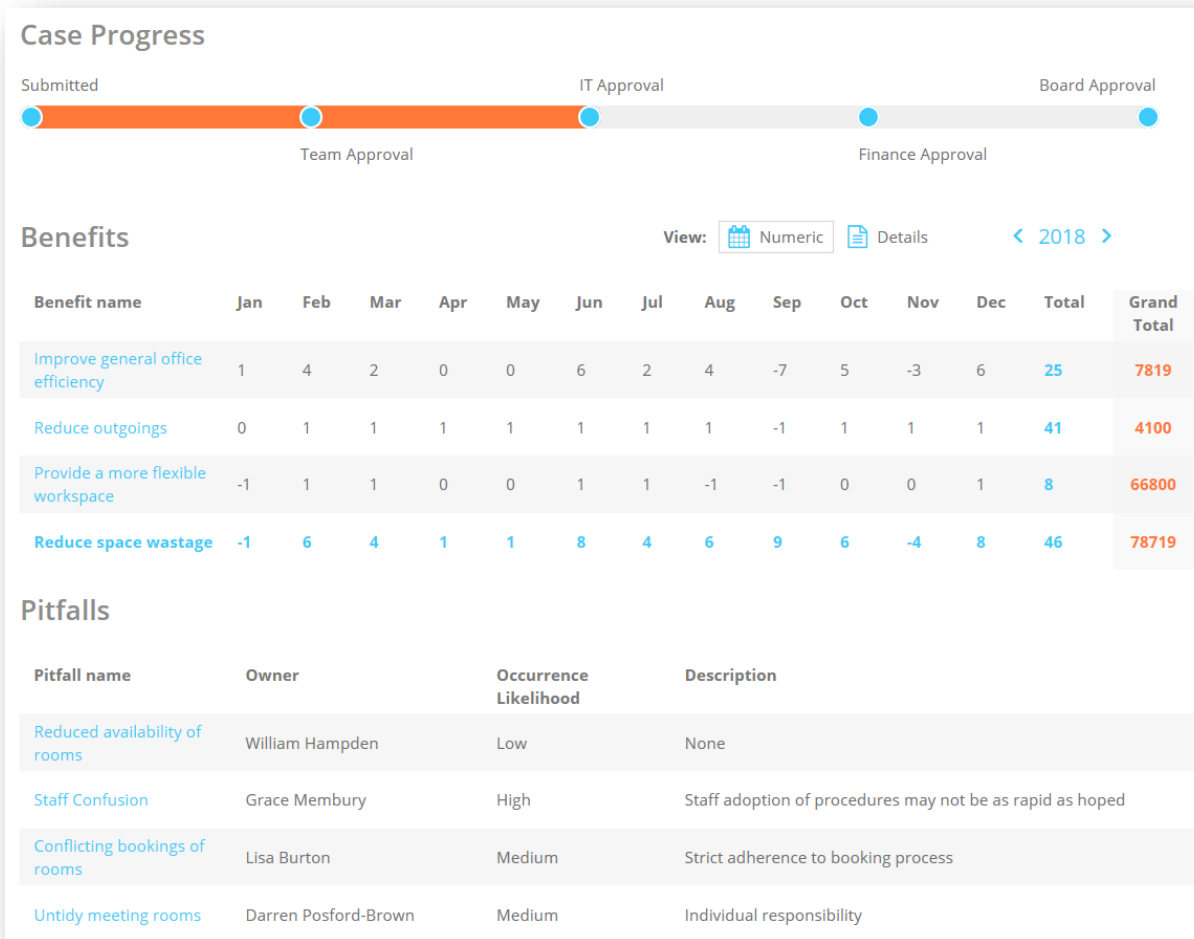
- Cases are hard to compare and prioritize.
- Approval is slow and difficult to accelerate.
- Benefit assessment is challenging as cases are lost or incomplete.
- This leads to **bad decisions**.

Intuitive User eXperience



- Card based responsive design
- Touch enabled
- Easily visible KPIs & status
- Rapid adoption
- Integrated with other edison365 modules.

Repeatable ways of working



- Form based information capture:
 - Benefits
 - Pitfalls
 - Benefits
 - Costs
 - Risks
 - Resources
- Multiple data visualisations
- Varying case templates

Completely configurable form building

The screenshot displays the 'Form Designer' interface. On the left, a sidebar contains a tree view of components: 'Zones', 'Fields', and 'Tables'. Under 'Fields', there are categories: 'Aggregated' (Investment Appraisal), 'Periodic' (Benefits, Costs, Pilot Costs, Resources), 'Standard' (Lessons Learned, Responsibility, Risks, Stakeholders, Steps - Phase 1 through 6), and 'Timescale' (Pilot Timescales, Timescales). The main area is titled 'Form Design' and includes a 'Load Form Design' dropdown. Below this, 'Form Properties' shows 'Label' as 'Form Label' and 'Internal Name' as 'Internal Name'. The 'Design Surface' has tabs for 'Overview' and 'Details'. The form structure includes a 'Set Header' section with an 'Executive Summary' field, followed by two side-by-side input fields for 'Email' and 'Name'. Below these is another 'Set Header' section with a 'Pitfalls' table. The table has columns for 'Pitfall Name', 'Owner', 'Occurrence Likelihood', and 'Description'. A 'New row' button is visible at the bottom of the table.

- Simply create fields, tables & forms to match existing processes.
- Report across fields & tables at the case, type and portfolio level.
- Drag and drop to build case templates.
- Pre-populate templates with best practice data.

Total visibility

The screenshot displays the 'edison365 business case' dashboard. At the top, there's a navigation bar with 'HOME' and 'PERSONAL' tabs. Below this, the user profile for 'SAMMY JANKIS', Digital Content Analyst and Strategist, is shown with a 'View company profile' button. To the right, 'My Stats' are listed: 3 Business Cases Owned, 20 Business Cases Managed, 4 Business Cases to Approve, and 2 Business Cases Approved. Below the stats are three tabs: 'Managed Cases', 'My Business Cases', and 'My Approvals'. The main section is titled 'Cases Requiring Action' and is sorted by Views (Ascending). It contains four columns of cases, each with a title, a 'Next Approval' status, the approver's name, and a list of approvers with their roles. The cases are: 1. 'Improved operational efficiency across all departments' (Next Approval: Board, Approver: SAMMY JANKIS, Date: 02/08/2017). 2. 'Creating breakout areas in the office reception' (Next Approval: IT, Approver: JANETTE WILLIAMSON, Date: 02/08/2017). 3. 'Maximising our efficiency for meeting room usage' (Next Approval: Team, Approver: JANETTE WILLIAMSON, Date: 02/08/2017). 4. 'Improve web-based security in a centrally manageable way...' (Next Approval: Finance, Approver: JANETTE WILLIAMSON, Date: 02/08/2017). At the bottom, there's a section for 'Cases Awaiting Approval'.

edison365 business case

HOME PERSONAL

SAMMY JANKIS
Digital Content Analyst and Strategist
[View company profile](#)

My Stats

- 3 Business Cases Owned
- 20 Business Cases Managed
- 4 Business Cases to Approve
- 2 Business Cases Approved

Managed Cases My Business Cases My Approvals

Cases Requiring Action
Sorted by Views (Ascending)

Case Title	Next Approval	Approver	Date
Improved operational efficiency across all departments	Board	SAMMY JANKIS	02/08/2017
Creating breakout areas in the office reception	IT	JANETTE WILLIAMSON	02/08/2017
Maximising our efficiency for meeting room usage	Team	JANETTE WILLIAMSON	02/08/2017
Improve web-based security in a centrally manageable way...	Finance	JANETTE WILLIAMSON	02/08/2017

Cases Awaiting Approval
Sorted by Views (Ascending)

- View entire case portfolio
- Identify (and resolve) approval bottlenecks
- Easily understand personal tasks and timescales

Case review actions linked to O365 accounts

[HOME](#) [DISCOVER](#) [PERSONAL](#)

Draft

More Details

IT Review

Finance Review

Board Review

Decision

State Health DB

Version

Select Version

Create Version

Case

Management

Documents


History


Properties


Edit


Stage Review


Delete


 Owners *


 **TAD HAAS**
Executive Vice President


 **DUNCAN GRIFFIN**
Business Development Consultant


 Managers


 **CHRISTOPHER POND**
Solution Sales Director

 **PAUL MATHER**
Head of PPM Solution Architecture

 Reviewers

 **CHRIS EDWARDS**
Service Management

 **JEAN BRADBURY**
Finance

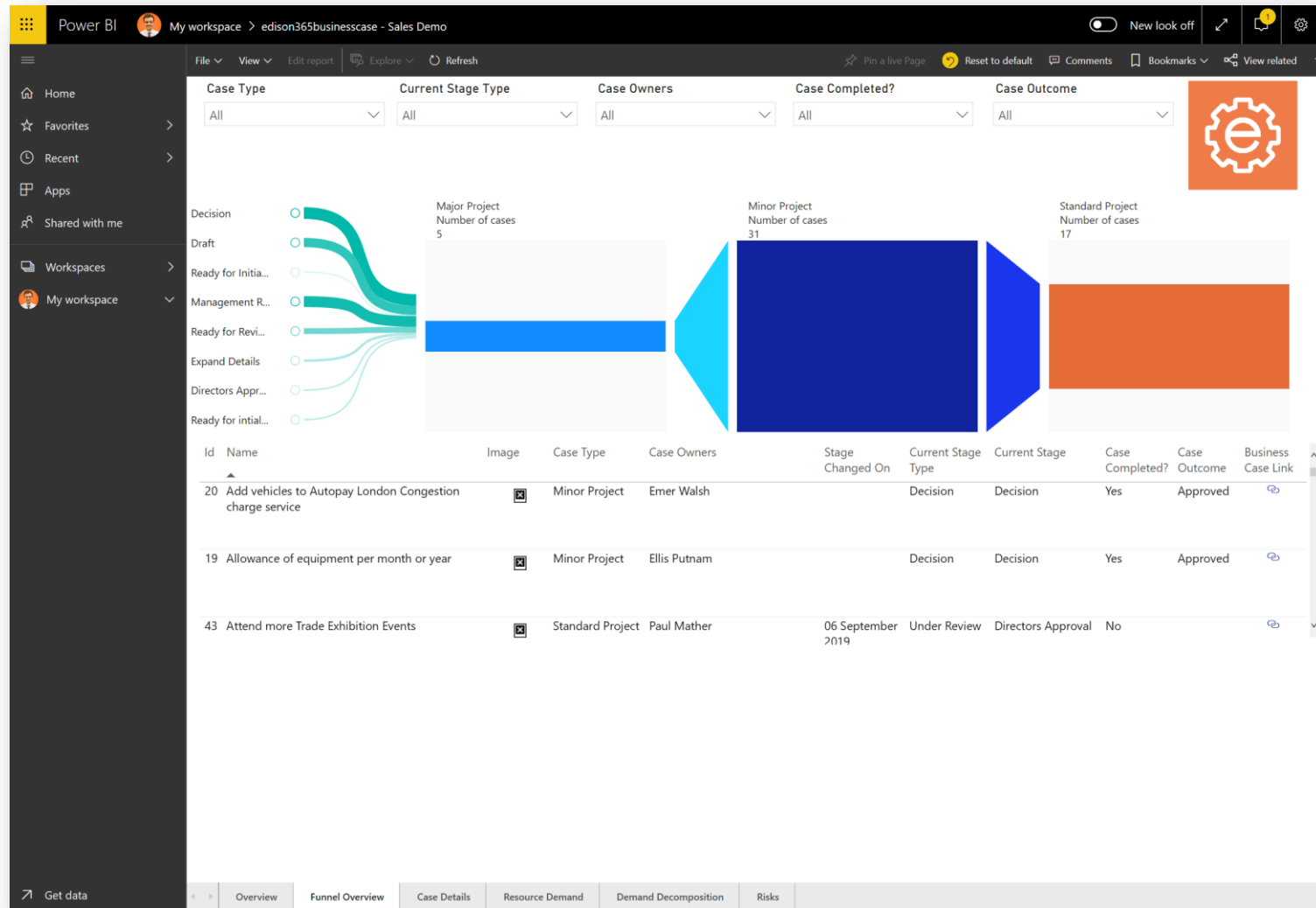
 **JAKE FAVELL**
Product Development

Full Teams integration

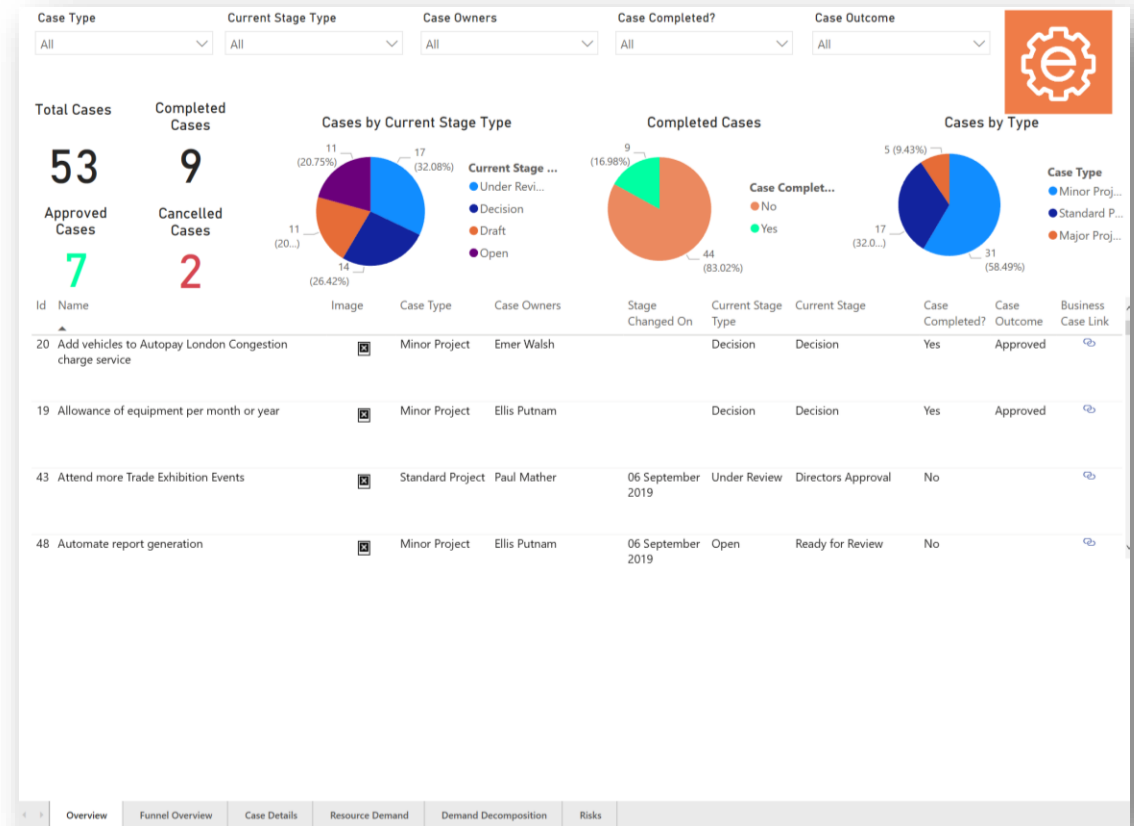
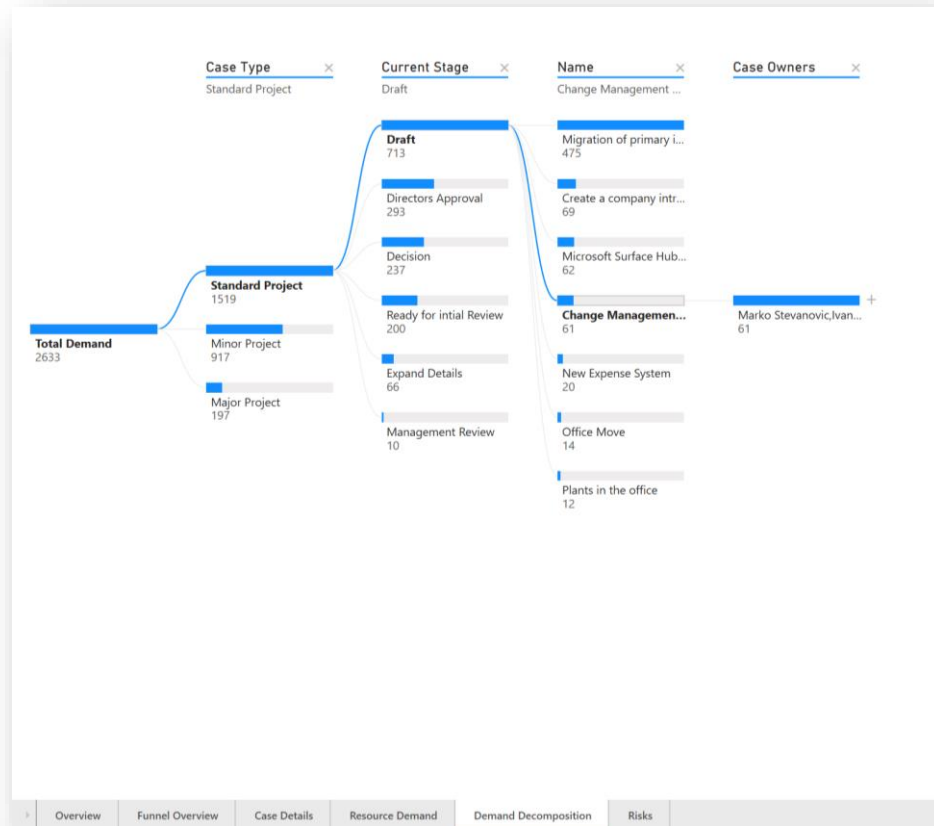
The screenshot displays the Edison365 Teams integration interface. On the left is a sidebar with navigation options: Activity, Chat, Teams, Calendar, and Files. The 'Teams' section is expanded, showing a list of teams including 'Innovative-e e365 Partnership Hub', 'Learn about Teams', 'General', 'Urgent demo', '1 hidden channel', 'CPS tour de force', 'CPS edison365 Partnership Hub', 'Edison365 Marketing Team - Company', 'Aung & edison365', 'Special Interest Groups', 'IAM Client Engagement', 'Innovation Hub', 'Employee voice', 'Environment', 'New Products', 'Reduce queues', 'improve our 2019 living room products', 'Finance Team', and 'Hidden teams'. The main content area is titled 'Innovation Hub > Environment' and contains several reports:

- Executive Summary:** A recent State mandate and constituent demand require near-term IT response. This can either be let internally from IT ops or 3rd party. Current research suggest we have the skill set and interest in executing directly. Partially as this effort can have significant care-over for other agencies facing a similar problem AND it allows STATE IT do enhance skill sets for Azure rapid prototyping, security and deployment. Aside from saving significant admin processing time today, mere access to this critical data is expected to positively impact and potentially save lives.
- Benefits:** A table showing benefits over time from January to December, with a total and grand total for each year.
- Pitfalls:** A table showing pitfalls over time from January to December, with a total and grand total for each year.
- Timescales:** A timeline view showing tasks and their start dates from 2017 to 2020.
- Costs:** A table showing costs over time from January to December, with a total and grand total for each year.

Portfolio, type & case level interactive reporting



Portfolio, type & case level interactive reporting






edison365
projects



Project Online

- Single source of information
- Portfolio, Project & Resource data
- Team collaboration via SharePoint
- Configurable & extensible
- Single solution for all users
- An Office 365 workload



edison365projects

- Extend & transform **Project Online**
- Simplified user experience (UX)
- Noticeable value from day one
- Comprehensive BI
- PMI and PRINCE2 support
- Built on experience & good practice
- Award winning

The screenshot displays the edison365projects dashboard. At the top, the logo 'edison365 projects' is shown next to a green hexagonal icon with a white 'e'. Below the logo is a navigation bar with 'HOME', 'PERSONAL', and 'REPORTS'. The main content area features a large blue banner with a monitor displaying the dashboard interface. Text on the banner reads: 'A PLACE FOR EVERY IDEA. edison365ideas allows you to crowdsource ideas from inside your business to achieve specific, valuable problem-solving, while giving employees a voice and a platform.' A 'Read More' button is at the bottom left of the banner. To the right of the banner is a 'PWA Stats' section with four metrics: 37 Live Projects (gear icon), 0 Projects started in last 30 days (calendar icon), 0 Project ending in 30 days (flag icon), and 65% of live projects on schedule (clock icon). A green 'Add Project' button is at the bottom of the stats section. Below the banner is a 'Latest Projects' section, sorted by Start (Ascending). It shows four project cards: 1. 'PSPlus to Edison project mi...' by Paul Mather, status '1_ACTIVE', 'Started'. 2. 'Global IT Rollout' by Paul Mather, status '1_ACTIVE', 'Running Late'. 3. 'Resource Planing Tool' by David J Dunning, status 'STATUS NOT SET', 'Not Started'. 4. 'Matts Demo Team Plan' by Matt Cooper, status 'STATUS NOT SET', 'Not Started'. Each card includes a small profile picture and a brief description.

Drilldown

- Engaging UX
- One click to view project/programme details
- See key milestone progress
- One click to update
 - Documents
 - Risks
 - Issues
 - Run highlight reports
 - ...

The screenshot displays the Edison365 Projects web application. The header features the Edison365 logo and navigation tabs: HOME, DISCOVER, PERSONAL, REPORTS, and MODELS. The main content area is titled 'Acquisition Target Analysis' and includes a sub-section 'About this Project' with a description of the project's goal. A timeline of milestones is shown, with each milestone having a date, time, and status. A sidebar on the right provides a 'Related Programme' overview, including the Project Owner (IVAN LLOYD), a progress bar, and various metrics like tasks due, overdue, issues, risks, and documents. At the bottom of the sidebar, there are buttons for 'Edit Project', 'Project Site', 'Add issue', 'Add risk', 'Documents', 'Milestone Gantt', 'Highlight Report', 'Financial Manager', 'Risk Matrix', 'Dependency', and 'Risk to Issue'.

edison365 projects

HOME DISCOVER PERSONAL REPORTS MODELS

Acquisition Target Analysis

About this Project

Investigation and comparison of target companies for potential acquisition. The project will identify a maximum of 6 companies from the competitor landscape and then undertake a detailed analysis of strengths, weaknesses, opportunities and threats on each as well as where appropriate providing initial value estimations and benefits of acquisition.

1 ACTIVE

Running late

Discuss History

Date	Milestone	Status
3 Jul 2017 / 12:00	Unit testing complete	Not completed, on track
24 May 2017 09:00	Development complete	Not completed, on track
15 Mar 2017 09:00	Development Complete	Completed, on track
8 Mar 2017 09:00	Design Complete	Completed, on track
8 Mar 2017 09:00	Design complete	Completed, on track
9 Feb 2017 12:00	Discovery Complete	Completed, on track
4 Jan 2017 17:00	Scope complete	Completed, on track

Related Programme

Project Owner

IVAN LLOYD
Project Manager

11 Dec 2016 24 May 2018

119 Days since last update

0 Tasks due this month

50 Tasks overdue

15 Issues

7 Risks

10 Documents

Schedule RAG: Red

Owner RAG: Green

Owner Risk / Issue RAG: Red

Objective: Business Growth

Edit Project Project Site

Add issue Add risk

Documents Milestone Gantt

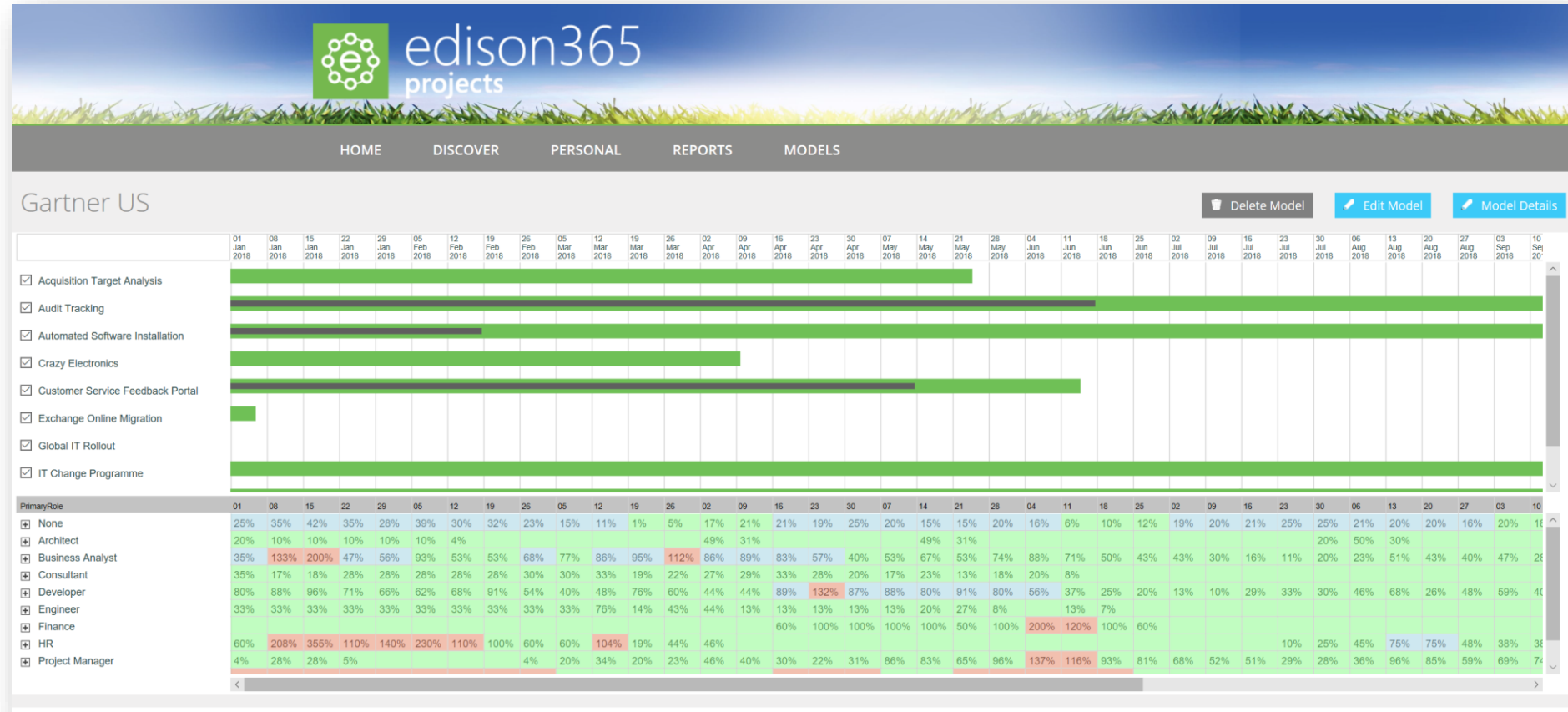
Highlight Report Financial Manager

Risk Matrix Dependency

Risk to Issue


Portfolio Resource Modeller

- Model multiple resource scenarios
- Understand resource capacity across projects
- Model adding or removing resource capacity
- What-if?



Reports


- App based reports
- Configurable
- Web, PDF and PNG outputs



edison365 projects

HOME DISCOVER PERSONAL **REPORTS** MODELS

Reports



Milestone Gantt

The Milestone Gantt add-in will give users visibility of project milestones on a Gantt style chart. The milestones are displayed with various colours and shapes depending on the milestone status.




Portfolio Swimlane

The Portfolio Swimlane add-in enables the organisation to view the projects based on definable swim lanes for great visual indication of the project status.



Highlight Report

Highlight reports can be produced at both the project and programme level, in turn offering the ability to drive a trend report found on the project site.




Risk Matrix

The Risk Matrix will give great visibility of project risks plotted on a configurable matrix grid. This report will allow users to quickly visualize the risks and make management decisions.



Resource Forecast Report

The Resource Forecast report gives users the ability to view resource demand / availability at a summary level and interactivity drill down to the details to easily find the resource overloads.



Financial Manager Report

The Financial Manager report will give users the ability to view project financials for costs such as Budget, Forecast and Actuals that have been entered via the Financial Manager.

Personal

- View what's specific to you
- Easy access
- Help improve adoption

The screenshot displays the 'My Page' dashboard for a user named Christopher Pond. The interface is divided into several sections:

- Header:** Features the Edison365 Projects logo and a navigation bar with links to HOME, DISCOVER, PERSONAL, REPORTS, and MODELS.
- My Projects:** A section titled 'My Projects' (Sorted by Start (Ascending)) showing a project card for 'EY2020' with a status of 'STATUS NOT SET' and a progress bar from 8 Aug 2018 to 25 Sep 2018.
- Other Projects:** A section titled 'Other Projects' (Sorted by Start (Ascending)) displaying three project cards:
 - Acquisition Target Analysis:** Status '1_ACTIVE', 'Running Late', managed by Ivan Lloyd, with a progress bar from 11 Dec 2016 to 24 May 2018.
 - Office 2016 rollout prep:** Status '4_CLOSED', 'Completed', managed by Paul Mather, with a progress bar from 5 Jun 2017 to 17 Aug 2017.
 - edison365 Introduction:** Status '1_ACTIVE', 'Started', managed by Aquila Sands, with a progress bar from 7 Jul 2017 to 19 Dec 2017.
- My Stats:** A sidebar section showing various metrics with icons and counts:
 - Issues assigned: 0
 - Risks assigned: 0
 - Timesheets overdue this calendar month: 0
 - Projects not updated in the last 14 days: 0
 - Projects behind schedule: 0
- THIS CALENDAR MONTH:** Capacity hours: 184, Assigned hours: 0.
- NEXT CALENDAR MONTH:** Capacity hours: 160, Assigned hours: 0.
- My Links:** A section with links to 'Timesheet' and 'Project Center'.

Discover

- Use Office 365 search
- Easily find what you need

The screenshot displays the 'edison365 projects' web application. The top navigation bar includes links for HOME, DISCOVER, PERSONAL, REPORTS, and MODELS. Below this, a secondary navigation bar features tabs for Projects, Programmes, Issues, Risks, and RFCs. The main content area is divided into three sections: Owner, Programme, and Primary Objective. The Owner section lists users like Paul Mather (4), Ivan Lloyd (4), and Lester Lovelock (3). The Programme section lists various programs such as IT Programme (10), P003 (8), and Business 2020 (7). The Primary Objective section lists objectives like Business Growth (10) and Infrastructure (9). The central 'Projects' section, sorted by Start (Ascending), displays a grid of project cards. Each card includes a status label (e.g., 1_ACTIVE, 4_CLOSED), a title, a user profile picture, a description, and a progress bar with start and end dates. For example, the 'Acquisition Target Analysis' project by Ivan Lloyd is 'Running Late' and scheduled from 11 Dec 2016 to 24 May 2018. The 'Office 2016 rollout prep' project by Paul Mather is 'Completed' and scheduled from 5 Jun 2017 to 17 Aug 2017. The 'edison365 Introduction' project by Aquila Sands is 'Started' and scheduled from 7 Jul 2017 to 19 Dec 2017. Other projects include 'Agile Product Development', 'Mobile Content Manageme...', and 'ArrowHead Flowshare'.

edison365**projects** enhances adoption

- Simplified user experience*
- Extends reporting
- App extensible
- In-browser Agile task-board
- Project Financials App
- Risk management
- Portfolio resource modelling*
- Datastore*

*requires Azure subscription

edison365  DataStore

