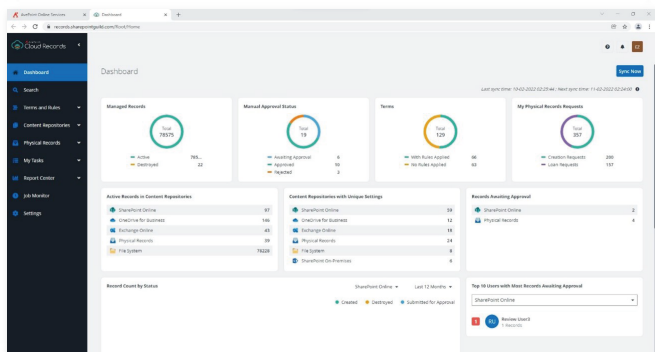


Advanced Information Management

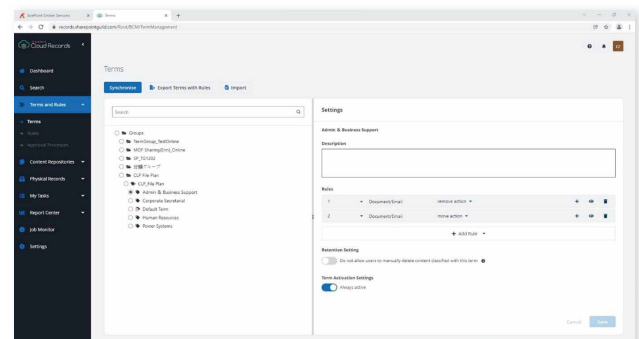
Complete control of your physical and electronic content

Simplified Classification & Taxonomy Management

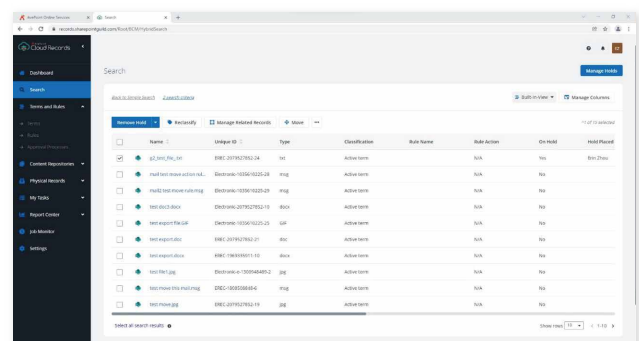
- **Single Interface Management** - Streamline the classification and file plan process with a single interface that allows Records Managers to configure and manage a classification scheme or file plan and apply retention and disposal rules.
- **Rule Application** - The Records Manager can apply multiple rules directly to single classification terms, while also applying retirement settings that dictate the life of the term.
- **Manual or Automatic Configuration** - User input can be configured to be as manual or automatic as your organization requires.
- **Business Classification Management** - Without switching between multiple windows, you can create business classification terms, import terms and retention and disposal rules, associate business classification terms with rules, and synchronize business classification terms—all-in-one place.
- **Maximize Productivity** - Easily link business rules to file plan terms, view all records environments, apply settings, and assign content to business owners through a single pane of glass.
- **Unique Identifiers** - The Records Manager can configure unique identifiers for content across any site collection and according to a predefined pattern. The document or record is assigned the unique ID when it is created or captured – no end user input required.
- **Global Search** - Use metadata to help quickly locate the records you need, applying Boolean operators and up to 10 criteria fields including name, format, type, and classification. Take action right from the search results to manage disposal holds, reclassify documents, declare content as a record, and more.
- **Automatic Classification** - Configure metadata-based auto classification rules to apply file plan terms or classification to content in Microsoft 365, Exchange Online, SharePoint on-premises, and file shares.



Management from a single interface



Business Classification and File Plan Management

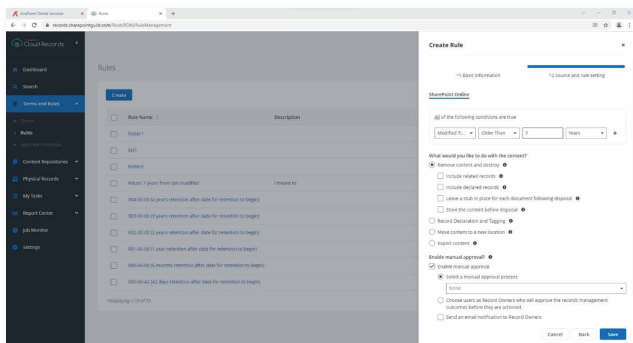


Advanced Search

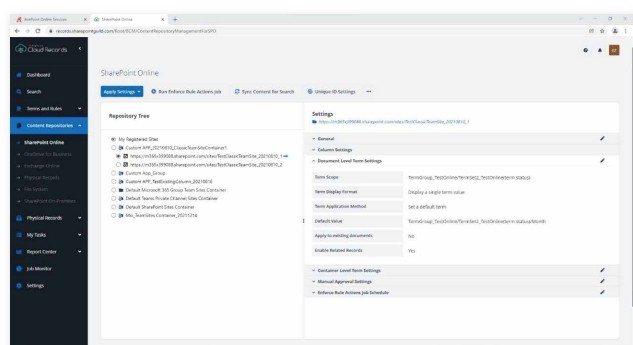
-
- The screenshot shows a Microsoft Teams chat interface. On the left is a sidebar with a search bar, tabs for 'Favorites' and 'Following', and a list of contacts including 'admin@M565827316...'. The main chat area shows a message from 'MOD Administrator' with a red box highlighting the name. The message content includes a link to 'MOD Administrator is inviting you to collaborate on PhysicalRecords' and a text block that says 'Here's the site that MOD Administrator shared with you. Go to PhysicalRecords Follow this site to get updates in your feed.' Below the message is a button that says 'Get the SharePoint mobile app'.

Intuitive Retention & Disposal Rules

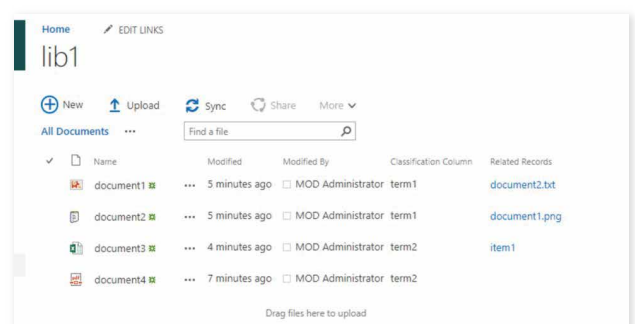
- **Content Lifecycle Settings** - Create, edit, or delete rules to decide whether to retain, remove, archive, destroy, or export current content.
- **Content Repository Management** - Apply information management policies to Microsoft 365 content, Exchange Online, and File Shares, regardless of format, from the time of creation through decisions on retention, disposal, or transfer.
- **Records for Review** - Records Managers can build a multi-stage approval workflow (up to 5 steps) for managing disposal approvals, using a visual workflow builder. Business owners can approve or reject disposal actions with full decision history kept as part of audit trails to support defensible disposal processes.
- **Related Records** - Relate and manage items together whether electronic or physical, choosing to destroy the related record with its parent or separate them to be managed as single items.



Escalate manual approval batch to additional reviewers



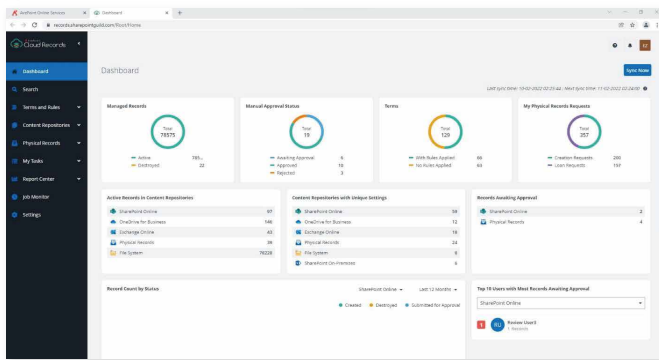
Disposal Action Activity Management



Related Records

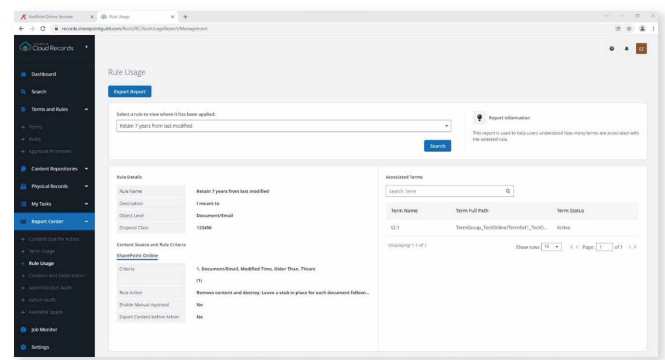
Smart Auditing & Reporting

- **Report Center** - Configure, view, and download reports, and gain a comprehensive understanding of how information is being managed in your electronic and physical environment.
- **Records Management Dashboard** - Display visual reports on a graphical dashboard to allow Records Managers to view details of the number of items being managed by the system, what's been destroyed, who has outstanding approval tasks, and more.



Records Management Dashboard

- **Information Management** - Use reports to proactively manage your information outcomes and report on all actions performed on items or by a user.
- **Administrator Audit Reporting** - Out-of-the-box audit reporting solution displays detailed information of activities, including operation records and export records, performed in Cloud Records within a specific timeframe.
- **Action Management** - Access multiple reports to manage upcoming disposal actions, and interrogate actions performed on an item or by a user.

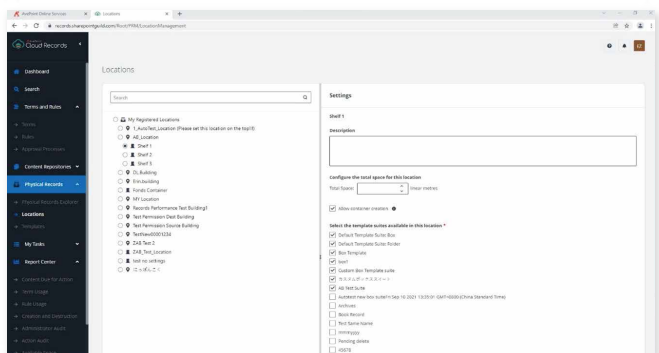


Rule Usage Report

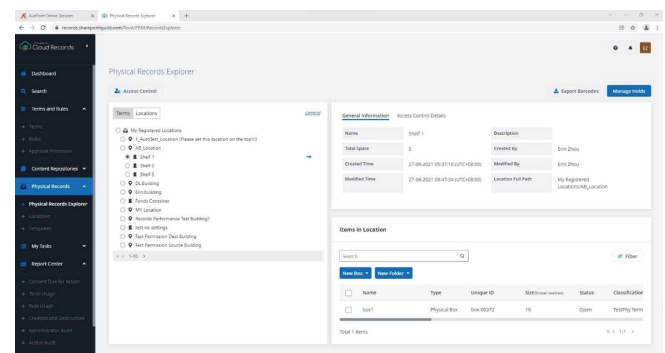
Physical Records Management

- **All-in-One Records Management** - Manage physical items, including cabinets, boxes, folders, and records, using the same classification scheme and business rules.
- **Template Management** - Create different physical templates and template suites for boxes or folders, assigning or inheriting metadata to each.
- **For End Users** - Create requests for the loan of physical folders or boxes as well as request the creation of new physical items triggering an approval workflow to the records management for oversight and review.

- **For Records Managers** - Physical records explorer gives full oversight of what's happening in the physical world including creation, movement and tracking of all physical information across the organization.
- **Access Control** - Apply access controls to physical records for enhanced security.
- **Space Management** - Easily perform simple space management activities using the reporting that comes with physical records.

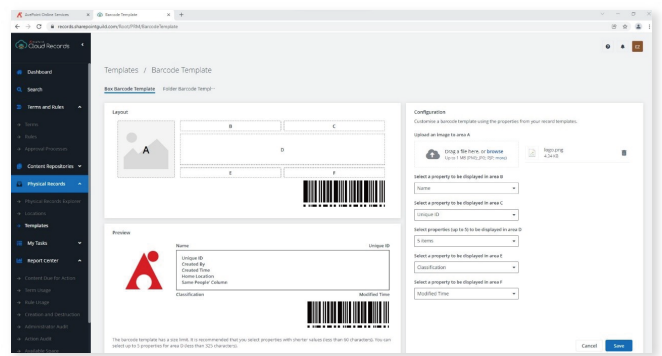


Location Management through the Records Interface



Physical records explorer

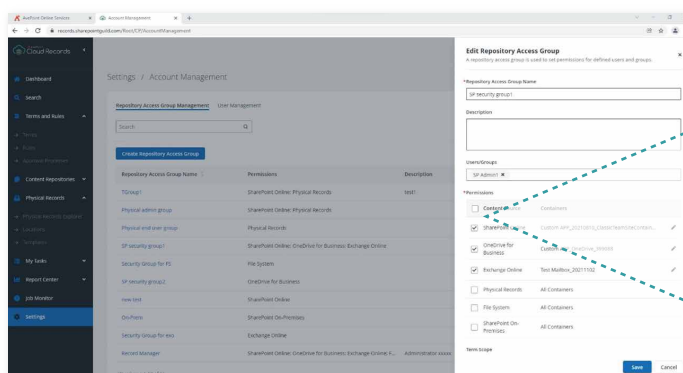
- **AvePoint Records Mobile App** - Scan Cloud Records physical barcodes via the AvePoint Records mobile app to perform actions in bulk, such as moving or updating item status.
- **Customizable Barcode** - Add a logo and up to 5 metadata fields to the barcode label.



Customize physical records barcode

Centralized Management & Security

- **Delegated Access** - Delegate permissions to defined groups or users, allowing management of the content repositories according to different business requirements.
- **Security-Trimming** - Restrict search results and reporting based on previously configured security groups.
- **Physical Records Access Control** - Determine what actions end users can perform on all physical records and place access controls on specific physical locations to restrict access at both location and physical item levels.



Repository access group management

For a comprehensive list of new features in this release, please view our [AvePoint Cloud Records Release Notes](#).

How to Buy AvePoint Products

Contact: 201.793.1111 | Sales@AvePoint.com
 AvePoint Global Headquarters | 525 Washington Blvd, Suite 1400 | Jersey City, NJ 07310

Start your free trial today:
www.avepointonlineservices.com