

NEW PROJECT & POWER PPM

PRESENTATION



**MODERN “READY TO GO”
SOLUTIONS**

SOLUTIONS

Microsoft Partner of the Year
2018 Finalist
Project and Portfolio Management

CONSULTING

Microsoft Partner of the Year
2017 Winner
Project and Portfolio Management

**HACKATHONS, ADVISORY &
CONFIGURATION**

**POWER PPM
TEAM PLANNER
PRESENT IT**

PRODUCTS

Microsoft Partner of the Year
2016 Finalist
Project and Portfolio Management

SUPPORT

Microsoft Partner of the Year
2015 Winner
Project and Portfolio Management

**CUSTOMER CARE &
SUPPORT**

Organizations

get the results they need

Teams

work the way they want

Individuals

achieve their goals

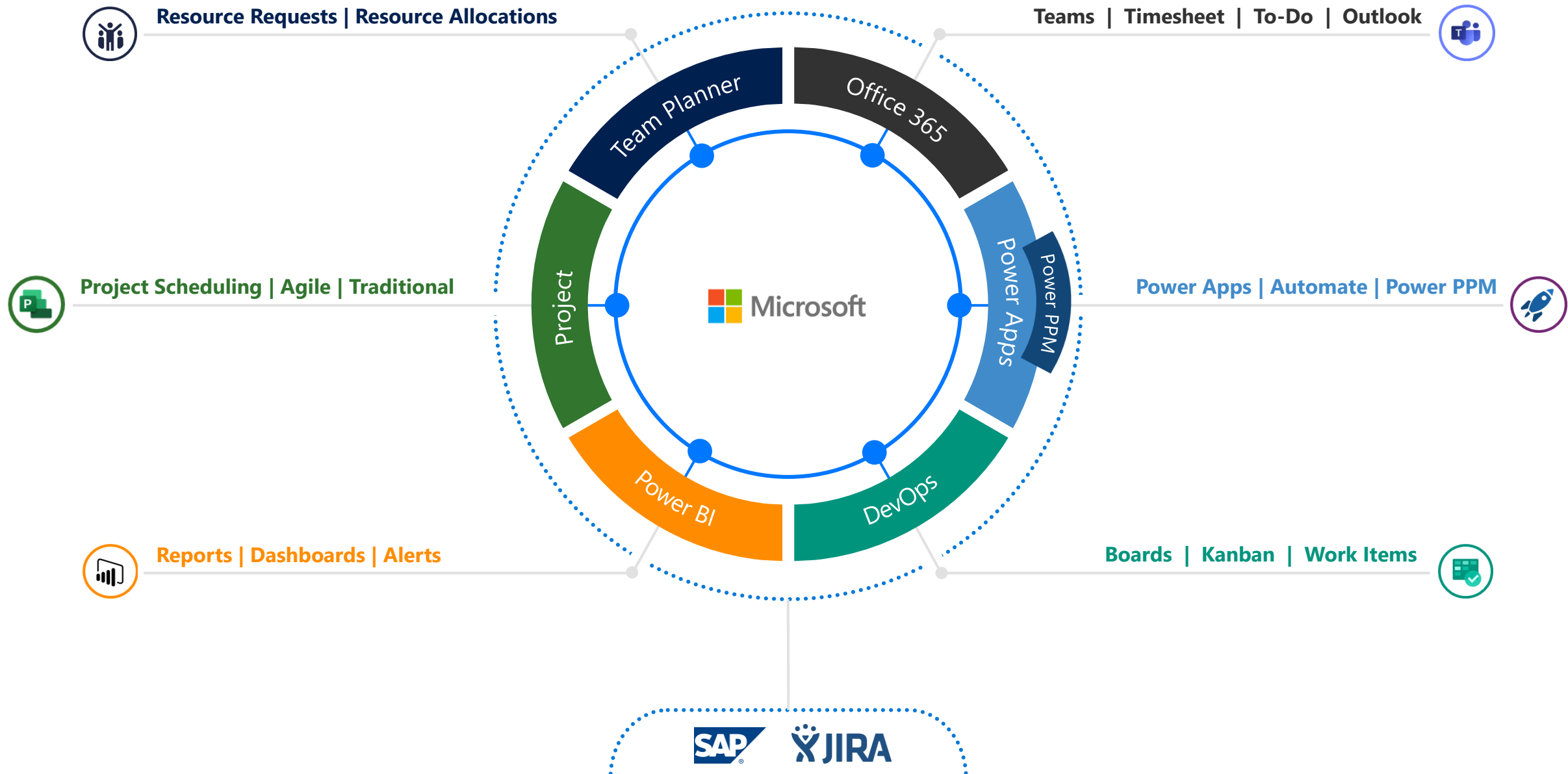


THE VISION

PLATFORM FOR PPM

(LOW CODE-HIGH PRODUCTIVITY)

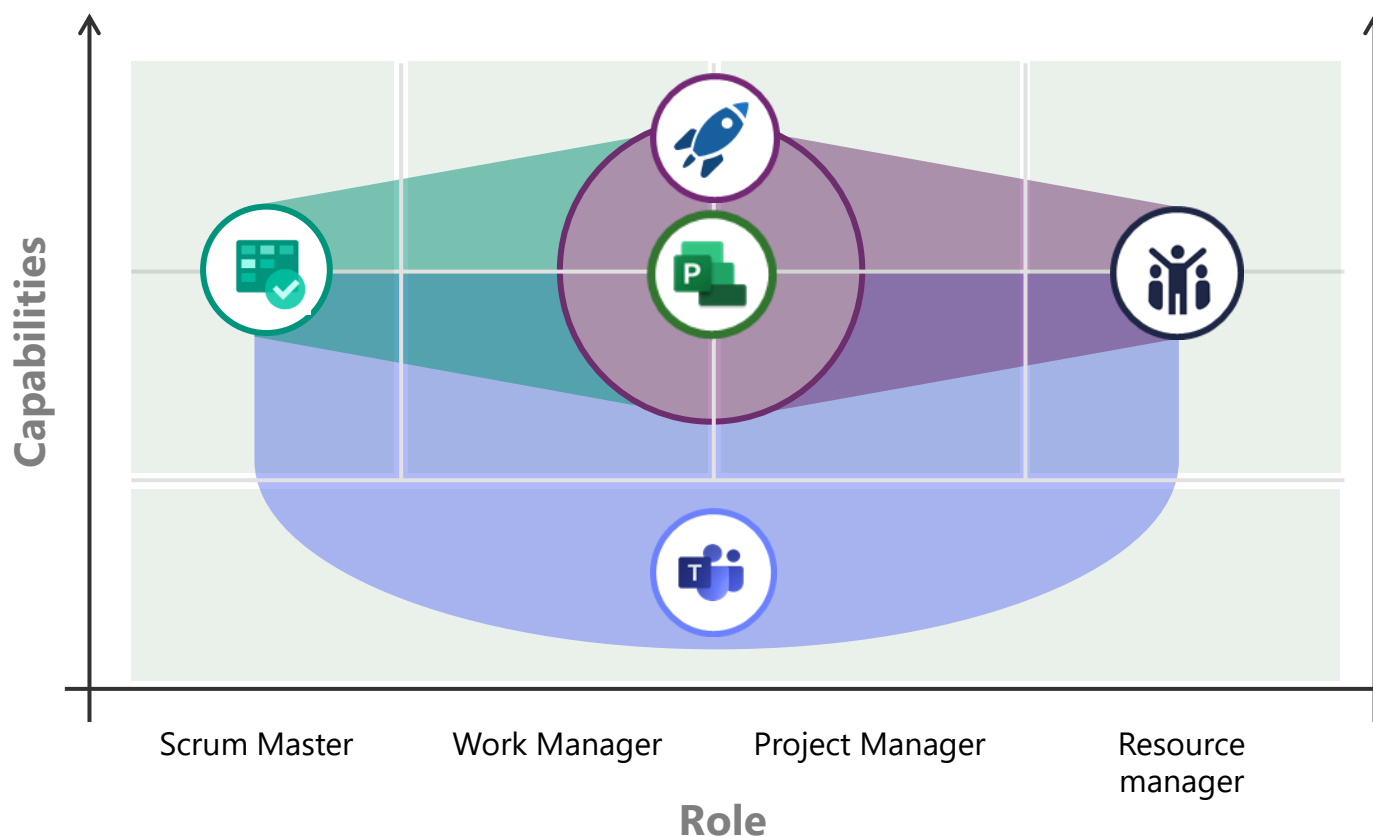






The PMO vision

Teams | DevOps | Project for the web | Power PPM | Team Planner



Teams

Collaboration, documents, meetings and chat



Team Planner

Resource management



Azure DevOps

Agile and Scrum execution of software development work



Power PPM

Framework that delivers advanced PPM capabilities



Project

Visual, intuitive solution designed for everyone

NEW PROJECT & POWER PPM

CAPABILITIES

Project for the web



Grid view

Board view

Gantt view

Roadmaps

Project							
Email campaign to increase rider's awareness							
Oct 21, 2019 - Jan 3, 2020							
Grid Board Timeline							
Name	% complete	Assigned to	Duration	Depends on (before)	Start		
1	100%		8 days		10/21/2019		
2	100%		5 days		10/21/2019		
3	100%		5 days		10/21/2019		
4	100%		1 day	3	10/28/2019		
5	100%		3 days	3	10/28/2019		
6	100%		2 days	4	10/29/2019		
7	36%		12 days		10/31/2019		
8	50%		10 days	6	10/31/2019		
9	0%		2 days	8	11/14/2019		
10	0%		2 days	8	11/14/2019		
11	0%		0 days	9 10	11/15/2019		
12	0%		16 days		11/18/2019		
13	0%		5 days	11	11/18/2019		
14	0%		2 days	13	11/25/2019		
15	0%		1 day	14	11/27/2019		
16	0%		5 days	15	11/28/2019		
17	0%		2 days	16	12/5/2019		
18	0%		1 day	17	12/9/2019		
19	0%		5 days		12/10/2019		
20	0%		1 day	18	12/10/2019		
21	0%		1 day	20	12/11/2019		
22	0%		1 day	18	12/10/2019		
+ Add new task							

Validate email messaging

Pilot email m

Eddie Fusco

Add a note...

Start

10/31/2019

Duration

10 days

Bucket

To-do

Effort

Completed

40 hours

Re

4

Depends on (before)

6 Develop-email messag

Finish 10/30

Add dependency

Project for the web

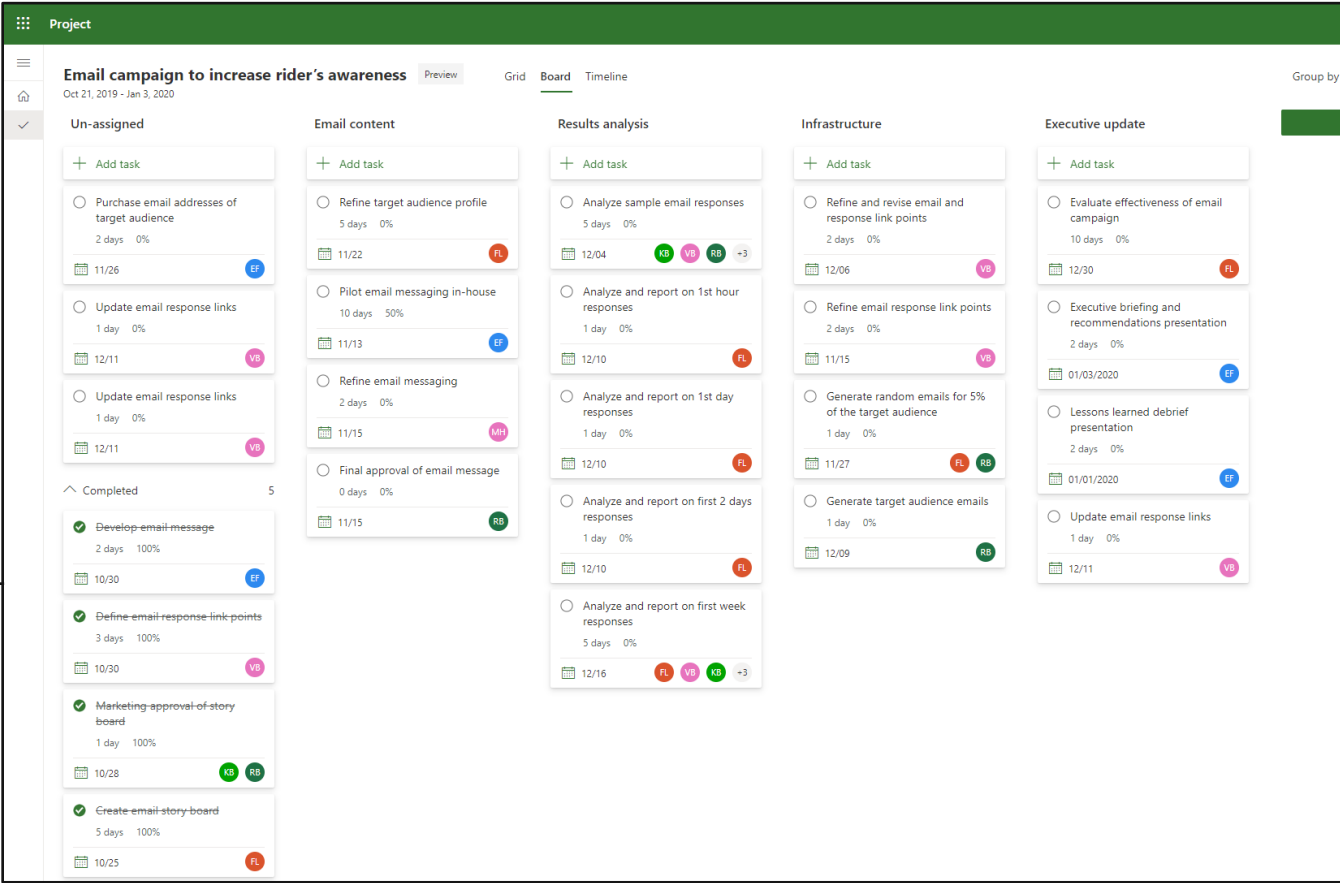


Grid view

Board view

Gantt view

Roadmaps



Project for the web

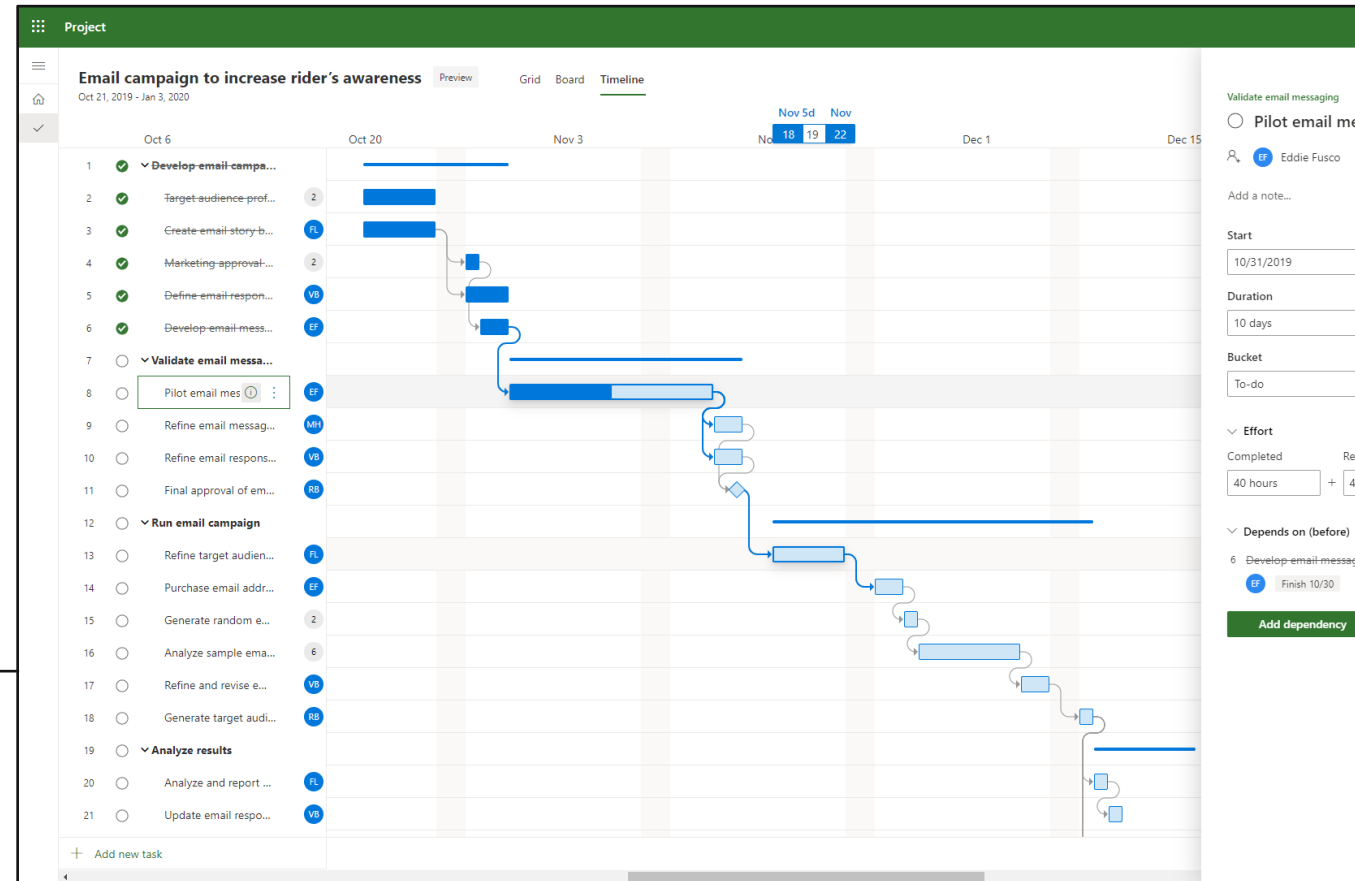


Grid view

Board view

Gantt view

Roadmaps



Project for the web

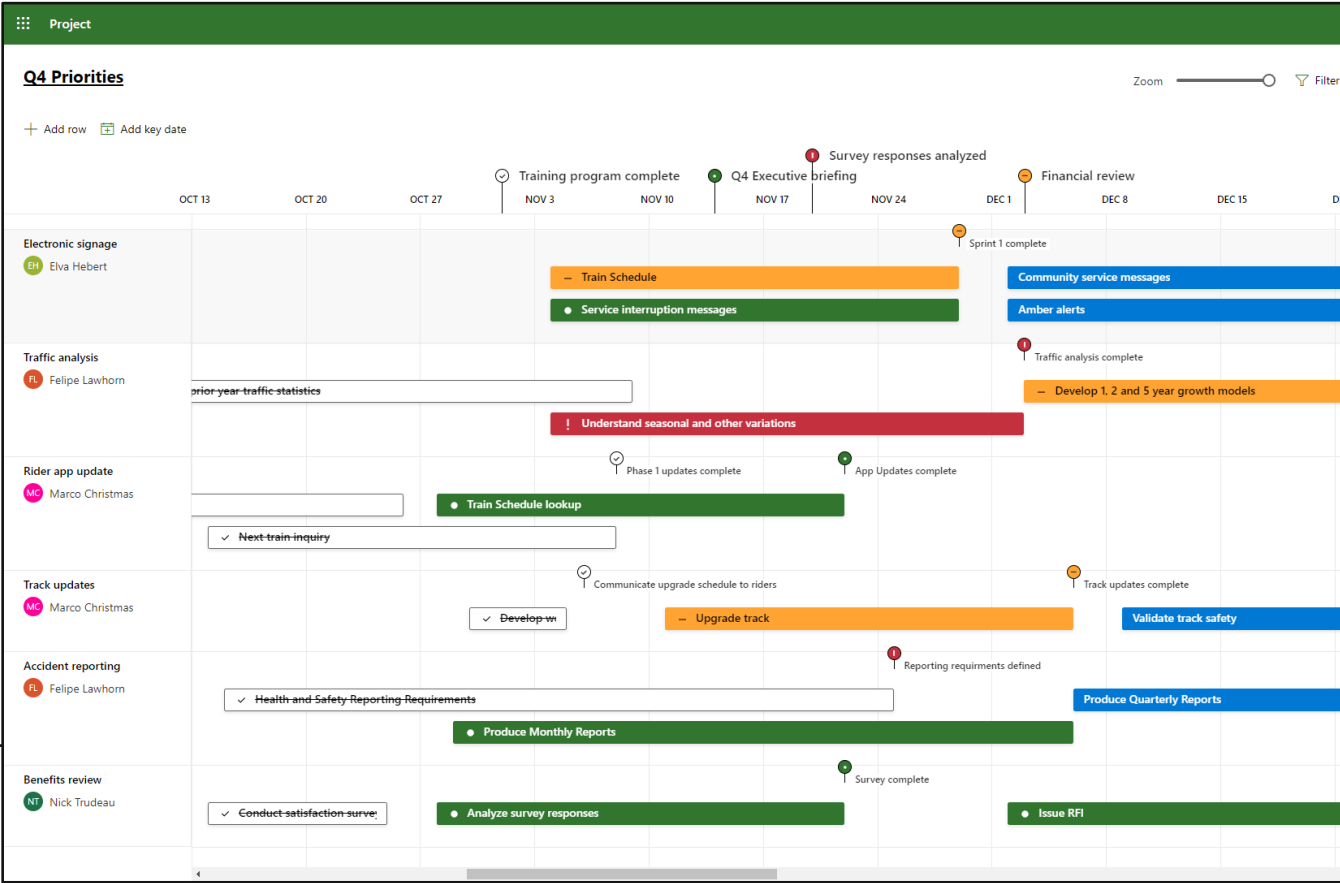


Grid view

Board view

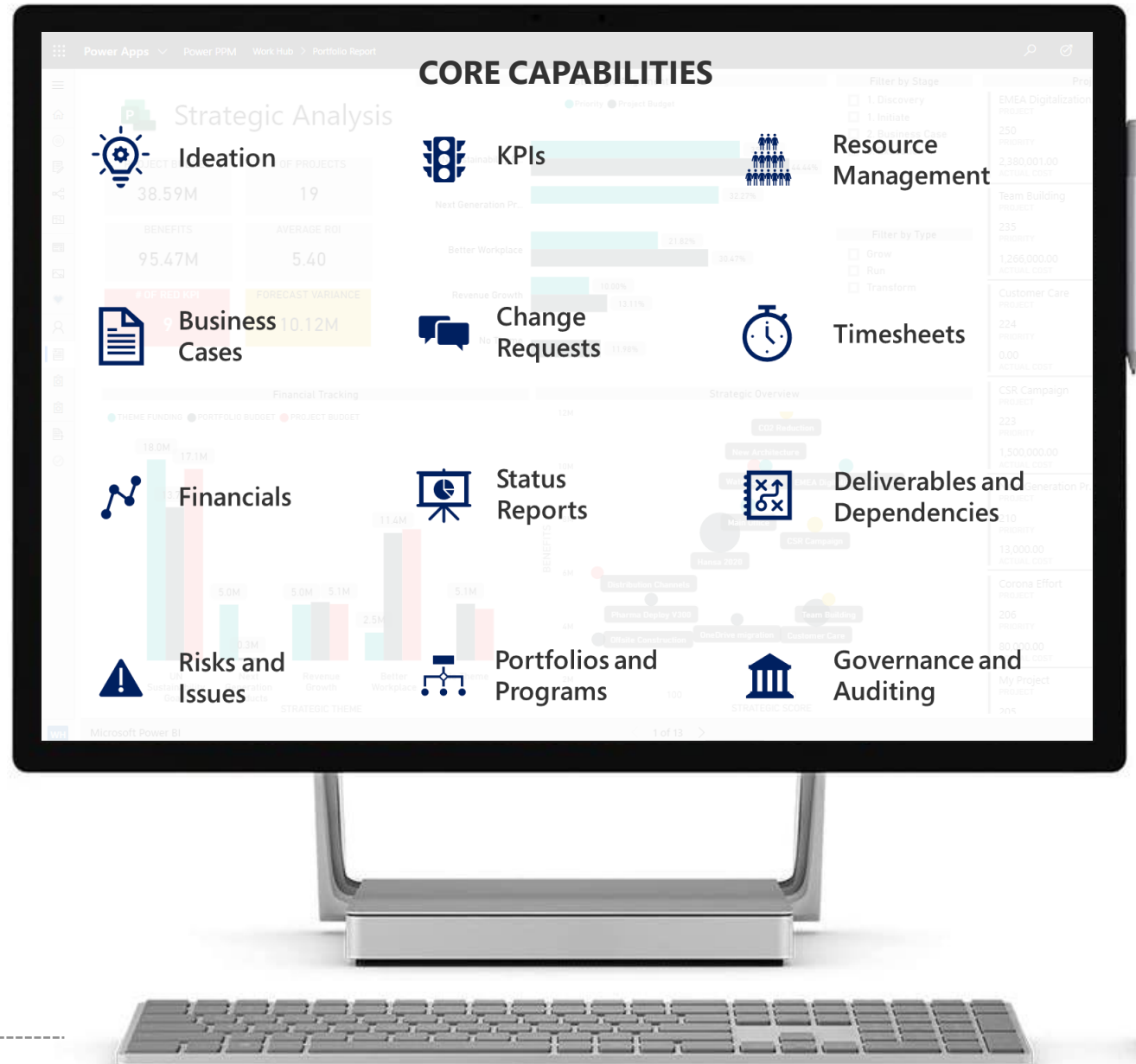
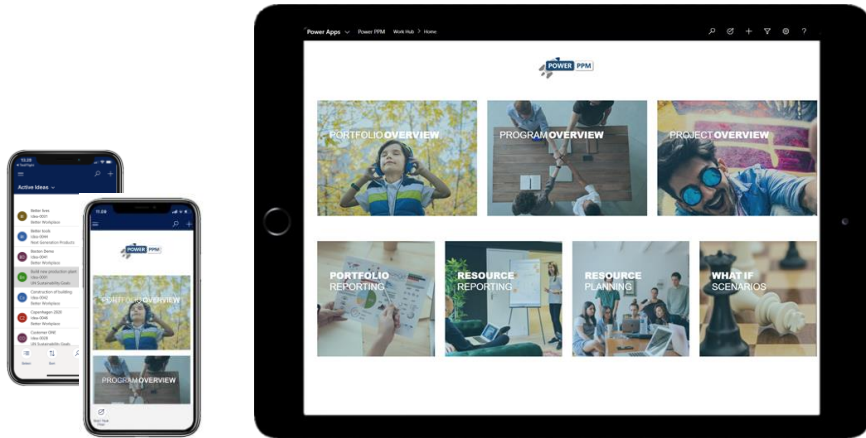
Gantt view

Roadmaps





Enhancing new Project for the web capabilities and user experience





Ideation

Business Case

Cost and Benefit

Risk Management

Key Performance Indicators

Changes and Issues

Status Reporting

Portfolios and Programs

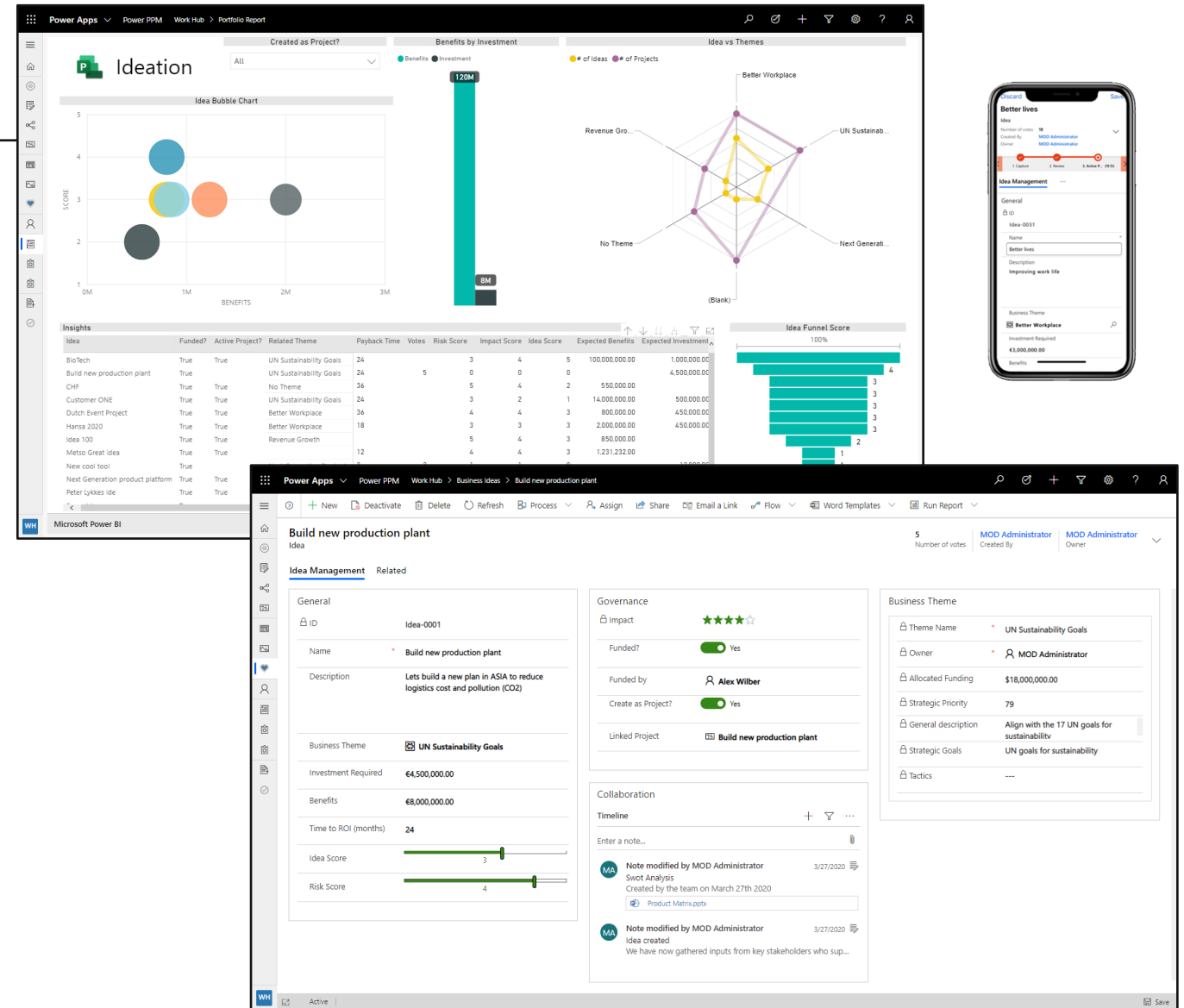
Demand and Capacity Management

Timesheets

Deliverables and Dependencies

Governance and Auditing

Machine Learning and AI





Ideation



Business Case

Cost and Benefit

Risk Management

Key Performance Indicators

Changes and Issues

Status Reporting

Portfolios and Programs

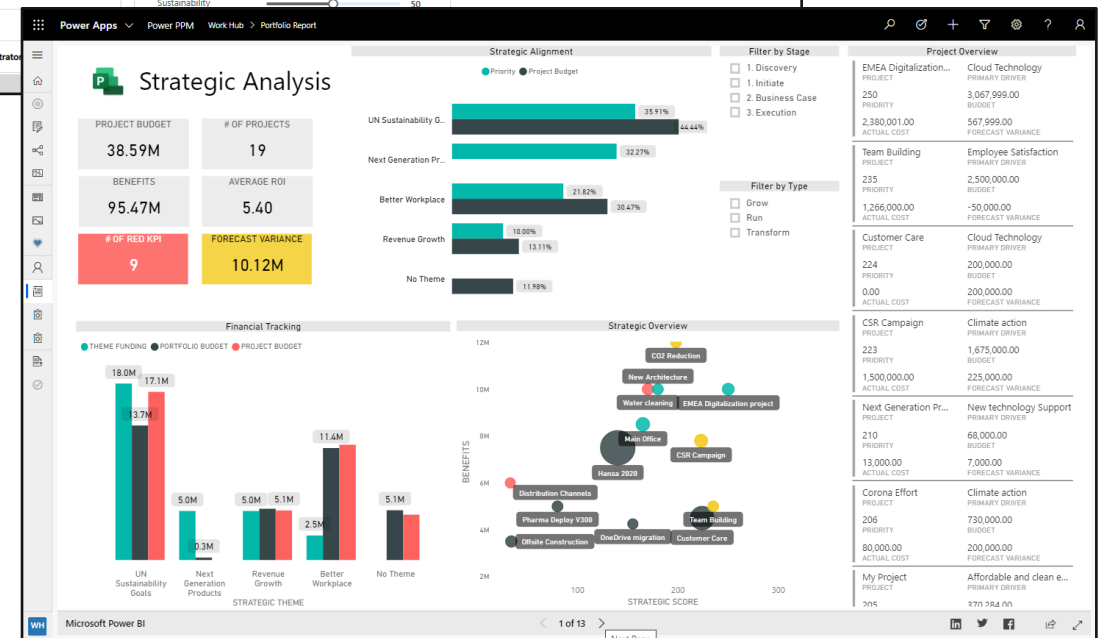
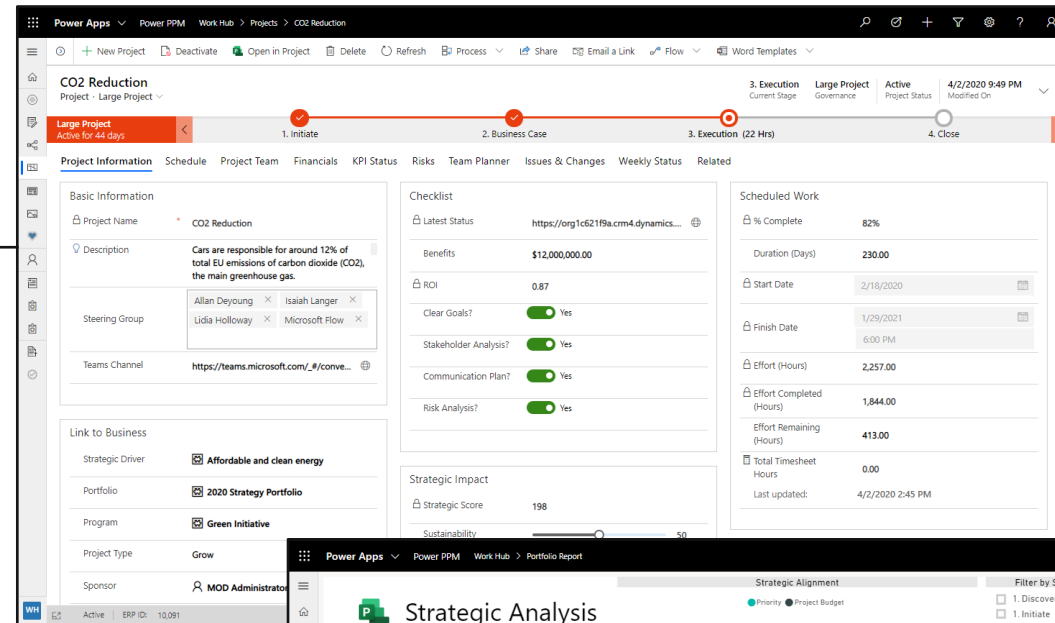
Demand and Capacity Management

Timesheets

Deliverables and Dependencies

Governance and Auditing

Machine Learning and AI





Ideation

Business Case

Cost and Benefit

Risk Management

Key Performance Indicators

Changes and Issues

Status Reporting

Portfolios and Programs

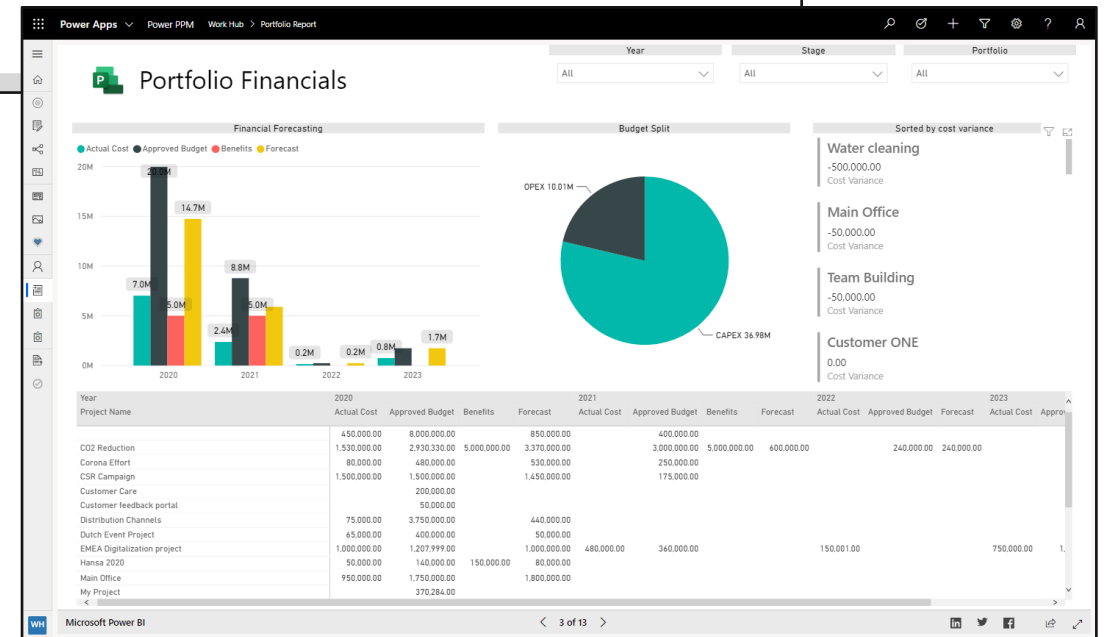
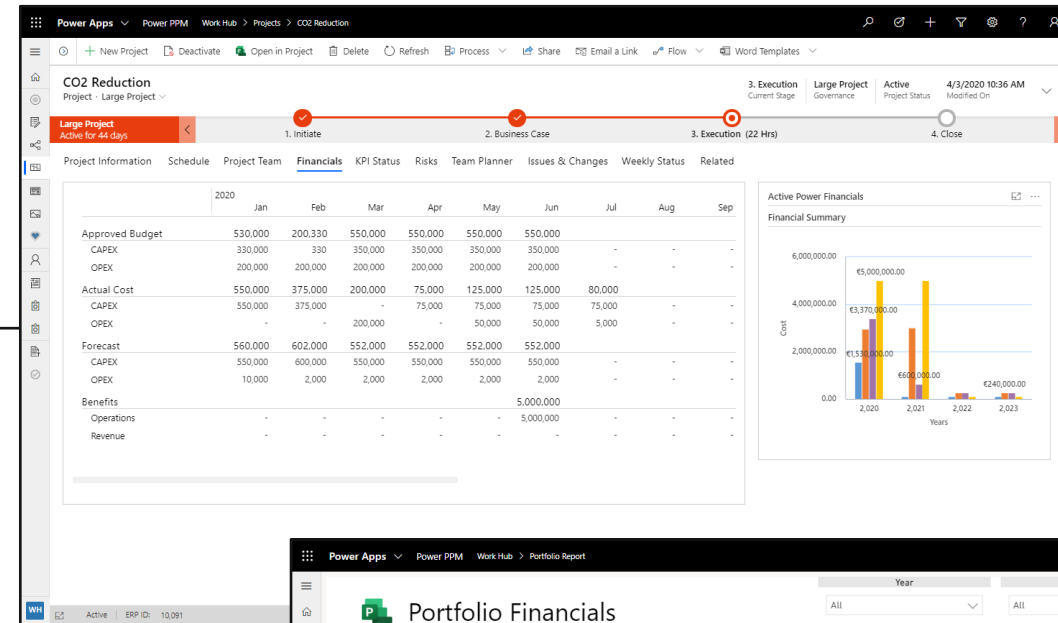
Demand and Capacity Management

Timesheets

Deliverables and Dependencies

Governance and Auditing

Machine Learning and AI





Ideation

Business Case

Cost and Benefit

! Risk Management

Key Performance Indicators

Changes and Issues

Status Reporting

Portfolios and Programs

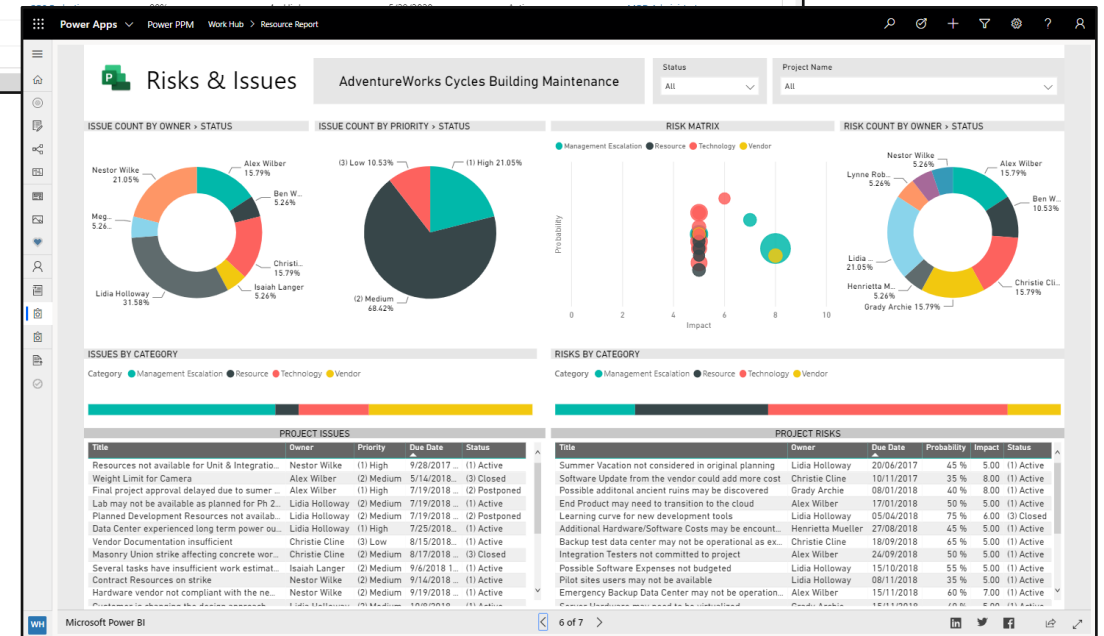
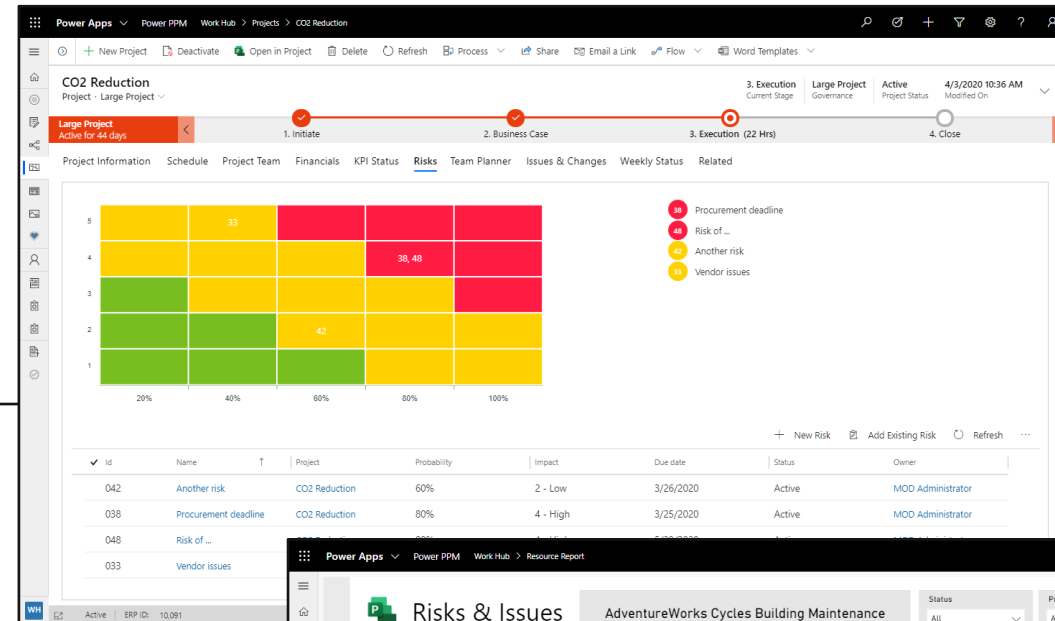
Demand and Capacity Management

Timesheets

Deliverables and Dependencies

Governance and Auditing

Machine Learning and AI





Ideation

Business Case

Cost and Benefit

Risk Management



Key Performance Indicators

Changes and Issues

Status Reporting

Portfolios and Programs

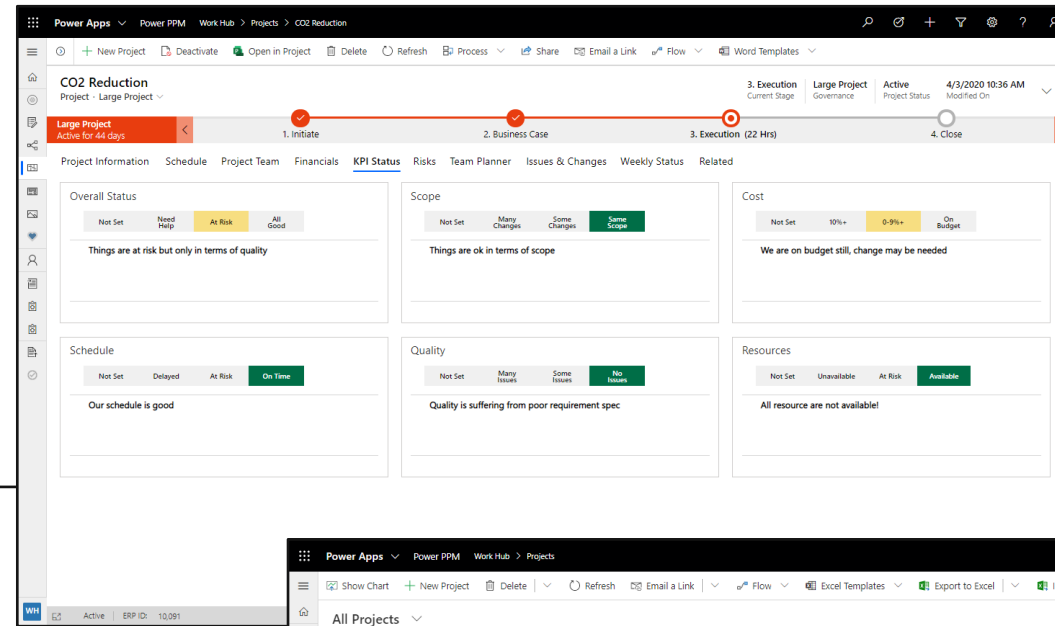
Demand and Capacity Management

Timesheets

Deliverables and Dependencies

Governance and Auditing

Machine Learning and AI



Priority	Name	KPI Overall	KPI Cost	KPI Schedule	% Complete	Project Type	Current Status	Portfolio	Start Date	Total Budget	ROI	Effort
223	CSR Campaign	1	0	1	14%	Grow	3. Execution	No Portfolio	2/17/2020	\$1,675,000.00	3.66	
85	Product Rollout	0	0	0	0%	Grow	1. Initiate	No Portfolio	3/3/2020	\$250,000.00	---	
153	Customer feedback portal	0	0	0	0%	Grow	1. Initiate	No Portfolio	3/3/2020	\$50,000.00	---	
80	Pharma Deploy V300	1	1	3	0%	Grow	1. Initiate	No Portfolio	3/13/2020	€2,650,000.00	0.89	
235	Team Building	1	2	3	26%	Run	3. Execution	2020 Workplace	2/19/2020	\$2,500,000.00	1.00	
165	Main Office	2	0	0	100%	Grow	1. Discovery	2020 Workplace	2/18/2020	\$1,750,000.00	3.86	
155	OneDrive migration	0	0	0	0%	Run	1. Initiate	2020 Workplace	2/24/2020	\$3,420,000.00	0.24	
205	My Project	0	0	0	0%	Transfo...	2. Business ...	2020 Sustainability	3/3/2020	\$370,284.00	-1.00	
181	Dutch Event Project	1	1	2	53%	Grow	1. Initiate	2020 Strategy Portfolio	3/31/2020	€400,000.00	1.00	
180	New Architecture	1	1	2	69%	Run	1. Discovery	2020 Strategy Portfolio	2/17/2020	\$5,400,000.00	0.85	
210	Next Generation Product	1	3	2	2%	Grow	2. Business ...	2020 Strategy Portfolio	3/27/2020	€68,000.00	0.82	
170	Water cleaning	0	0	0	75%	Grow	2. Business ...	2020 Strategy Portfolio	2/17/2020	\$4,500,000.00	1.22	
198	CO2 Reduction	2	2	3	82%	Grow	3. Execution	2020 Strategy Portfolio	2/18/2020	\$6,410,330.00	0.87	
140	Hansa 2020	1	3	0	0%	Grow	1. Initiate	2020 Operations	3/31/2020	€140,000.00	52.57	
224	Customer Care	0	0	0	25%	Run	1. Initiate	2020 Operations	2/26/2020	\$200,000.00	21.50	
33	Distribution Channels	3	3	2	13%	Grow	2. Business ...	2020 Operations	2/21/2020	\$3,750,000.00	0.60	
250	EMEA Digitalization project	1	1	0	21%	Transfo...	1. Discovery	2020 Market Growth	2/17/2020	\$3,067,999.00	2.26	



Ideation

Business Case

Cost and Benefit

Risk Management

Key Performance Indicators



Changes and Issues

Status Reporting

Portfolios and Programs

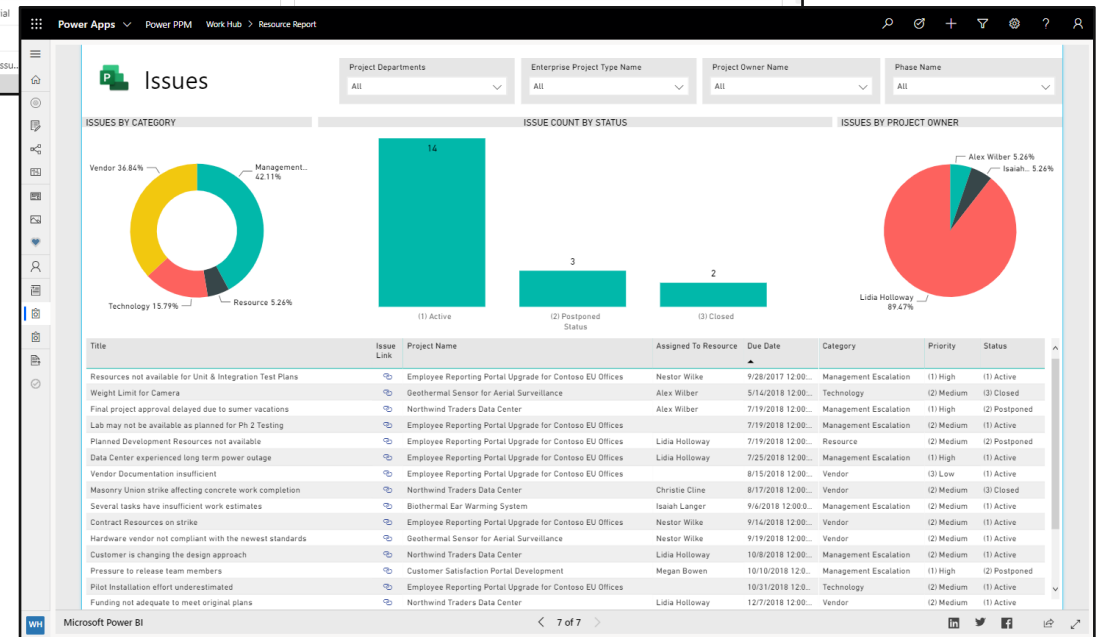
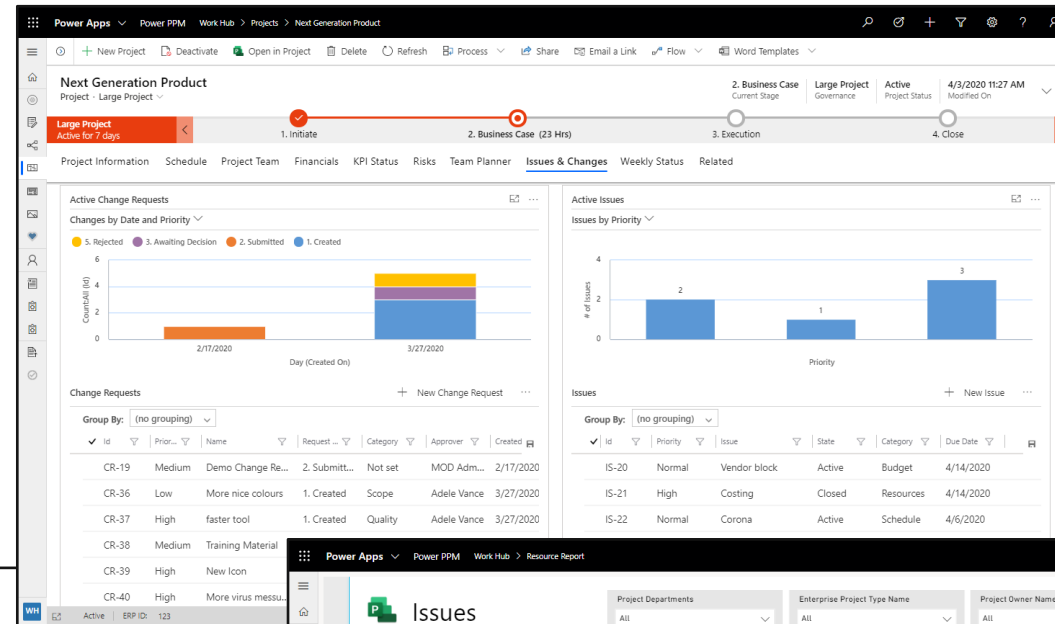
Demand and Capacity Management

Timesheets

Deliverables and Dependencies

Governance and Auditing

Machine Learning and AI





Ideation

Business Case

Cost and Benefit

Risk Management

Key Performance Indicators

Changes and Issues



Status Reporting

Portfolios and Programs

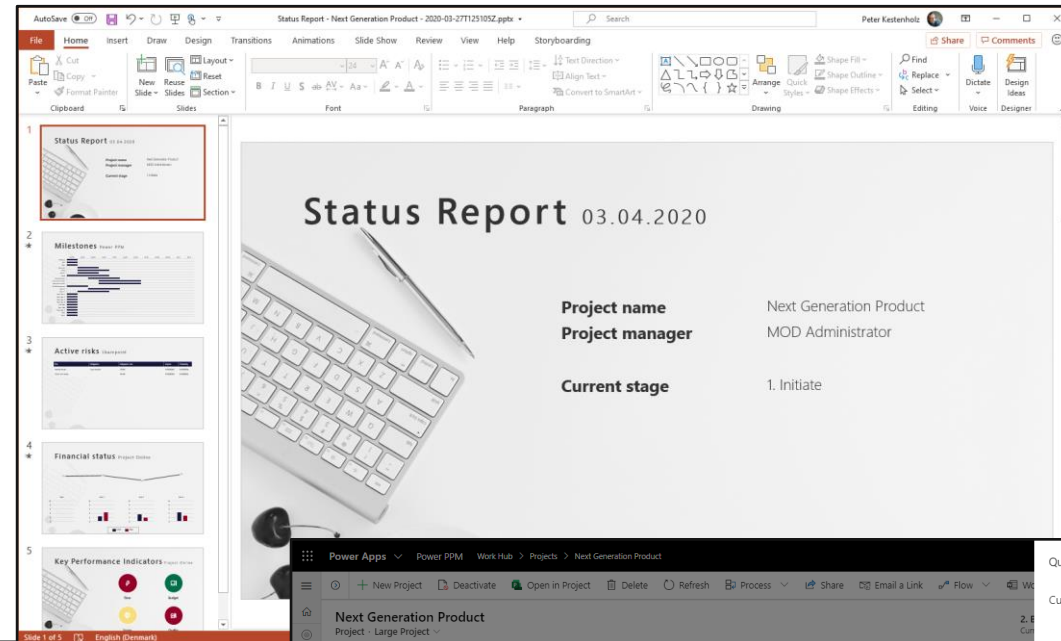
Demand and Capacity Management

Timesheets

Deliverables and Dependencies

Governance and Auditing

Machine Learning and AI



Power Apps | Power PPM | Work Hub > Projects > Next Generation Product

Next Generation Product
Project - Large Project

Weekly Status

Weekly Status	Created On	KPI O...	Report Status	Total Budget	Actual Cost	Forecast
W14-2020	3/27/2020 1:29 PM	2	Getting data	€68,000.00	€13,000.00	€61,000.00
W15-2020	3/27/2020 1:32 PM	2	Getting data	€68,000.00	€13,000.00	€61,000.00
W16-2020	3/27/2020 1:46 PM	2	Getting data	€68,000.00	€13,000.00	€61,000.00
W17 - 2020	3/27/2020 1:51 PM	2	Report generated	€68,000.00	€13,000.00	€61,000.00
W18 - 2020	3/27/2020 4:39 PM	2	Report generated	€1,068,000.00	€13,000.00	€61,000.00
W19 - 2020	3/27/2020 4:49 PM	2	Report generated	€1,568,000.00	€13,000.00	€61,000.00
W20-2020	3/27/2020 5:58 PM	1	Report generated	€1,068,000.00	€13,000.00	€61,000.00
W21-2020	4/1/2020 2:51 PM	1	Report generated	€1,068,000.00	€13,000.00	€61,000.00
W22 -2020	4/1/2020 3:10 PM	1	Report generated	€1,068,000.00	€13,000.00	€61,000.00
W23-2020	4/2/2020 12:00 PM	1	Getting data	€1,068,000.00	€13,000.00	€61,000.00

1 - 10 of 10 (0 selected)

Quick Create: Weekly Status Report

Current Values

Status Period: Week 19 - 2020

Project: Next Generation Product

KPI Overall: ---

Strategic Score: ---

Benefits: ---

Total Budget: ---

Actual Cost: ---

Forecast: ---

Schedule

Planned Effort: ---

Actual Effort: ---

Remaining Effort: ---

Save and Close | Cancel



Ideation

Business Case

Cost and Benefit

Risk Management

Key Performance Indicators

Changes and Issues

Status Reporting



Portfolios and Programs

Demand and Capacity Management

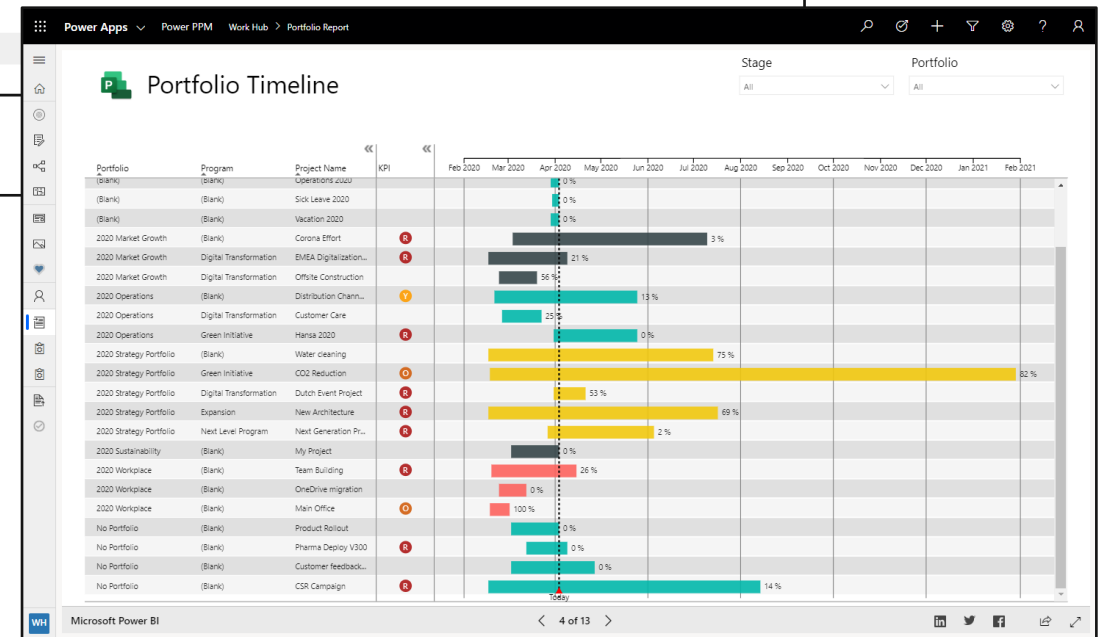
Timesheets

Deliverables and Dependencies

Governance and Auditing

Machine Learning and AI

Portfolio...	Portfolio Name	Strategic Theme	Portfolio Total Budget	Planned Budget	Portfolio Actual Cost	Portfolio Forecast
1	2020 Market Growth	Revenue Growth	\$6,200,000.00	\$5,230,000.00	\$2,030,000.00	\$5,880,000.00
3	2020 Operations	Better Workplace	\$1,200,000.00	\$3,750,000.00	\$75,000.00	\$440,000.00
2	2020 Strategy Portfolio	UN Sustainability Goals	\$2,400,000.00	\$7,350,000.00	\$4,180,001.00	\$8,485,000.00
3	2020 Sustainability	UN Sustainability Goals	\$4,000,000.00	\$6,370,284.00	\$1,580,000.00	\$4,530,000.00
1	2020 Workplace	Better Workplace	\$10,000,000.00	\$7,670,000.00	\$2,396,000.00	\$7,230,000.00
3	Next Level Portfolio	Next Generation Products	€1,700,000.00	€250,000.00	€13,000.00	€61,000.00
0	No Portfolio	No Theme	€0.00	€5,075,000.00	€1,725,000.00	€1,800,000.00





Ideation

Business Case

Cost and Benefit

Risk Management

Key Performance Indicators

Changes and Issues

Status Reporting

Portfolios and Programs

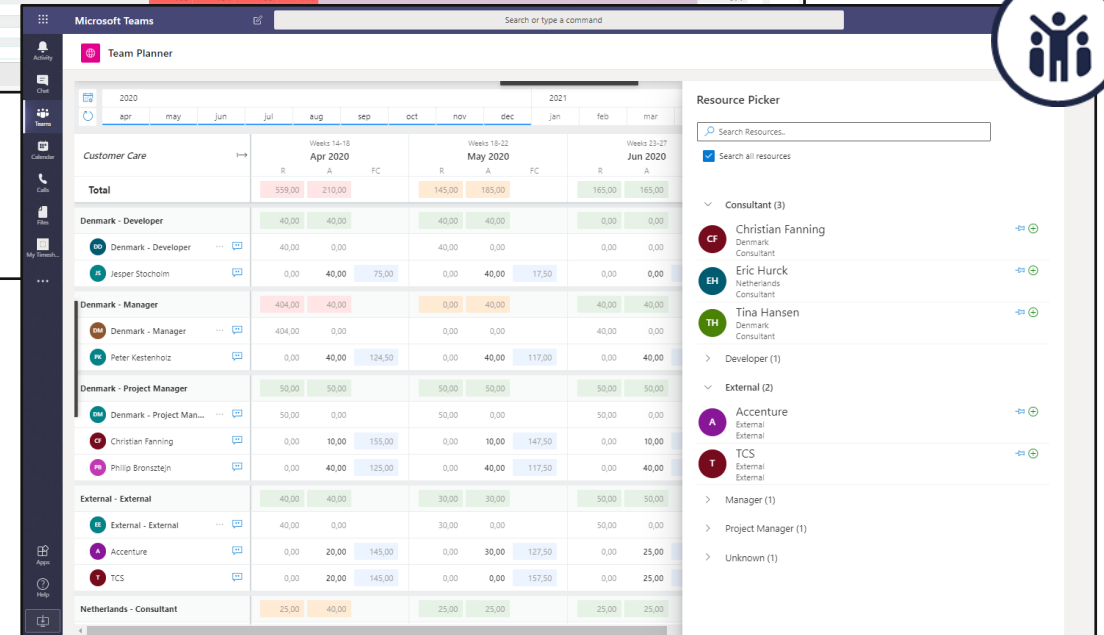
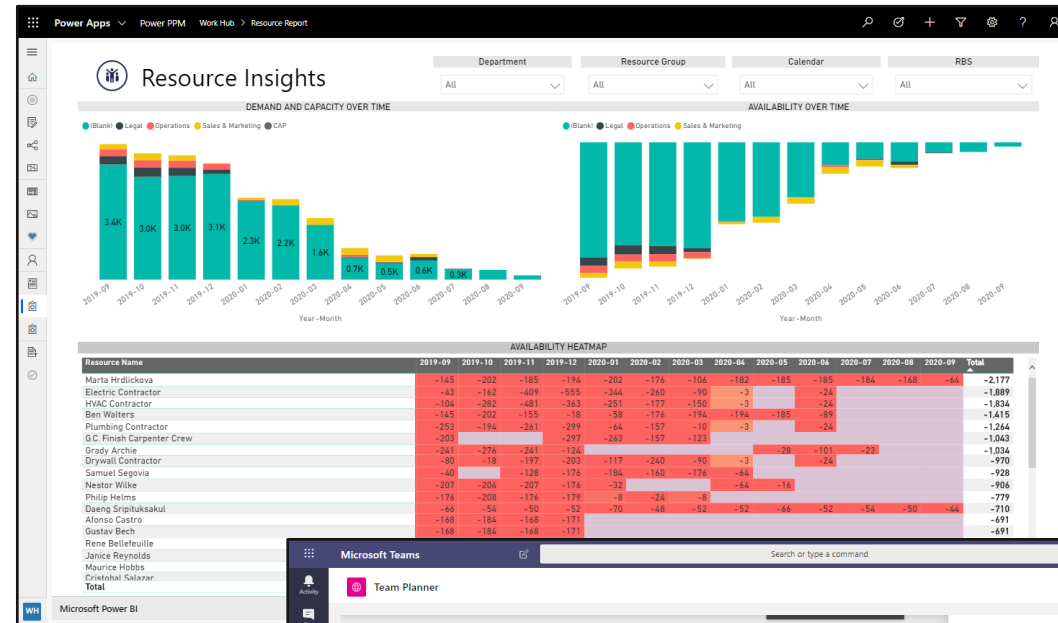
Demand and Capacity

Timesheets

Deliverables and Dependencies

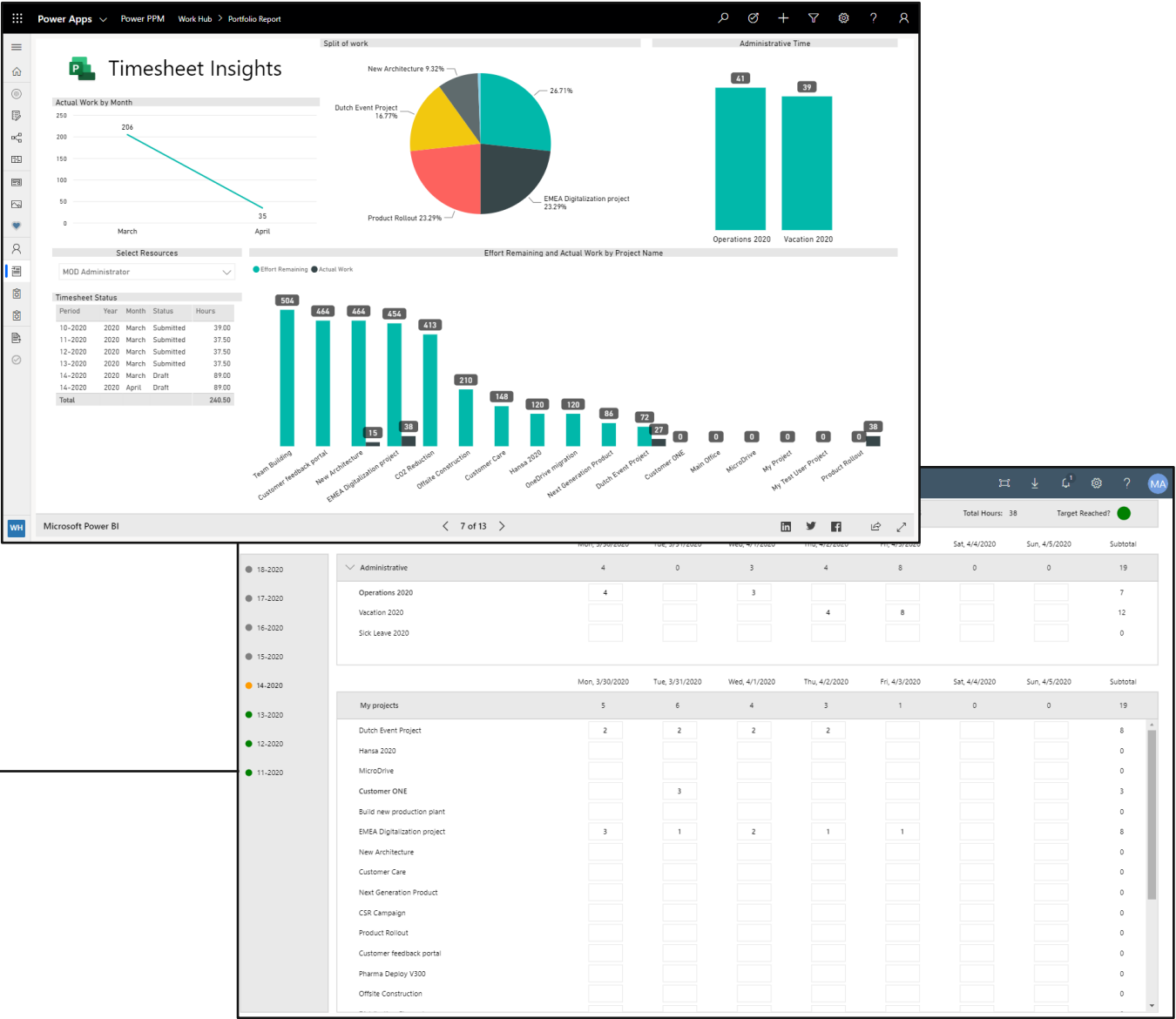
Governance and Auditing

Machine Learning and AI





- Ideation
- Business Case
- Cost and Benefit
- Risk Management
- Key Performance Indicators
- Changes and Issues
- Status Reporting
- Portfolios and Programs
- Demand and Capacity Management
- Timesheets**
- Deliverables and Dependencies
- Governance and Auditing
- Machine Learning and AI





Ideation

Business Case

Cost and Benefit

Risk Management

Key Performance Indicators

Changes and Issues

Status Reporting

Portfolios and Programs

Demand and Capacity Management

Timesheets



Deliverables and Dependencies

Governance and Auditing

Machine Learning and AI

Power Apps | Power PPM | Work Hub > Deliverables

Active Deliverables

Name	Related Project	Target Date	Current Finish Date	Status
Box set deployed	Distribution Channels	7/7/2020	7/23/2020	Delayed
Campaign Whitepaper	CO2 Reduction	8/12/2020	7/13/2020	Early
Customer Contract	Build new production plant	4/29/2020	4/3/2020	Early
Employee Guide	Corona Effort	5/12/2020	5/15/2020	Delayed
My deliverable	CO2 Reduction	4/29/2020	3/27/2020	Early
Partner Readiness	Distribution Channels	4/28/2020	2/26/2020	Early
Release Notes	Digital Customer Portal	4/7/2020	7/4/2020	Delayed
Super deliverable	Main Office	5/27/2020	5/13/2020	Early

Power Apps | Power PPM | Work Hub > Projects > CO2 Reduction

CO2 Reduction
Project - Large Project

Large Project
Active for 69 days

1. Initiate 2. Business Case 3. Execution (21 D) 4. Close

Project Information Schedule Project Team Financials KPI Status Deliverables/Dependencies Risks Team Planner Issues/Changes Weekly Status

Deliverables

Name	Related Project	Target Date	Current Finish Date	Status
Campaign Whitep	CO2 Reduction	8/12/2020	7/13/2020	Early
My deliverable	CO2 Reduction	4/29/2020	3/27/2020	Early

Dependencies

Name	Deliverable	Status
Customer Contract	Customer Contra	Early
My dependency	Campaign Whitep	Early



Ideation

Business Case

Cost and Benefit

Risk Management

Key Performance Indicators

Changes and Issues

Status Reporting

Portfolios and Programs

Demand and Capacity Management

Timesheets

Deliverables and Dependencies



Governance and Auditing

Machine Learning and AI

CO2 Reduction Project Overview

Project - Large Project

3. Execution (25 Hrs) | Large Project | Active | 4/3/2020 10:36 AM

1. Initiate | 2. Business Case | 3. Execution (25 Hrs) | 4. Close

Project Information

Basic Information

- Project Name: CO2 Reduction
- Description: Cars are responsible for 12% of total EU carbon dioxide
- Steering Group: Allan Deyoung, Isaiah Langer, Lidia Holloway, Microsoft Flow
- Teams Channel: https://teams.microsoft.com/...
- Link to Business: Strategic Driver, Affordable
- Portfolio: 2020 Strategic

Gate 1 Planned Date: 2/12/2020

Project Sponsor: MOD Administ...

Benefits: \$12,000,000.00

Strategic Score: 198

Gate 1 Documentation: Processing

Risk Analysis? Yes

Scheduled Work

- % Complete: 82%
- Duration (Days): 230.00
- Start Date: 2/18/2020
- Finish Date: 1/29/2021
- Effort (Hours): 2,257.00
- Effort Completed (Hours): 1,844.00
- Effort Remaining (Hours): 413.00
- Total Timesheet Hours: 0.00

Audit History

Filter on: All Fields

DELETE CHANGE HISTORY

Changed Date	Changed By	Event	Changed Field	Old Value	New Value
4/3/2020 10:36 AM	MOD Administrator	Update	% Complete	81%	82%
4/2/2020 9:49 PM	Microsoft Project	Update	Bulk Generation Status	Processing	
4/2/2020 9:49 PM	Microsoft Project	Update	Effort (Hours)	2,417.00	2,257.00
4/2/2020 9:49 PM	Microsoft Project	Update	Effort Completed (Hours)	1,964.00	1,844.00
4/2/2020 9:49 PM	Microsoft Project	Update	Effort Remaining (Hours)	453.00	413.00
4/2/2020 9:49 PM	Microsoft Project	Update	Bulk Generation Status	Processing	
4/2/2020 9:49 PM	Microsoft Project	Update	Global Revision Token	msxrm_org1c621f9a.crm4.dynamics.com_3...	msxrm_org1c621f9a.crm4.dynamics.com_3f10...
4/2/2020 9:49 PM	Microsoft Project	Update	Bulk Generation Status	Processing	
4/2/2020 9:49 PM	Microsoft Project	Update	Global Revision Token	msxrm_org1c621f9a.crm4.dynamics.com_3...	msxrm_org1c621f9a.crm4.dynamics.com_3f10...
4/2/2020 9:49 PM	Microsoft Project	Update	Bulk Generation Status	Processing	
4/2/2020 9:49 PM	Microsoft Project	Update	% Complete	81%	82%



Ideation

Business Case

Cost and Benefit

Risk Management

Key Performance Indicators

Changes and Issues

Status Reporting


Portfolios and Programs

Demand and Capacity Management

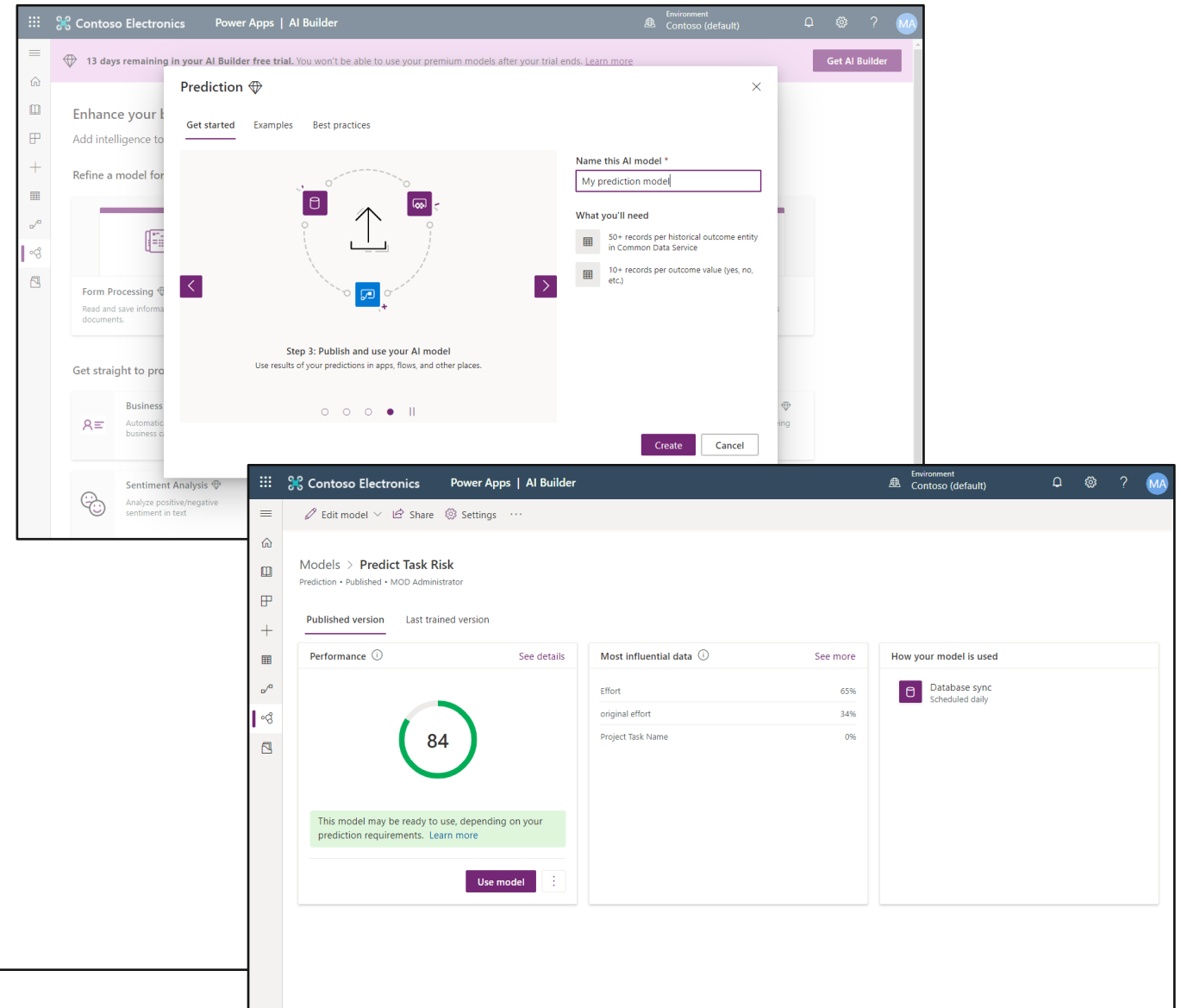
Timesheets

Deliverables and Dependencies

Governance and Auditing



Machine Learning and AI







Role and primary tool

	Data Analysts
  	Portfolio Managers
  	Project Managers
 	Team Members
  	Resource Managers

Platform enablers

	Team Planner
	Power PPM

Key capabilities

Build reports	Build dashboards	Forecasting	Controlling
Portfolio planning	Portfolio reporting	Project intake	Governance
Planning	Tracking	Reporting	Forecasting
Register actual work	Submit timesheets	Team collaboration	Track progress
Allocation	Capacity	Operations	Reporting

Key capabilities

Resource request	Resource allocation	Resource capacity	Resource demand
Advanced PMO capabilities for new Microsoft Project and Power Platform			

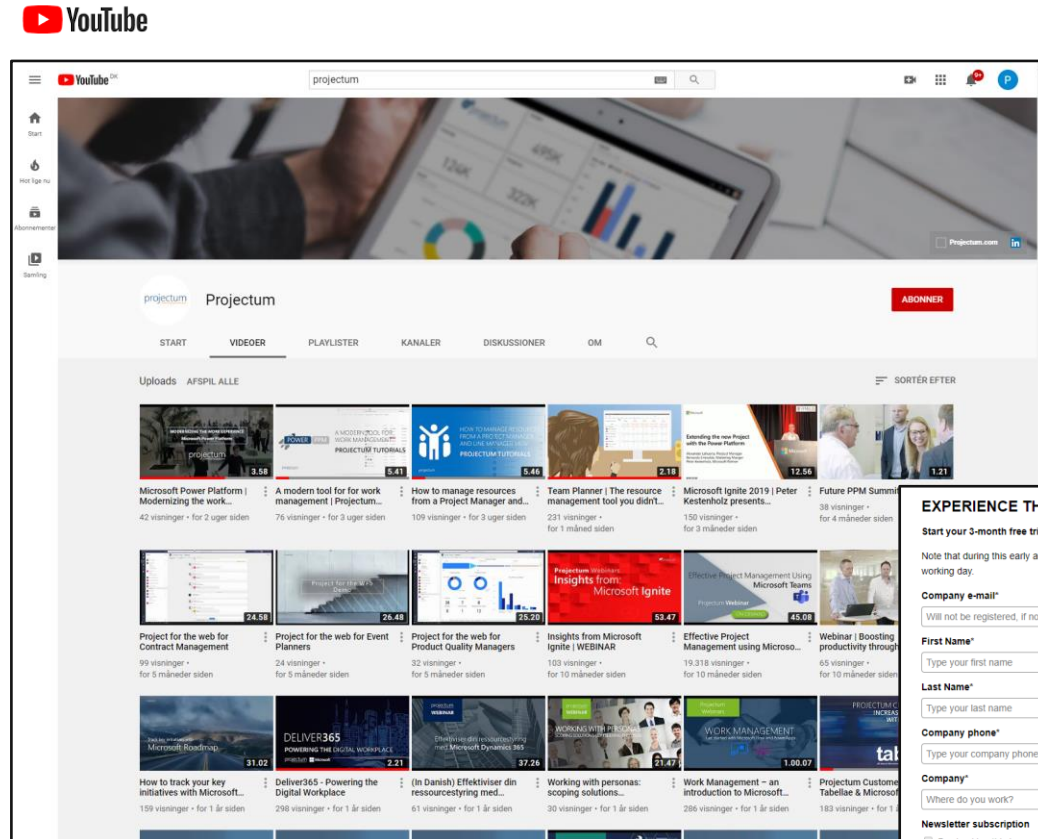
*need to define user scenario

PLATFORM FOR WORK

NEW PROJECT & POWER PPM

Next Steps

Next steps



Watch

EXPERIENCE THE PLATFORM FOR YOURSELF

Start your 3-month free trial.

Note that during this early access period, setting up your account may take up to one working day.

Company e-mail*

Will not be registered, if not company e-mail

First Name*

Type your first name

Last Name*

Type your last name

Company phone*

Type your company phone number

Company*

Where do you work?

Newsletter subscription

☐ By checking this box, you consent that Projectum can send marketing related e-mails in the future (you can unsubscribe at any time).

Read our [Privacy Policy](#) here.

Please verify your request*

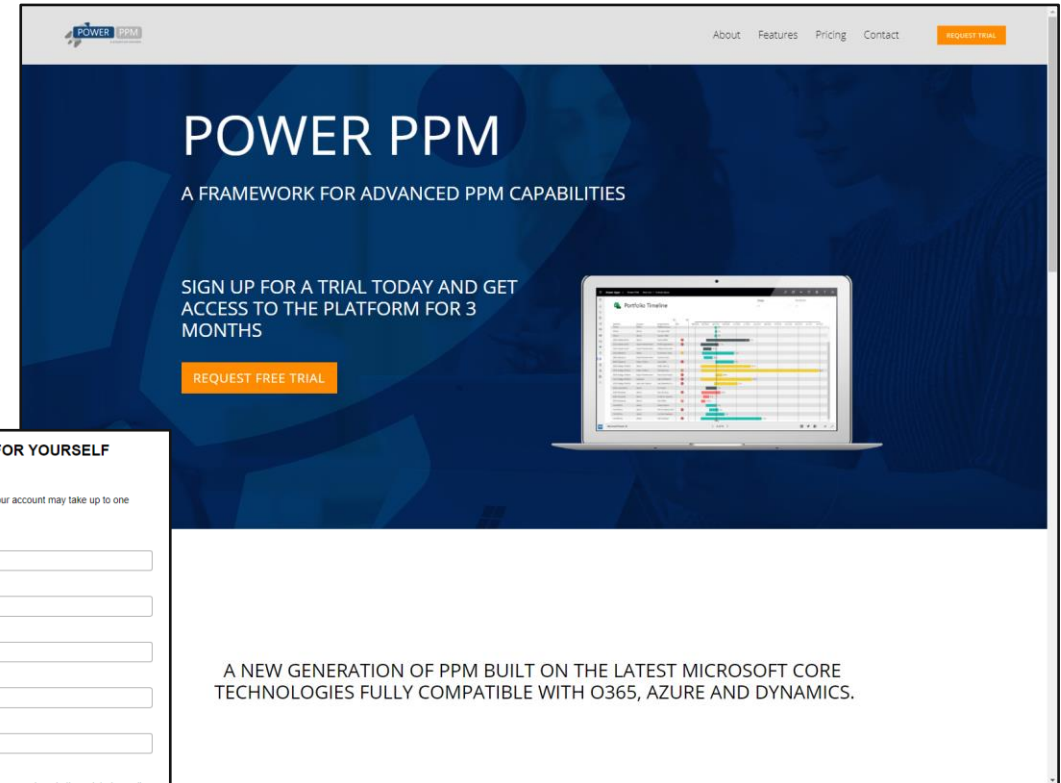
☐ I'm not a robot

hCAPTCHA

SUBMIT

Try

<https://powerppm.net>



Read

NEW  PROJECT &  POWER PPM

POWERPPM.NET