



# "CUSTOMER TODAY!"

A Solution to provide top related news, articles on selected customer in CRM

## Contents

Overview.....	1
Verify the Solution after Installation.....	1
Get the Bing News Search API Key.....	2
Configuring Entities.....	3
Configure News Global configurations entity.....	3
Configure News Entity Configurations.....	4
Adding Web resource for the configured entities.....	4
Functionality Verification.....	5

## Overview

The "Customer Today!" solution provides end-users with top news articles using Bing News Search API. Results include details like images of the news article, related news and categories, provider info, and article URL based on CRM News Entity Configuration.

## Verify the Solution after Installation

After downloading the solution from <https://appsource.microsoft.com/en-us> the following components should be present in Dynamics 365.

All Solutions ▾

New | Delete | Import | Export | Clone a Patch | Clone Solution | Apply Solution Upgrade | Import Translations | Export Translations | Publish All Customizations | Get Solutions from Marketplace

More Actions ▾

Name	Display Name	Version	Installed On	Package Type	Publisher	Description
CustomerToday	Customer Today	1.0.0.0	11/12/2017	Managed	Dynamics 365	

Below are the Components.

Solution: Customer Today

**Information**

You cannot directly edit the components within a managed solution. If the managed properties for solution components are set to allow customization, you can edit them in the Customizations area or from another unmanaged solution.

Solution Customer Today

Component Type: All

Display Name ↑	Name	Type	State	Customizable	De
Delete News Items Records Older Than...	Delete News Items Record...	Process	Managed	True	
MicrosoftLabs.Workflow.BulkDeleteR...	MicrosoftLabs.Workflow.B...	Plug-in Assembly	Managed	True	
msdyn_/News/Css/app.css	msdyn_/News/Css/app.css	Web Resource	Managed	True	
msdyn_/News/Html/NewsFeed.html	msdyn_/News/Html/News...	Web Resource	Managed	True	
msdyn_/News/Images/blank_image.p...	msdyn_/News/Images/bia...	Web Resource	Managed	True	
msdyn_/News/Scripts/app.js	msdyn_/News/Scripts/app.js	Web Resource	Managed	True	
News Entity Configuration	msdyn_newsentityconfigur...	Entity	Managed	True	
News Global Configuration	msdyn_newsglobalconfigu...	Entity	Managed	True	
News Item	msdyn_newsitem	Entity	Managed	True	

1 - 9 of 9 (0 selected) Page 1

Status: Existing

## Get the Bing News Search API Key

1. Click on <https://azure.microsoft.com/en-us/services/cognitive-services/bing-news-search-api/>
2. Click on **Try Bing News Search API**.

Microsoft Azure

SALES 1-800-867-1389 MY ACCOUNT PORTAL Search

Why Azure Solutions Products Documentation Pricing Training Marketplace Partners Blog Resources Support FREE ACCOUNT >

Home > Products > Cognitive Services > Bing News Search API


## Bing News Search API

Turn any app or website into a news search resource with world news grouped and filtered by topic, local news, and searchable metadata.

Try Bing News Search API >





3. Click on **Get API Key**.

## Select API



### Bing Search APIs v7

Includes:

-  Bing Web Search API
-  Bing Image Search API
-  Bing Video Search API
-  Bing News Search API

Bing Search APIs v7 includes various enhancements such as performance improvements for the Bing Web Search API, new search filters for the Bing Image Search API, simplified paging for the Bing Video Search API and Bing Image Search API, and improved error handling.

As part of the bundle, this Trial includes all Bing Search API's (Web, Image, Video, News) but also Entity Search, Related Search, Available Answers and Autosuggest as part of the bundle, with 3,000 transactions per month, up to 3 per second. Trial keys expire after a 30 day period, after which a subscription may be purchased on the Azure

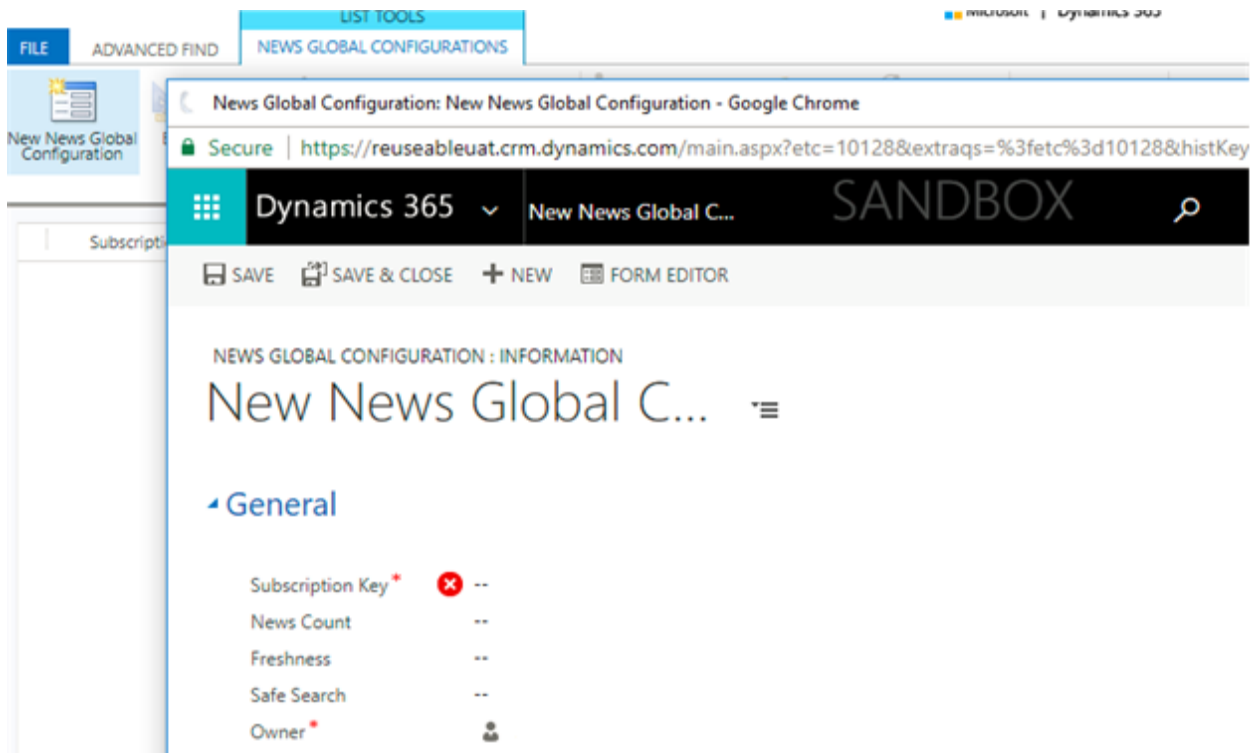
[Get API Key >](#)

4. Accept the **Cognitive Service Terms and Conditions**, login to your Azure subscription account, and copy the API Key.

## Configuring Entities

### Configure News Global configurations entity

1. Click on Advance find and select News Global configurations entity as shown below.

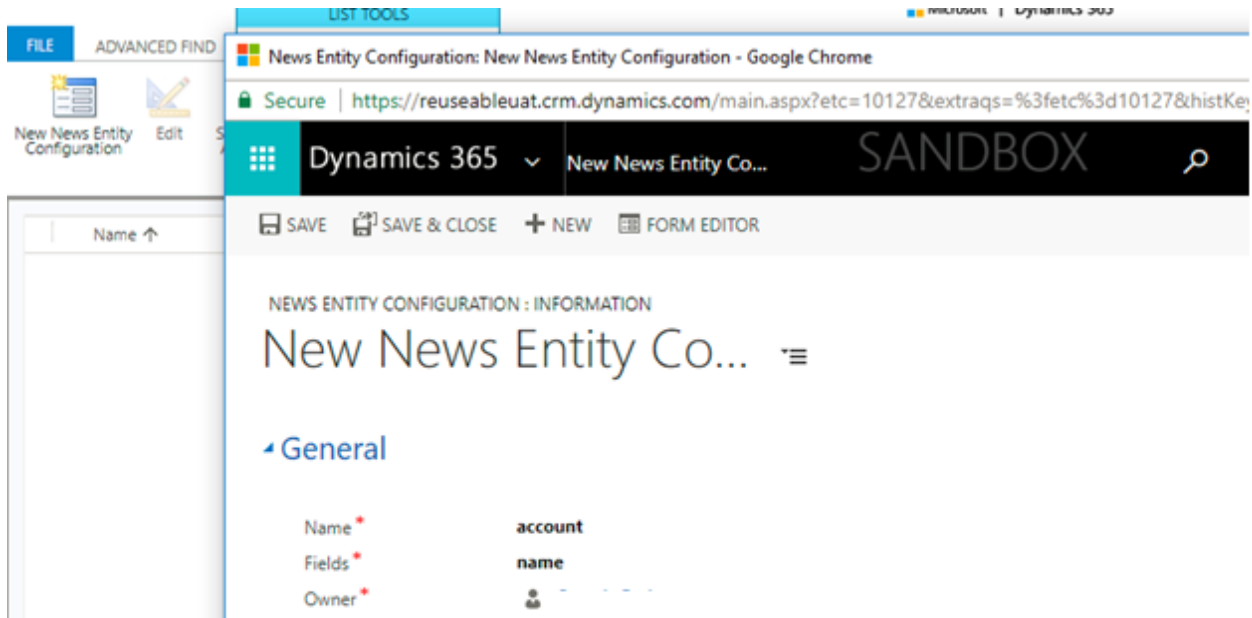


The screenshot shows the Dynamics 365 interface for configuring a 'New News Global Configuration' entity. The browser address bar shows the URL: <https://reuseableuat.crm.dynamics.com/main.aspx?etc=10128&extraqs=%3fetc%3d10128&histKey>. The interface includes a 'Dynamics 365' header, a 'SANDBOX' label, and a 'NEWS GLOBAL CONFIGURATION : INFORMATION' section. The 'General' tab is active, showing fields for 'Subscription Key' (with a red error icon), 'News Count', 'Freshness', 'Safe Search', and 'Owner'.

2. Provide Subscription Key (previously acquired).

## Configure News Entity Configurations

Click on Advance Find and select News Entity Configurations, click on Results, and create new entity record. Example for Account is given below...

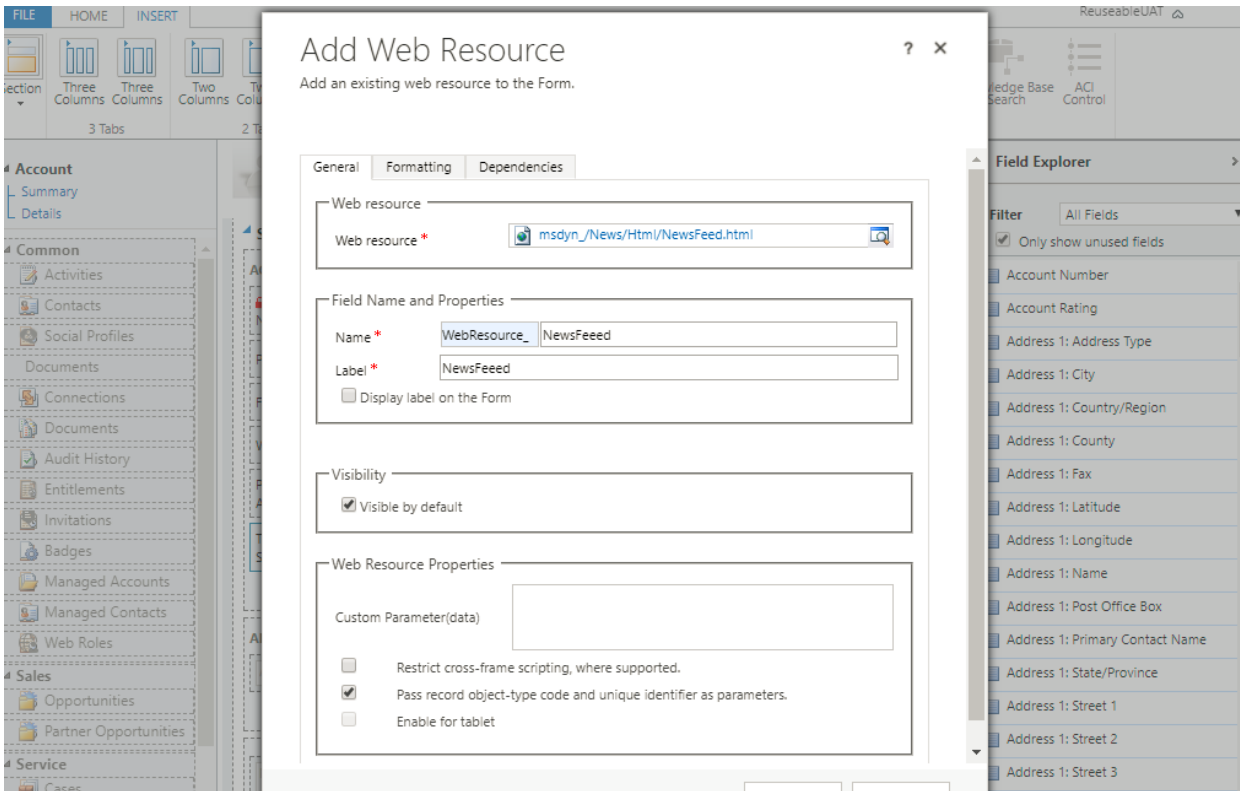


*NOTE: NOTE: This News feed can be used by other entities by creating new configurations.*

## Adding Web resource for the configured entities

An example for account entity is given below...

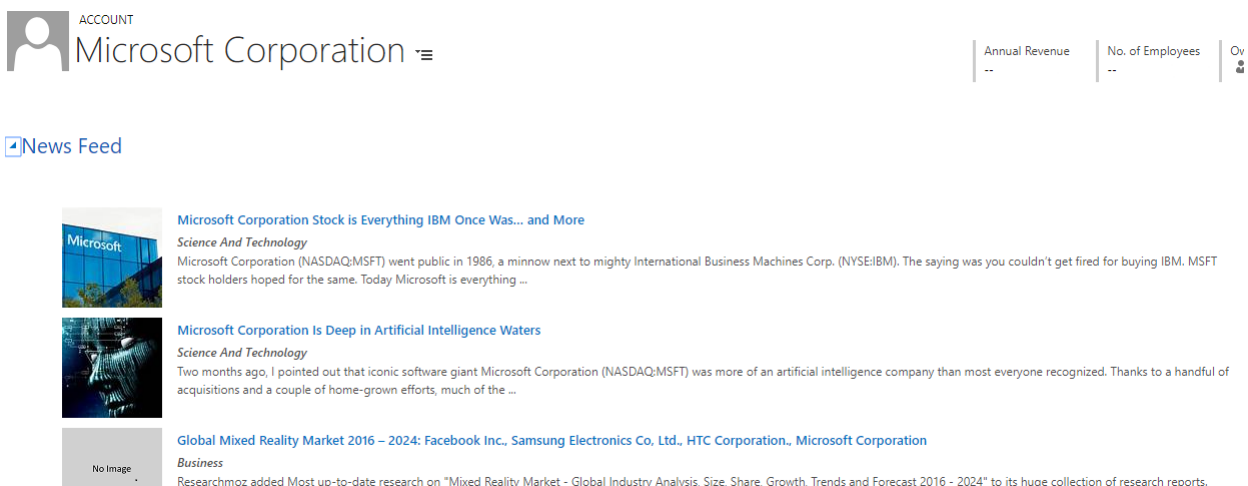
1. Go to **Settings|Customizations|Entity|Account|Forms**
2. Select the main form of the entity
3. Navigate to **Insert|Web resource**



4. Select the check box for "Pass record object-type code and unique identifier as parameter"
5. After inserting the web resource, need to publish the customizations.

## Functionality Verification

Create a new account or open an existing account. The News feed web resource will show the related news, articles for the selected Account. Example given below...



End of Document