




PRINTVIS




PrintVis

The Microsoft-certified MIS built specifically
for the print, packaging and label industry



*PrintVis is the
perfect match
for any **print,**
packaging or
label company*



Handle every stage of your production from quote until the job is completed, delivered, invoiced and analyzed.

THE MICROSOFT-CERTIFIED MIS
BUILT SPECIFICALLY FOR THE PRINT,
PACKAGING AND LABEL INDUSTRY

PrintVis is a Microsoft based system to handles all types and sizes of the printing, packaging and label industry companies. Microsoft Dynamics gives you a strong ERP platform for your business, and into this we have built the print-specific functionality required to control all the production details through the lifecycle of a job, from estimate to delivery.

Sharing Microsoft's ambitious development objectives, PrintVis continues to set the standard for MIS/ERP systems tailored to the graphic arts industry. PrintVis is available either as perpetual or subscription and can be hosted in the cloud or your own server.

PrintVis is sold and implemented exclusively through our network of highly skilled partners in Europe, North America, The Middle East, Africa, Asia and Australia.



PrintVis product features

To run your print business successfully you need to keep track of all printing-/production processes, warehousing and invoicing in one solution. PrintVis is built on and powered by Microsoft Dynamics 365 Business Central and is the state-of-the-art administrative solution for the graphic and print industry.

The most recent version of PrintVis is based on Microsoft Dynamics Business Central, and we pay close attention to the latest developments from Microsoft ensuring that our solution support the latest version of Microsoft Dynamics.

ESTIMATING AND QUOTING

- **Save Valuable Time.** The flexible setup makes it easy for the users to estimate jobs, using the various building-blocks, including templates customized to your specific needs. Quote requests that require multiple options are easily made with a few clicks.
- **The Use of Templates.** When you quote, you can choose to use a standard template which contains all the necessary price items for an estimation. Using a standard template in your quoting allows you to make estimations very quickly and automatically, and with consistency – and nothing will be forgotten.
- **Reduce Errors and save Money.** Quoting errors can be damaging to your company's bottom line. PrintVis reduces errors by asking all the right questions and leading an estimator through all the relevant factors that go into pricing a job correctly.
- **Be competitive and win the orders.** PrintVis estimation gives you all the key figures you need – a complete overview of the economic aspects of a job, such as direct cost, total cost, overhead, mark-up and ultimate sales price.

CASE MANAGEMENT

The "Case Management" function is designed to be the daily tool of administration – the "home base" – for all employees involved with the orders. It grants a full view of cases with detailed information on deadlines, delivery dates, customer information, job history, etc.

With "Case Management" you can control and follow the flow of jobs throughout your company, with a full overview of outstanding quotes, confirmed orders and jobs in progress.

PrintVis is built to ensure that every job, at any time, has someone designated as being the "current responsible." At different stages of a Case it is assigned to different Users on your team – from the Estimator to the Sales-person to the Production Coordinator to the Shop Floor Worker. You will never lose a job and complete data for every order is at your fingertips.

PLANNING AND SCHEDULING

- **Automated or Manual scheduling.** Use the build-in functionality to schedule your jobs automatically or semi automatically, as a new order is made. The system generates suggestions for optimal production efficiency – however leaving you in charge to update or even schedule manually.
- **Schedule According to Your Requirements.** There are several levels of scheduling within PrintVis. You may base your Production schedule on milestones, you may schedule a bottleneck detailed - or you may schedule to the utmost details of dates, times and production speeds. It is entirely up to you.
- **Graphical Overview.** The system contains different graphics presentations, to grant you easy, but thorough information on machine capacities, available man-hours and scheduled production.

SHOP FLOOR MANAGEMENT

To distribute all information from PrintVis to your production team, and to collect and post JobCosting, use the online real-time Shop Floor module. This will ensure that your production team always has the latest, and updated, production instructions on hand, with all information drawn directly from the database.

The Shop Floor module retrieves data on consumption of goods and time directly from your production site and posts the information to each production order in real-time. This grants you an updated status of every order in your production and your available machine capacity.

INVENTORY & PURCHASING

The ability to accurately forecast inventory requirements is of crucial importance in a business, where the tendency rapidly moves towards decreased inventory, fewer stocked items and avoiding cash flow stagnation with unused warehouse items.

PrintVis grants you a full overview of your purchase requirements for both goods and services based on individual job scheduling. Reliable inventory forecasting helps to keep supplies at optimal levels and saves company capital. Additional inventory management features lead to increased efficiency in the usage of paper, help you to reduce scrap, and allow you to make best use of inventory already in stock.

PrintVis allows you to use centralized purchasing, individual purchasing per job coordinator, or a combination of the two. PrintVis also grants you full control over which items are to be managed by automated purchase suggestions in the system.

Easily generate purchase orders for print and email with the Purchase Wizard, as well as invoices – as complex and highly detailed as you want, with customizable forms functionality in Business Central.

JOB COSTING

PrintVis grants you the full overview and history of each case, comparing the quotation with the actual consumption on the job. Was the quote all right? What was your level of cost? What was the profit contribution?

You can use the information in the system over and over again – so that each time you can react more efficiently and with deeper knowledge of your costs and other factors that affect your bottom line.

INVOICING

The invoicing of jobs is fully integrated into the estimating, the consumption and the job costing. Based on this information you can build the invoice with a single click. Invoices can be built straight from the offered price, the final price for the order, the actual consumption, any billable overtime, additional quantities, etc.

It is even possible to decide different building methods for each product line. This flexibility ensures that the system can meet all demands on invoicing.

FINANCIAL MANAGEMENT

Add fields, tables, and user-specific menus in a few minutes. Set up business rules – for example, payment terms and discounts for individual customers and vendors. Handle the full range of legal requirements and currency issues inherent in international trade, including euro business.

Analyze by a variety of criteria, such as profit, cost centers, departments, regions, product lines, or any other reporting unit. Use a range of pre-defined reports or your own customized company-specific reports. Present report results on the Web or distribute by e-mail, so managers and employees, network partners, and investors can stay informed about your company's activities. Integrations

Built on Microsoft Dynamics PrintVis integrates to MS Office, 3rd-party web-to-print solutions, and JDF (Job Definition Format).



PrintVis for label production

Label manufacturers share the same basic concerns as other branches of commercial printing: The need for waste reduction, cost management over raw materials, effective measurement of performance, and the maintenance of a profitable and innovative operation. All of these add up to control of your process.

PrintVis offers label converters an affordable, flexible and complete MIS/ERP solution with full print-centric functionality to manage every stage of their business, from the first quote until the job is produced and delivered to the customer – including a total financial package and robust business intelligence from Microsoft, on prem or in the cloud.

The software solution will help you manage all the steps of production for both long-repeat and short-custom runs on offset, digital, flexography and any other type of printing press. This includes detailed materials management and the control of complex variable data.

PrintVis has powerful functionality in the handling of the various tools that label printers use every day. As many pressure-sensitive labels require kiss-cutting/die-cutting, it is essential to handle such dies and their associated cylinders, adapters, etc. with a high level of detailed information. PrintVis will store the data that associates different tools with their compatible presses, making it easy to not only optimize your production, but also to

create the most cost-effective estimates from the outset. The die setup offers a comprehensive range of possibilities, including a teeth-count on the cylinder size, punch thickness, shapes and much more. Further, you can create dies and assign different statuses for them. For instance, some dies are stored in your local archive, some deep in the warehouse and some no longer even exist other than in your electronic database (for quoting purposes only) to let you know that a certain die must be purchased when it comes time to order.

Detailed information is stored for each label individually, including which clichés/plates, colors, paper, dies and even finishing information, such as rollup, folding or cutting method are applied to the label.

Furthermore, information on bobbin and roll-up size is stored for production security. In short, all vital information for a label is stored centrally, to avoid errors in production.

Whether with short, custom digital runs or bulk factory runs, label printing can be managed from quote to invoice with an intelligent print management information system. When that system is embedded into a proven ERP system, printers can enjoy the management of every aspect of their businesses with a single software solution. That solution is PrintVis.



PrintVis for packaging

Manufacturers of food packaging, folding cartons, labels, wraps, displays and other commercial packaging types vary in their production methods, from offset to digital to flexo, rotogravure and more.

They share the same basic concerns as other branches of commercial printing: The need for waste reduction, cost management over raw materials, effective measurement of performance, and the maintenance of a profitable and innovative operation. All of these add up to control of your process.

Like each segment of the print industry, packaging also comes with its own unique set of concerns. Depending on the product, packaging design can involve significant engineering work to ensure fit with the production process, satisfy legal requirements regarding safety, all the while considering the aesthetics of consumer taste and product promotion.

Packaging manufacturers must also pay attention to shipping weights, environmentally friendly materials (sustainability and reusability), tensile strengths of their products, temperature sensitivity, and much more. PrintVis understands the complex processes packaging companies follow to satisfy their customers, and the many planning hours associated with each production run.

From the estimating stage to pre-production and the many stops on the shop floor (or outside vendor) through which a folding carton or other type of package must go before finally landing on a store shelf, packaging houses understand there is very little room for error if a job is to remain profitable.

PrintVis provides quality control assurance by giving you control and insight into every stage of your production. PrintVis will make your packaging company run smarter and more efficiently, empowering your people to capture the data needed to optimize your operation, which will help you to satisfy, retain and grow your customer base. PrintVis' functionalities are a perfect fit for the flexography industry, which dedicates most of its output to flexible packaging.

You can decide (per machine) to produce stated quantities – or to calculate the quantity you expect per full roll of substrate produced (this is especially important to large-format flexo print, such as printing the outer wraps for corrugated boxes).

- If your business has a single, large format flexo printer it can be set to always produce full reels of substrate
- Other smaller flexo stations can be set to print specific quantities, utilizing only portions of the reels per order



- The specific information on which exact flexible relief plates (clichés) and inks/ink quantities that goes into each specific product – using Finished Goods templates
- Large flexo printers will often have an on-site color lab, so the ability to handle ink recipes is also covered by PrintVis

Another key challenge to packaging production is the die imposition, especially when the production requires individual job items to be nested into one another for optimum use of the substrate.

Determining the proper press for a packaging run will depend on what is being manufactured. Small pharmaceutical cartons frequently have complex interior structures which make for lengthy setups at the die-cutting and folding/gluing stages. Therefore, a smaller number up on a smaller press usually makes more sense (depending on the order quantity, of course).

PrintVis elegantly addresses such considerations with the built-in option to upload images to the system's Imposition Types and present the actual images on the calculation as well as in selected reports.


The imposition is fixed with the specifications given on the setup of the imposition type, and users see an actual image of the sheet layout with nested job items, rather than generic rectangles representing positions. Each

imposition type stores information on sheet, or web size, number of items on the actual imposition, how many up and across, as well as a large range of other information such as bleed, trim marks, gripper and gutter distance, stock caliper and more.

You can also store information on inner formats (L x W x H) and search on this input to select the best fit imposition for any job.

Dies can be set up in PrintVis as well, to correspond with the imposition types and ensure you have the die you need in house prior to production, as well as any accompanying production notes to help overcome any difficulties of prior runs.

In packaging the estimation process must factor in specifics, such as the material type, cost and waste for areas to be glued on a carton, necessary coating knockouts for proper adhesion and much more. PrintVis offers individual fields to specify areas where glue is to be applied, as well as the number of points to glue and similar specifics that put you in control of a job before it begins.



What sets PrintVis apart?

Aside from the fact that PrintVis has now been in the market for over 20 years, undergoing constant development by highly skilled specialists from the print industry, probably the greatest asset you will gain by adopting PrintVis to help you run your business is the strength and longevity of a certified Microsoft product, with all the familiarity and resilience you've come to know and trust from a company committed to driving business forward and improving manufacturing worldwide.

