

# Manufacturing Plus – Setup Guide



## Manufacturing Plus - Setup Guide

**48 Enhancements for Microsoft Dynamics 365  
Business Central – Premium Edition w/Manufacturing**

The screenshot displays the Dynamics 365 Business Central interface for 'CRONUS International Ltd.'. The navigation bar includes 'Inventory', 'Product Design', 'Capacities', 'Journals', and 'Posted Documents'. The 'MFG Plus Activities' section is active, showing a dashboard with metrics for Production, Sales, and Purchases.

**PRODUCTION**

SIMULATED	PLANNED	FIRM PLANNED	RELEASED
1	0	2	6

**SALES**

SALES QUOTES	SALES ORDERS	SALES INVOICES	SALES CR. MEMOS
0	42	1	1

**PURCHASES**

PURCHASE QUOTES	PURCHASE ORDERS	PURCHASE INVOICES	PURCHASE CR. MEMOS
0	21	0	0

**My Production Orders**

STATUS	PRODUCTION ORDER NO.	DESCRIPTION
Released	1011002	Bicycle
Released	1011004	Bicycle

**My Items**

ITEM NO.	DESCRIPTION	UNIT PRICE
1000	Bicycle	4,000.00
1001	Touring Bicycle	4,000.00
1100	Front Wheel	1,000.00
1150	Front Hub	500.00
1200	Back Wheel	1,200.00

**My Customers**

**Granule ID: 14004520**

**Produced and Distributed by:  
Cost Control Software, Inc.  
12409 Old Meridian Street  
Carmel, IN 46032**

**Phone: (317) 846-6025**

## Table of Contents

Application Description.....	3
Setup.....	4
Security.....	9
Support.....	10

## Application Description

### Objectives

Before we look at “Manufacturing Plus”, let’s be sure we know what problems we are trying to solve. Below is a list of the typical problems we hear from Manufacturing Companies. If you could solve 85% of this list, your business would run smoother and more efficiently.

#### Problems to be solved:

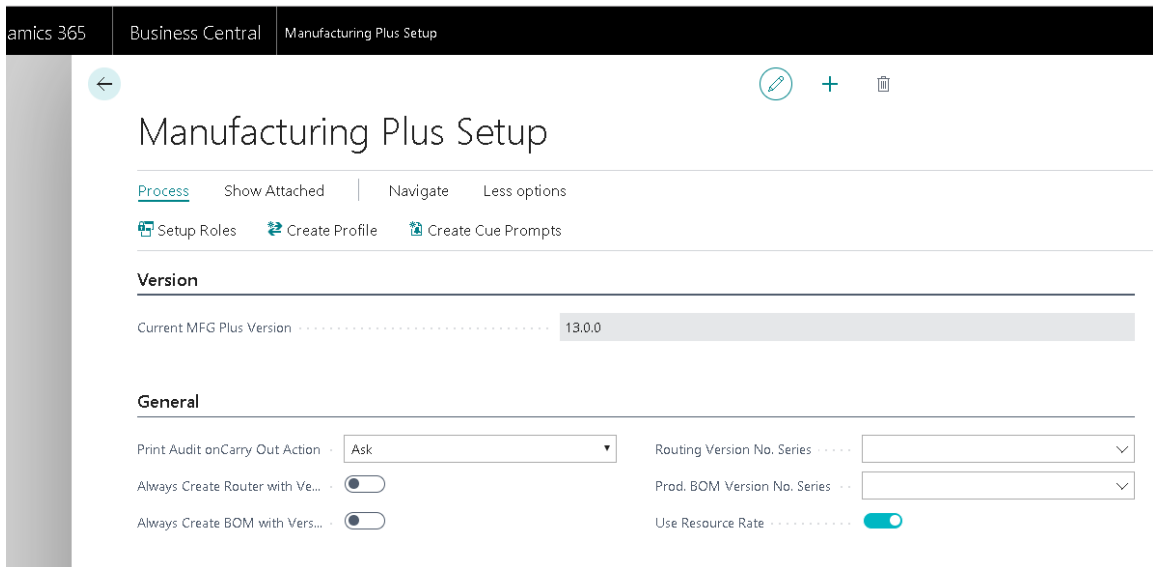
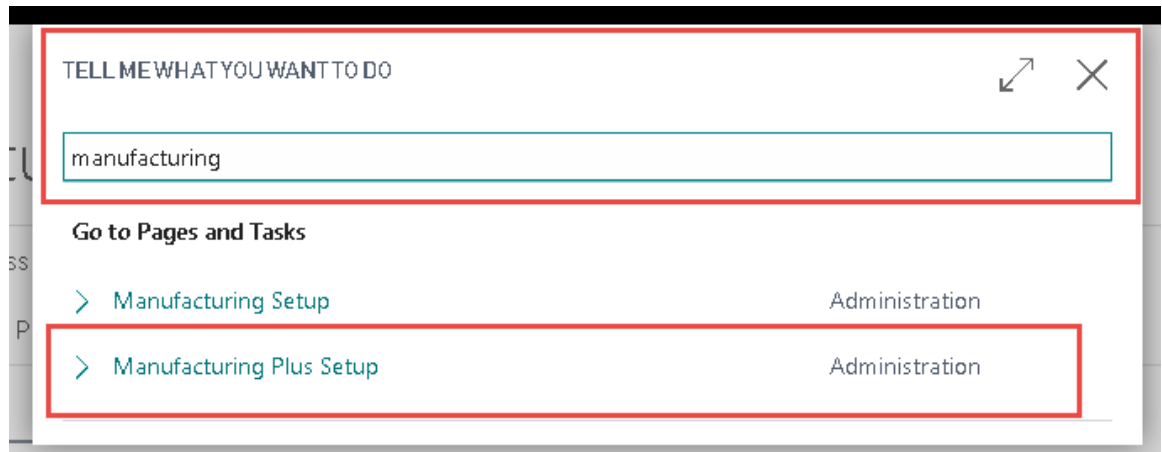
- 1. Quicker Access to Information**  
Customers tell us all the time that they know the information must be in there, but they just can’t get it out.
- 2. Better Reporting**  
Most Manufacturing Software comes with reports from the Author of the software. Microsoft Dynamics 365 BUSINESS CENTRAL comes with over 500 reports, but even then, customers want reports specific to their business. Excellent Reporting Tools are a must have.
- 3. Works the way we do business.**  
Adaptability to specific business needs are critical to a successful launch of a new software installation. Be sure you know how to use the tools embedded in the application and development environment to ensure the software workflow matches your processes.
- 4. Auditability**  
There must be no guess work as to how the numbers are calculated. This includes: Financials and Production Orders too.
- 5. Control**  
Don’t let the software be too automatic. Insist MRP makes a “recommendation” that a human must approve. Same for AP Check Runs, Invoice Generation, Broadcast E-Mails, and Imports of CAD created BOM.

**48 Enhancements for Microsoft Dynamics 365  
Business Central – Premium Edition w/Manufacturing**

# Manufacturing Plus – Setup Guide

## Setup

- Go to the Search Box (💡 in the Business Central Web Client) and enter manufacturing.
- Find “Manufacturing Plus Setup”




NOTE: The following 3 Steps are done Automatically in the Mfg Plus Extension Version:

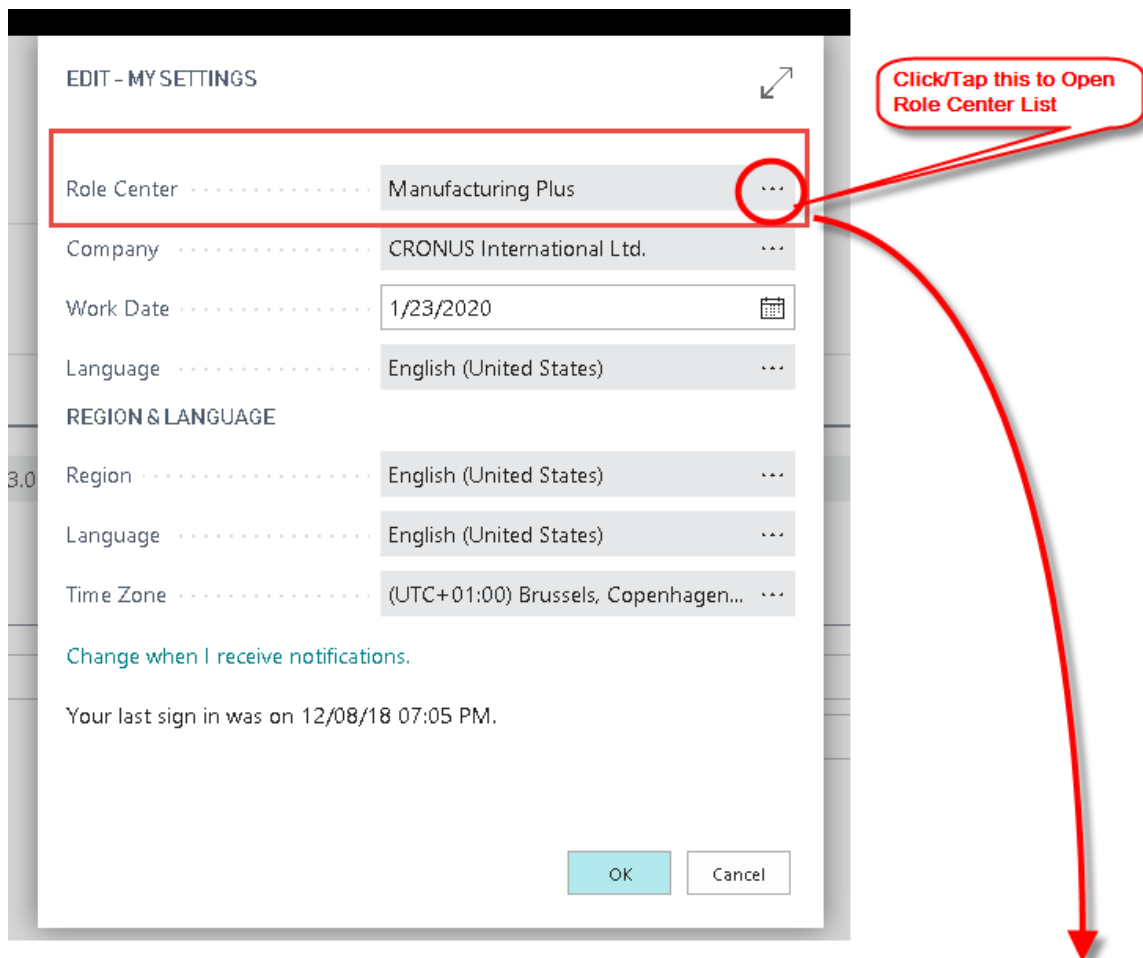
1. **Setup Roles:** Use the “Setup Roles” to automatically setup your user Roles.
2. **Create Profiles:** Use the “Create Profile” to automatically setup “Manufacturing Plus” on your list of available Profiles. Set Manufacturing Plus as your default Role Center or set your Personalization to default to the Manufacturing Plus Profile.

# Manufacturing Plus – Setup Guide

3. **Create Cuse Prompts:** Use the “Create Cue Prompts” to automatically insert a starting set of Tile Indicators. (Stop Light Indicators) You can adjust the indicators later to match your desired settings.

Time to select your Role Center

- Go to MY SETTINGS (  in the Business Central Web Client)
- Select “Manufacturing Plus” for the Role Center.



EDIT - MY SETTINGS

Role Center ..... Manufacturing Plus ...

Company ..... CRONUS International Ltd. ...

Work Date ..... 1/23/2020

Language ..... English (United States) ...

**REGION & LANGUAGE**

Region ..... English (United States) ...

Language ..... English (United States) ...

Time Zone ..... (UTC+01:00) Brussels, Copenhagen... ...


[Change when I receive notifications.](#)

Your last sign in was on 12/08/18 07:05 PM.

OK Cancel

Click/Tap this to Open Role Center List

# Manufacturing Plus – Setup Guide

AVAILABLE ROLE CENTERS 

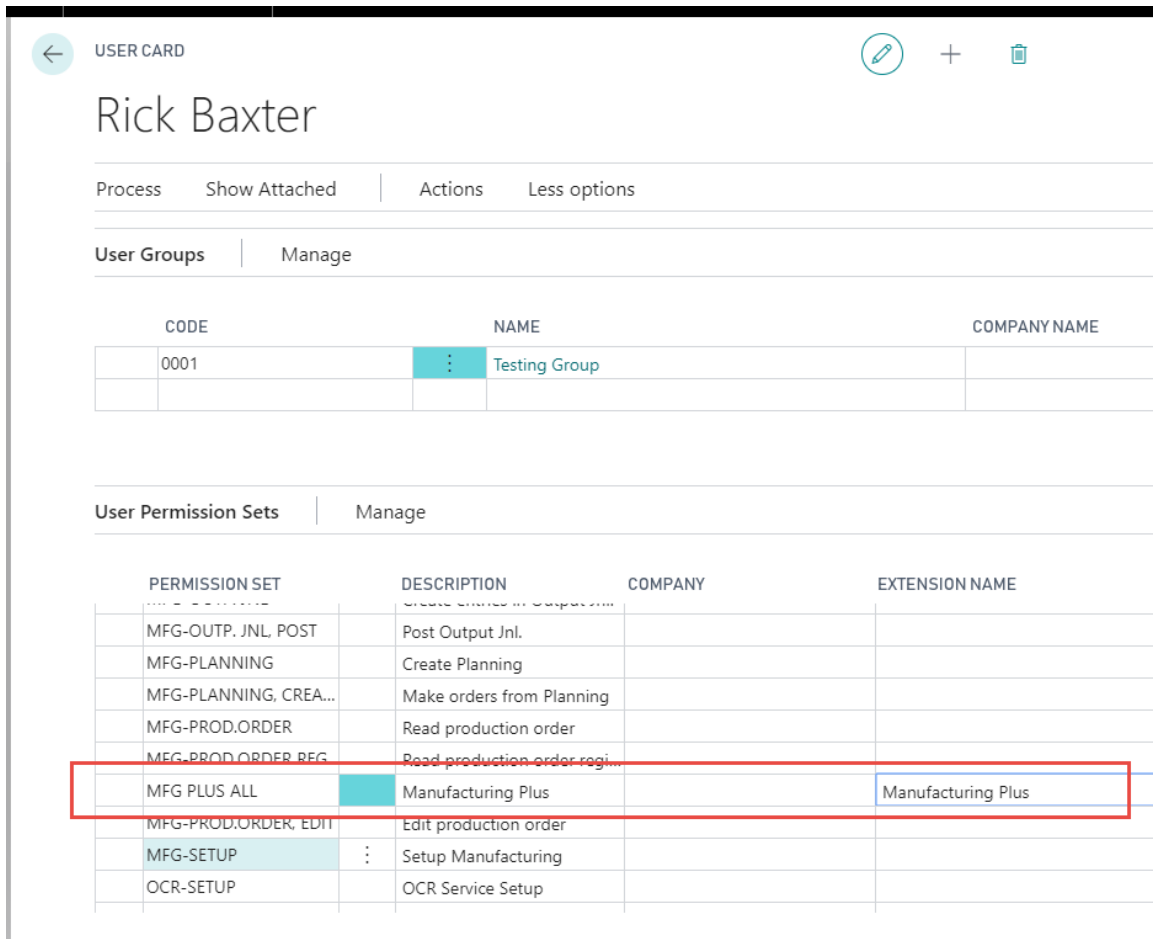
DESCRIPTION	APP NAME	SCOPE
Business Manager		System
Dispatcher - Customer Service		System
IT Manager		System
Machine Operator - Manufactu...		System
Sales Order Processor		System
Team Member		System
Warehouse Worker - Warehou...		System
Manufacturing Plus	Manufacturing Plus	Tenant

# Manufacturing Plus – Setup Guide

## Security Roles: (Now Automatic from Installation)

Permission Set = “MFG PLUS ALL” is created automatically.

Just add it to your User Setup as needed:



The screenshot shows the 'USER CARD' for 'Rick Baxter'. It includes sections for 'Process', 'User Groups', and 'User Permission Sets'. The 'User Permission Sets' table is highlighted with a red box, showing the 'MFG PLUS ALL' permission set.

PERMISSION SET	DESCRIPTION	COMPANY	EXTENSION NAME
MFG-OUTP. JNL. POST	Post Output Jnl.		
MFG-PLANNING	Create Planning		
MFG-PLANNING, CREA...	Make orders from Planning		
MFG-PROD.ORDER	Read production order		
MFG-PROD.ORDER, BEG...	Read production order regi...		
MFG PLUS ALL	Manufacturing Plus		Manufacturing Plus
MFG-PROD.ORDER, EDIT	Edit production order		
MFG-SETUP	Setup Manufacturing		
OCR-SETUP	OCR Service Setup		

# Manufacturing Plus – Setup Guide

## Support

Congratulations on your purchase of Manufacturing Plus! We couldn't be more thrilled for you. Soon, you will be on your way to enjoying and utilizing the features and functionality of this product.

Most importantly, Cost Control Software sincerely appreciates your trust in our products.

Should you have any questions, comments, or training requirements we encourage you to contact us immediately. Also, if you are considering modifications or seeking new software functionality, please contact us.

Cost Control Software provides many add-on products that may be just the solution you were looking for. We would be glad to provide you with a full Catalog of our products. You may also check out our website to see available add-on products as well.

Visit: [www.costcontrolsoftware.com](http://www.costcontrolsoftware.com) for more information.

**Produced and Distributed by:**  
**Cost Control Software, Inc.**  
**12409 Old Meridian Street**  
**Carmel, IN 46032**

**Phone: (317) 846-6025**