

CONNECTED ASSET LIFECYCLE MANAGEMENT

ABB Ability™ Ellipse® EAM

Enterprise asset management and enterprise resource planning for the transportation industry.



Optimise your critical asset management with a global market leader in EAM.

Assets are at the heart of the Ellipse EAM solution, delivering dependable business outcomes at a superior cost of operations and capital investment.

Transportation agencies are under increasing pressure to control costs and maximise return on assets. The business challenge encompasses balancing financial pressures with the operational goals of continually improving asset availability, reliable capacity and safety.

With over 35 years' industry experience, **ABB Ability Ellipse EAM** enables best practices in the day-to-day and lifecycle management of assets, work, logistics, financials and human resources. It empowers people to respond faster and make better decisions that directly impact the bottom line.

The Ellipse EAM solution is a driving force in:

- Increasing asset utilisation and productivity
- Reducing operating costs
- Delivering quality products and services
- Meeting regulatory standards for audit compliance
- Ensuring supply chain availability and visibility
- Allocating skilled resources appropriately
- Mitigating risk

Ellipse EAM supports the largest, complex, asset-intensive industries, with fully customisable functionality, and choice of an on premise or cloud-hosted SaaS delivery. For organisations that want the fastest path, Ellipse EAM can be operational in as little as 90 days, with pre-configured functionality, a smaller IT footprint and a streamlined implementation.




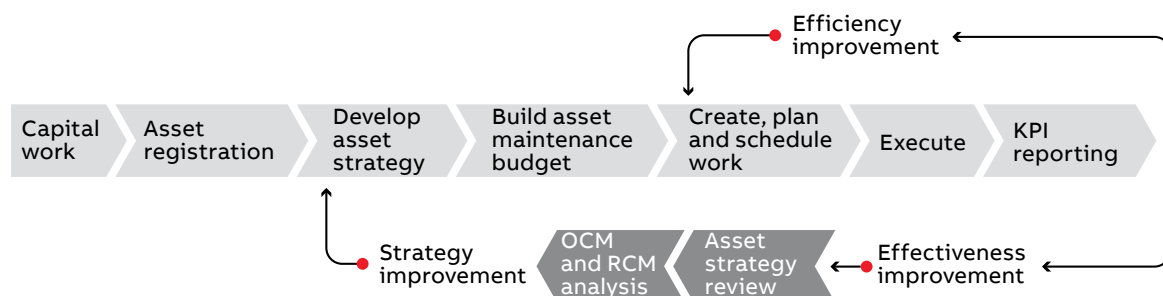
Support for ISO 55000 compliance

With over 150 business process models, Ellipse EAM is an essential tool to support compliance with the internationally-recognised ISO 55000 standards.

Organisations are increasingly aware that active asset management has significant benefits for improving business performance and driving down costs. The ISO 55000 asset management standards demonstrate the importance of having an integrated and sustainable asset lifecycle management strategy. Ellipse EAM utilises time-tested business processes and industry expertise that support the ISO 55000 standards, so you can concentrate on growing your business.

The industry best practices embedded in Ellipse EAM comprise easy-to-use online business process diagrams and supporting materials. With new people or contractors coming into the business, there are online tools to explain the step-by-step on-boarding process. These business process models are maintained by ABB in future software updates and allow a single source of truth, so your business continues smoothly without interruption.

— Ellipse EAM is aligned with ISO 55000 most fundamentally in its inherent focus on proactive risk assessment and comprehensive support for corrective and preventive actions, as illustrated in 'Manage Physical Assets' business process model diagram.





Asset & work management


Optimise your physical asset utilisation and cost management.

Ellipse EAM manages the entire asset lifecycle from design to operational life to disposal. The solution supports advanced planning, scheduling and execution of work, with integrated tools that optimally balance increased asset availability against the reduced costs of supporting the asset. Consolidated graphical views and easy-to-use organising and scheduling capabilities deliver better visibility to coordinate work activities for both short- and long-term planning.

Capital project functionality can manage the asset construction, and assets can be registered with Ellipse with superior flexibility in the definition of hierarchical and list-based asset and component structures. This enables powerful standardisation of maintenance strategies and work execution across plant, linear, mobile and fixed fleet assets.

The solution supports better asset performance by improving asset utilisation, ensuring equipment readiness and safety, increasing facility and equipment productivity and decreasing lifecycle costs. True cost savings are derived through:

- Advanced job scheduling techniques
- Proactive rather than reactive maintenance
- Application of risk-based asset strategies
- Reduced capital expenditure




Supply chain management

Balance supply availability with tighter cost controls.

Ellipse EAM supply chain management provides material demand planning that is focused on supporting parts availability linked to asset maintenance and repair schedules. This focus delivers probability-based, 'just-in-case', maintenance-aligned inventory and procurement, rather than a 'just-in-time', production-focused supply chain. This enables organisations to optimise the competing goals of maximising the availability of parts and other supplies whilst minimising the capital tied up in inventory holdings.

Ellipse EAM also offers a user-definable framework of parameters to establish and maintain inventory and procurement policies, and automate the replenishment of stores and optimise warehouse and supplier management. All business processes typically performed in the purchase-to-pay function are fully automated, supported by complete visibility of transactions along the entire value chain.



Corporate management

Complete end-to-end visibility of financial information, including grants.

Ellipse EAM transforms simple, single-entry financial data into meaningful information for managing project costs, job planning, asset cost of ownership, project capitalisation, statutory reporting and compliance. It provides complete transparency of financial transactions, making auditing and analysis simple.

With the ability to drill down or up a project hierarchy, the solution links, manages and traces multiple funding sources to one or many projects. It also controls expenditure against project fund limits and maintains tractability between the fund, project, equipment and fixed asset record for the entire lifecycle of assets purchased, built or acquired.

People management

The right people with the right skills at the right time.

Ellipse EAM delivers HR and payroll* capabilities so that HR professionals, executives and line managers can better manage their most critical resource – their people. Companies can align the workforce with strategic business goals, matching skill profiles with project requirements and availability schedules.

Combined with the need to do more with less and cost-effectiveness, Ellipse EAM functions such as employee self-service and manager self-service are becoming increasingly popular.



* Payroll is fully supported in Australia and via integration adapters to the local payroll providers.



Mobile solutions for fieldwork

Simple, proven, reliable solutions including SaaS apps

Ellipse EAM empowers customers to easily automate and mobilise existing business processes in the field, such as inspections, maintenance and other data capture activities. With ABB Ability Ellipse WFM, Fieldreach, or Ellipse EAM SaaS apps, these mobile solutions enable data access and data entry anywhere, avoiding errors and speeding up your end-to-end business process. Data is seamlessly and instantly shared within Ellipse EAM.

Standardised integration

Fast implementation time and fully supported in future upgrades

Ellipse EAM includes integration to Ellipse APM and Ellipse WFM as core product, and also offers productised integration scenarios for ADP®, SAP® ERP (SAP-certified), Fieldreach and more. These integration scenarios provide end-to-end capability to automate the entire asset maintenance cycle and financial system business process, and improve cross-functional decision making. Ellipse EAM integration delivers faster implementation, lower risk and full ABB support in future upgrades.



Business analytics for reports and dashboards

Real-time access to transaction data for improved decision-making

Ellipse EAM Analytics is an essential tool where data is transformed into timely graphic reports and dashboards across the business. Easy-to-read visuals help the business understand data changes and deliver faster decisions. The solution enables interactive visualisations of KPIs and performance metrics, providing drill-through to detailed reports and enable reports to be scaled to phones and tablets.

ABB Cloud Services

Global services for day-to-day operational management of your Ellipse EAM solution

ABB Cloud Services can manage your Ellipse EAM solution and IT infrastructure, application upgrades, customer support and security management. All ABB professionals are backed by knowledge databases, support documentation and development resources. The service solutions are modular and enable you to completely outsource application management and IT operations, or you can choose services to complement your internal capabilities.

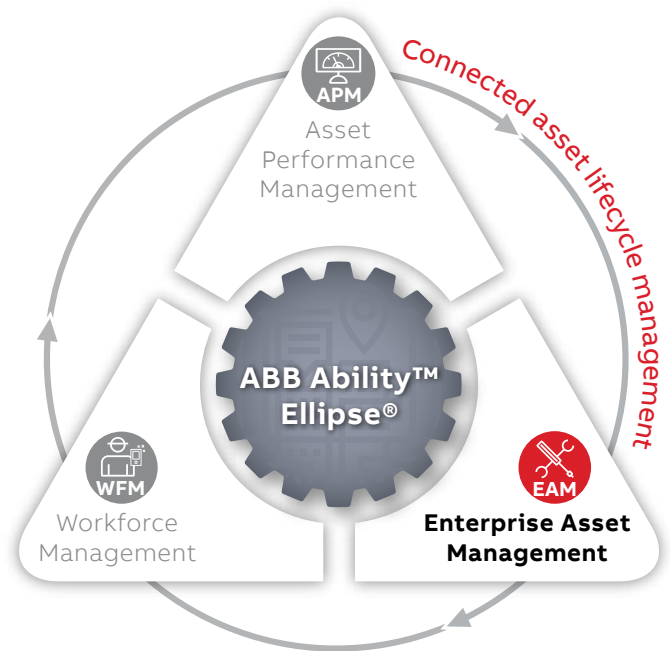


ABB Ability Ellipse

Connected asset lifecycle management

Ellipse EAM is a key component of ABB Ability™ Ellipse®, the premier connected asset lifecycle management solution that unifies world-class functionality of enterprise asset management (EAM), workforce management (WFM) and asset performance management (APM).

Ellipse EAM allows for the orchestration of priority, process and people across an organisation and enables peak operational performance and continuous process improvement in line with ISO 55000 best practices. Implementing Ellipse EAM as part of a comprehensive asset management strategy enables cross-functional visibility, consolidated reporting, improved workforce productivity and reduced down-time.



Working together to work better.

Communication and connection between the three cornerstone functions of Ellipse drive continuous, successful operations.



—
abb.com/enterprise-software
info.pges@abb.com