



MOBILEPAY INVOICE

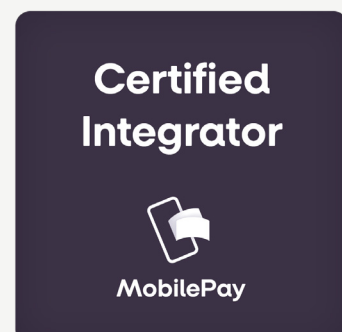
Send invoices via MobilePay and receive payment with a single swipe

You already know MobilePay as a payment application for your smartphone. With this extension, you get all the familiar functionality from this application – only for collections of payment.

Simple, fast and effective collection of payments!

In collaboration with MobilePay Denmark A/S, Continia Software has developed the extension MobilePay Invoice for Microsoft Dynamics 365 Business Central. This extension enables you to charge your customers via MobilePay – directly from Microsoft Dynamics 365 Business Central.

After adding the MobilePay Invoice extension to your Microsoft Dynamics 365 Business Central, you are ready to customize the solution to your organization. The setup is quickly done with the build-in setup wizard.

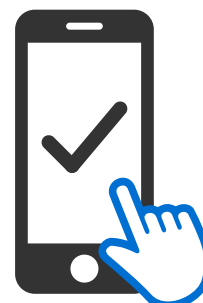




KEY BENEFITS FOR YOU

EASIER COLLECTION OF PAYMENTS

This extension adds another collection functionality to your finance system, enabling your customers to pay directly via their smartphone with a single swipe. Send the invoice directly to your customer and let your customer pay with a single swipe.




TRANSPARENT PAYMENT STATUS

You can track the payment status at any time. This way, you can see if the payment has been approved, paid or rejected, or if the due date has been passed.

USABILITY MAKES THE DIFFERENCE

Customers are more likely to pay before or on the due date if the payment method is easy and user-friendly. Letting your customers pay with one single swipe increases the usability to new standards.



LESS ADMINISTRATION

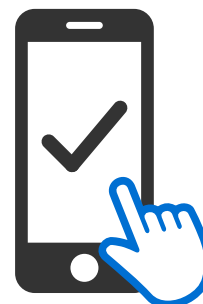
When you reduce the level of manual typing, you additionally reduce the risk of errors.



KEY BENEFITS FOR YOUR CUSTOMERS

SIMPLE AND SWIFT PAYMENT

One swipe and the invoice has been paid. That is how easy it is! No hassle, no logging into the online bank, no manual typing. Just swipe.




PAYMENT INFORMATION IN ONE PLACE

Credit card information is stored directly in the MobilePay app.

NEVER MISS A PAYMENT

Customers will receive a Push-notification upon a given due date or when you receive a new invoice in your MobilePay app, thereby making it easier to pay on time and avoid reminders.



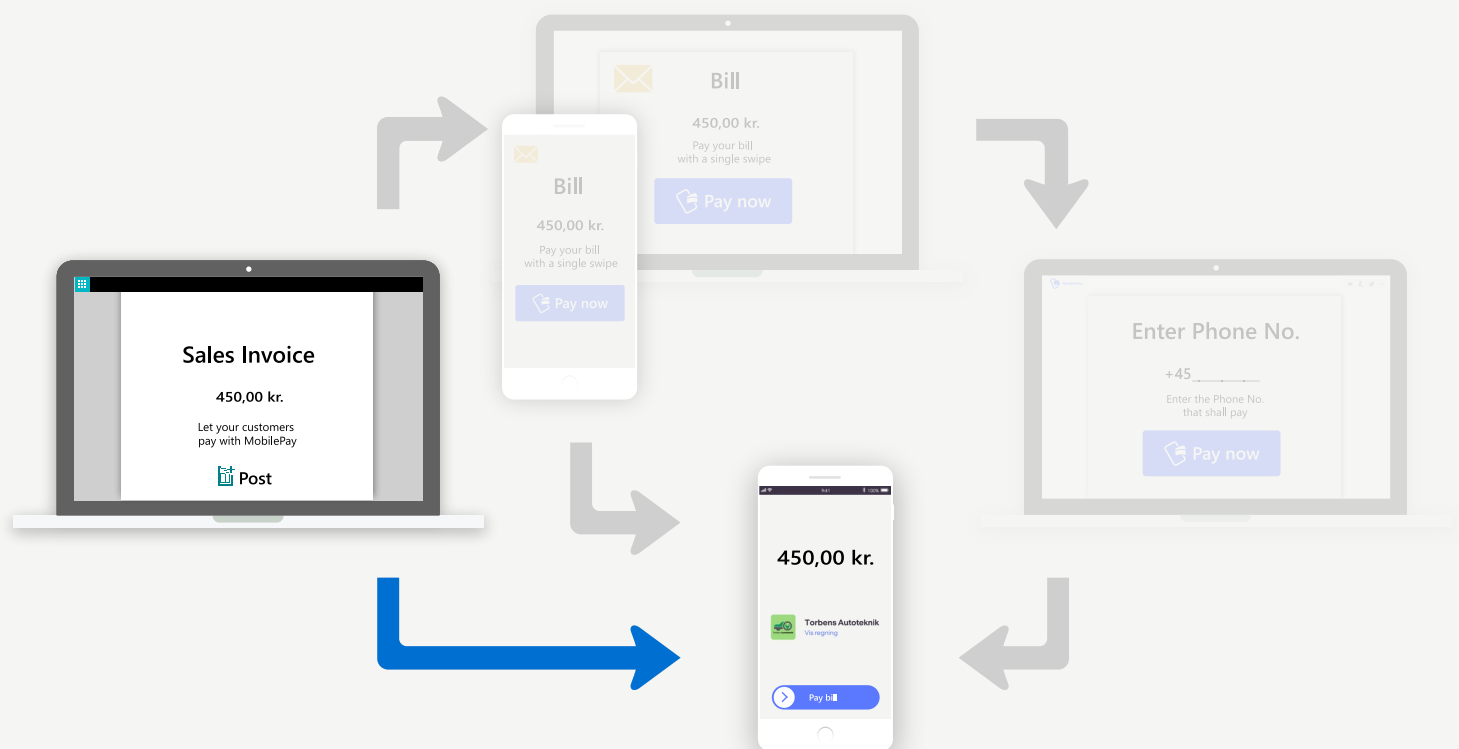
PAYMENT STATUS IN ONE APP

Once the payment is completed, customers can see it under 'Activities' in the MobilePay app. Outstanding payments are also presented in a clear overview, proving your customer with a complete overview of all payments.



ONE-SWIPE-PAYMENT

This extension is easy and swift to install in Microsoft Dynamics 365 Business Central. The setup can be done in 5 minutes, and you can start to send invoices in two ways;



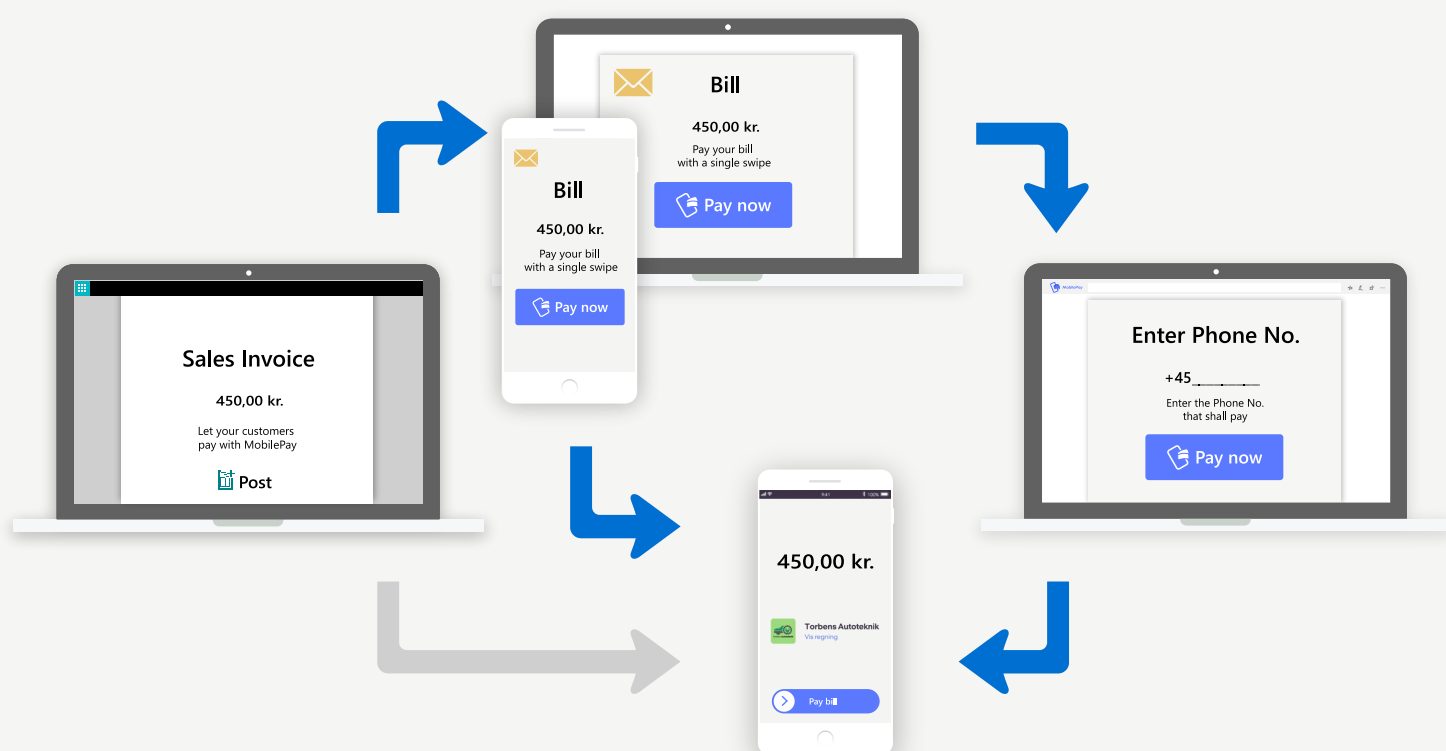
MOBILEPAY INVOICEDIRECT

Once you have installed the MobilePay extension and create an invoice, you can select the MPI DIRECT payment method. Upon posting the invoice, your customer (who must be a MobilePay user) receives a message on his smartphone stating that there is an invoice for payment in MobilePay. The customer opens MobilePay and approves the payment with a swipe.



ONE-SWIPE-PAYMENT

This extension is easy and swift to install in Microsoft Dynamics 365 Business Central. The setup can be done in 5 minutes, and you can start to send invoices in two ways;



MOBILEPAY INVOICELINK

You can also insert a MobilePay payment link on your invoices. Upon posting the invoice, your customer receives the invoice as usual – but with a MobilePay payment link inserted. When the customer clicks on the link, the invoice opens in MobilePay and the customer approves the payment with a swipe. MobilePay Invoice Link allows you to offer your customers payment via MobilePay even if you do not have the customer's mobile number. The only thing this solution requires is that you send the invoice electronically to the customer, for example as PDF.