



TrinAuto Mfg.

TrinSoft has extended the capabilities of Microsoft Dynamics 365 Business Central to provide automotive manufacturing companies with an all-in-one business software that will provide their users a single view into all aspects of their organization. This solution will help companies to maximize revenue, increase efficiency, and grow customer engagement through its fully integrated offerings ranging from scanning, receiving, shipping, confirmation, forecasting, financial management, reporting, and much more!

Overview

The TrinAuto Mfg. was one of the first solutions certified as an accepted alternative to the Toyota Shipping Confirmation System (SCS).

Imbedded within our solution is a specific scanning function that can be used on any Android, Apple, or Windows mobile device, which enables your warehouse users to disconnect from a tethered scanner and to work independently of a laptop or PC. The scanning application is completely integrated within the ERP solution, which will save you time and money by eliminating duplicate entry.

TrinAuto Mfg. will enable your organization to have complete visibility to the orders on a pallet, pallets within a trailer, and real-time visibility to order and confirmation status along with notifications and triggers of possible late or delayed shipments.

The TrinAuto Mfg. is built on top of the award-winning Microsoft Dynamics 365 Business Central software, which includes out of the box inventory management, warehouse management, and strong manufacturing solutions.


How to Guide

Setup

Once you have installed the TrinAuto Mfg. extension into Dynamics 365 Business Central, your system is setup and ready to go. This trial application will only display the Orders page. The sole purpose of this app is to spark an interest in wanting more information on how we drive your business forward by providing an innovative, automotive technology focused business solution.

Step-by-Step instructions

The following is a guideline for using the TrinAuto Mfg.

1. **View TrinAuto Orders page**
 - a. Open Dynamics 365 Business Central
 - b. Click on the Search Icon  along the top right of the banner.

- c. In the Search window, type “TrinAuto Orders” and select “TrinAuto Orders” from the list.

TELL ME WHAT YOU WANT TO DO

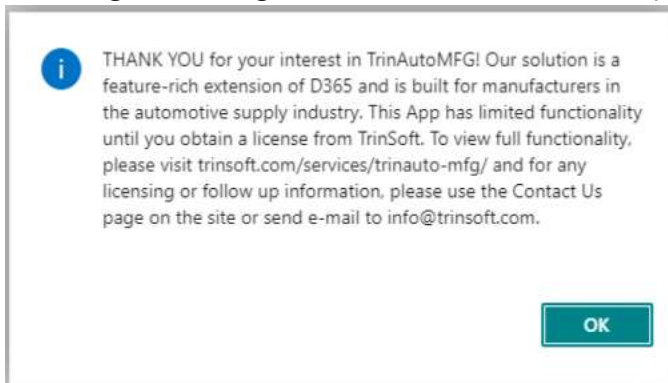
TrinAuto Orders

Go to Pages and Tasks

> TrinAuto Orders Lists

Didn't find what you were looking for? Try [exploring](#)

- d. You will get a message about the limited functionality



- e. The TrinAuto Orders page will open with sample data

Dynamics 365 Business Central

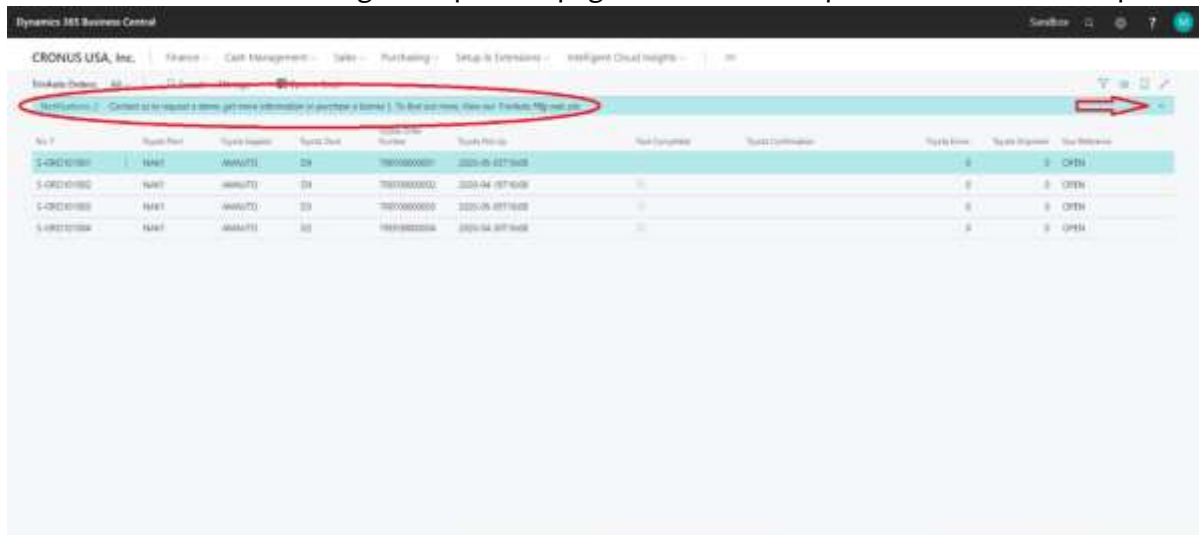
CRONUS USA, Inc. | Finance | CRM | Sales | Purchasing | Setup & Extensions | Intelligent Cloud Insights

TrinAuto Orders | All | Search | Manage | Open in Power

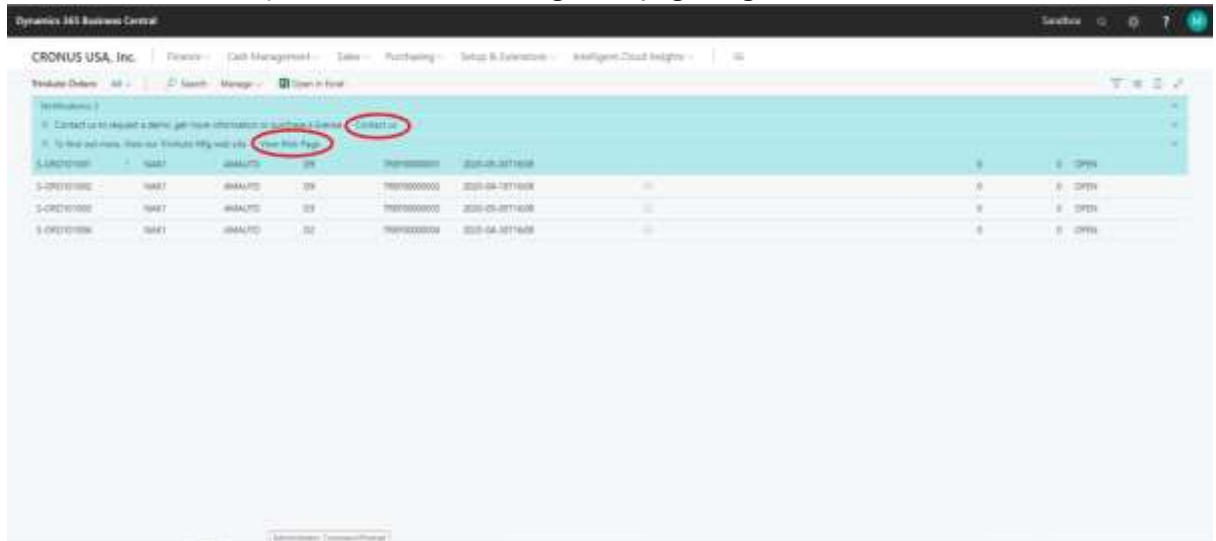
Notifications: 1. Click on the request to items, get more information or purchase of items. To find out more, click on 'Find out more'.

No.	TrinAuto Order	TrinAuto Supplier	TrinAuto Item	TrinAuto Order Number	TrinAuto Order Date	TrinAuto Order Status	TrinAuto Order Type	TrinAuto Order Description	TrinAuto Order Amount	TrinAuto Order Balance
1	10-ORD101001	AAAAC	AAAAC	1000000001	2020-01-01T10:00	Open	1	1	1	1
2	10-ORD101002	AAAAC	AAAAC	1000000002	2020-01-01T10:00	Open	1	1	1	1
3	10-ORD101003	AAAAC	AAAAC	1000000003	2020-01-01T10:00	Open	1	1	1	1
4	10-ORD101004	AAAAC	AAAAC	1000000004	2020-01-01T10:00	Open	1	1	1	1

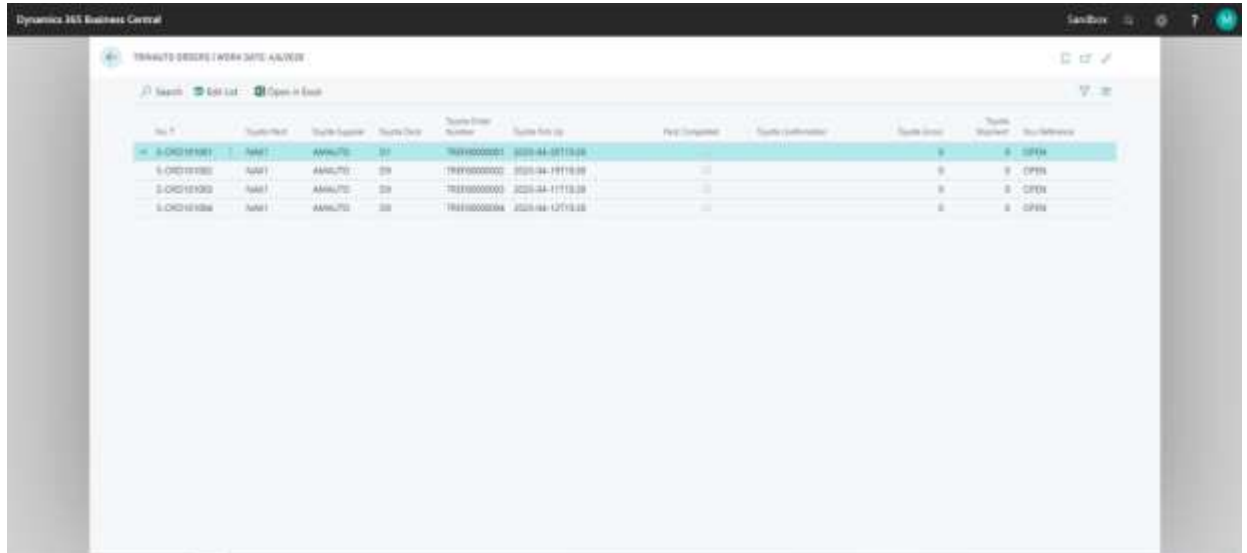
- f. Notice the notifications along the top of the page. Click on the drop down to the left to expand.



- g. You will see two notifications with links: One link will go to TrinSoft's contact page where you can send a request for more information or a demo and even chat with one of our staff members. The second link will send you to our TrinAuto Mfg. web page to get more detailed information.



- h. You can close the notifications by clicking on the x to the left of each one and continue viewing the page.



The screenshot shows the Dynamics 365 Business Central interface. At the top, there's a header bar with 'Dynamics 365 Business Central' on the left and 'Sandbox' on the right. Below the header, there's a sub-header 'TRINAUTO DESIGNS / WORK ORDER ANALYSIS'. The main area displays a table with columns: 'No.', 'TrinAuto Part', 'TrinAuto Supplier', 'TrinAuto Date', 'TrinAuto Order Number', 'TrinAuto Qty (kg)', 'Part Completed', 'TrinAuto Confirmation', 'TrinAuto Status', 'TrinAuto Work Order', and 'TrinAuto Reference'. The table contains four rows of data, all with 'No.' values starting with 'S-ORD151001' and 'TrinAuto Part' values starting with 'TAM1'. The 'TrinAuto Status' column shows 'OPEN' for all rows.

No.	TrinAuto Part	TrinAuto Supplier	TrinAuto Date	TrinAuto Order Number	TrinAuto Qty (kg)	Part Completed	TrinAuto Confirmation	TrinAuto Status	TrinAuto Work Order	TrinAuto Reference
S-ORD151001	TAM1	AMALTO	20	190100000000	2020-04-0110.00	100		OPEN		
S-ORD151002	TAM1	AMALTO	20	190100000000	2020-04-1910.00	100		OPEN		
S-ORD151003	TAM1	AMALTO	20	190100000000	2020-04-1110.00	100		OPEN		
S-ORD151004	TAM1	AMALTO	20	190100000000	2020-04-1210.00	100		OPEN		

THANK YOU for your interest in TrinAuto Mfg! Our solution is a feature-rich extension of Microsoft Dynamics 365 Business Central and is built for manufacturers in the automotive supply industry. This App has limited functionality until you obtain a license from TrinSoft. To view full functionality, please visit trinsoft.com/services/trinauto-mfg/ and for any licensing or follow up information, please use the Contact Us page on the site or send e-mail to info@trinsoft.com.