



# TECH TRADE

**AVAILABILITY INDICATORS  
IN MICROSOFT DYNAMICS 365  
BUSINESS CENTRAL V1.12.0.0**

---

**HOW TO INSTALL**

## Table of Contents

Table of Contents .....	2
Introduction.....	3
Installation .....	4
Permissions Configuration .....	4

## Introduction

The WSB Tech Trade Availability Indicators extension provides a collection of features and improved and new functionalities that will benefit many Microsoft Dynamics 365 Business Central customers active in the trade sector. These functionalities are developed for companies active in the wholesale of technical goods, but not limited to those companies, as the functionalities will benefit many other customers who wholesale goods.

The extension is a collection of multiple features and will continually be improved and extended with new functionalities. Currently the extension comprises the following:

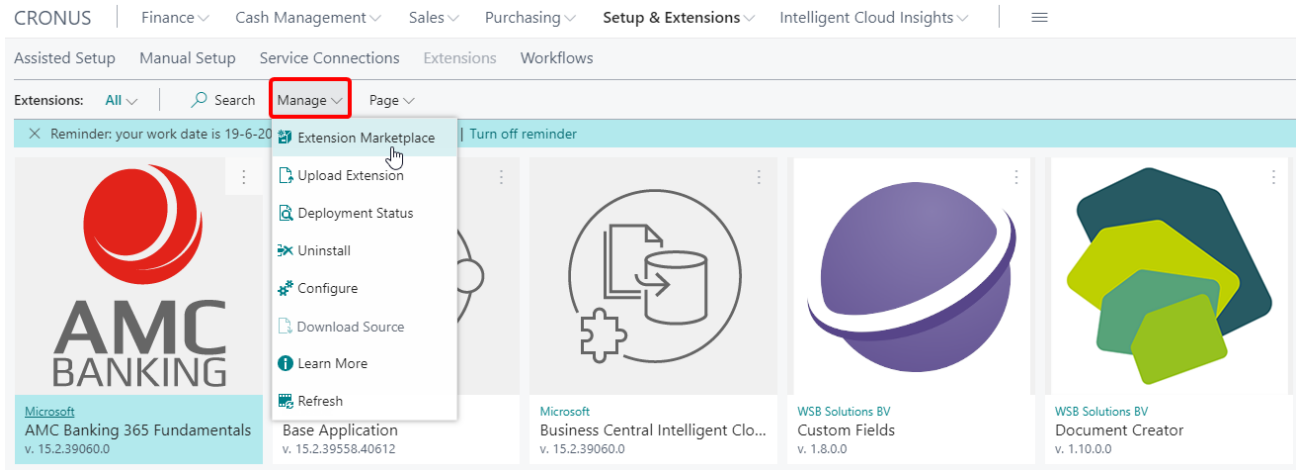
- ✓ Orig. Unit Price and Line Discount %
- ✓ Manual price
- ✓ Price Signaling
- ✓ Copy items with Subsidiary Records
- ✓ Item Price Import/Export

The details of these modules will be presented in Chapter ?? of this documentation

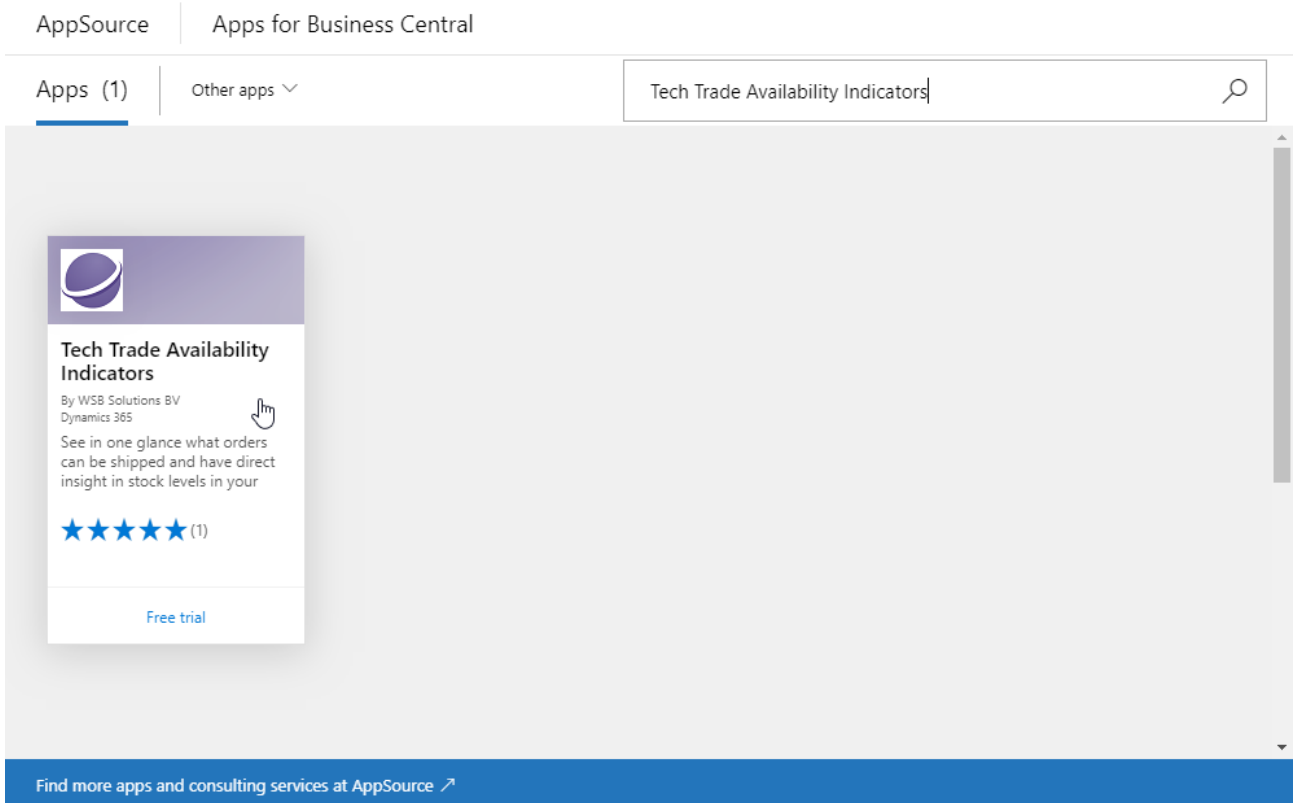
## Installation

The WSB Tech Trade Availability Indicators extension can be installed from the Extension Marketplace (AppSource). To install the extension, please follow the following steps:

1. In Microsoft Dynamics 365 Business Central, go to **Setup & Extensions > Extensions**
2. Open the Extension Marketplace (AppSource) via: **Manage > Extension Marketplace**




3. Search for and select “Tech Trade Availability Indicators” (By WSB Solutions BV)



4. Please take note of the End-User License Agreement and Privacy Statement
5. Choose **FREE TRIAL**, enter your details, and follow the further steps in the **Extension Installation** page that will open in Microsoft Dynamics 365 Business Central.

[AppSource](#) | [Apps for Business Central](#)



FREE TRIAL

Products  
[Dynamics 365 Business Central](#)

Publisher  
WSB Solutions BV

Acquire Using  
Work or school account

Version  
1.12.0.0

Categories  
[Operations + supply chain](#)  
[Productivity](#)  
[Sales](#)

Industries  
[Distribution](#)  
[Manufacturing](#)

Products supported  
SANA  
Magento

Support  
[Support](#)  
[Help](#)

Legal  
[License Agreement](#)  
[Privacy Policy](#)

## Tech Trade Availability Indicators

WSB Solutions BV

★★★★★ 5.0 (1)

Free trial

Overview [Reviews](#)

See in one glance what orders can be shipped and have direct insight in stock levels in your orders!

*"Do I have enough in stock to ship this item to the customer?". How many times a day are you looking for the answer to this question?*

One of the key tasks for most wholesale companies is keeping the stock as low as possible, without affecting the reliability of the deliveries too much. One should be able to make quick and easy decisions on the following questions:

- Which shipping dates can I promise to my customer?
- Which orders can be shipped now?

This app provides the user with some powerful insights: in the orderlines (sales, transfer, assembly), we have added a colored indicator that tells the user whether the the order line can be shipped: a green indicator means: "sufficient stock to cover all of the current needs". An orange indicator tells the user that there is currently no stock, but enough replenishment is already planned. And a red indicator means that the new replenishment should be planned, otherwise there will be a shortage for the current item. Besides these basic functions, we have added some combinations of the aforementioned colors.

*"But what if I assembly items?"*

The app will provide you with insight in the stock of the required materials as well! Sales lines with items that have an "assemble-to-order" policy, will have a distinctive indicator, that shows if the item can be assembled at the current moment (=green indicator with a structure symbol) or that replenishment is already planned for all items (orange structure icon) etc.

*"OK, I get visualisations that tell me the availability of order lines. But I am still missing insight in when to ship these items"*

## Permissions Configuration

Once WSB Tech Trade Availability Indicators extension has been installed, the permission set TECH TRADE AVAIL. I. has been added to the system.

Dynamics 365 Business Central				
CRONUS Nederland BV   Sales ▾ Purchasing ▾ Inventory ▾ Posted Documents ▾ Setup & Extensions ▾				
Permission Sets:   🔍 Search + New Manage ▾ 📄 Permissions 👤 User Groups 📄 Copy Permission Set... 📄 Import Permission Set				
PERMISSION SET ↑ ▾	NAME	TYPE	EXTENSION NAME	
TECH TRADE AVAIL. I.	Tech Trade Availability Ind.	Extension	Tech Trade Availability Indicators	
TECH TRADE ESSENTIAL	Tech Trade Essentials	Extension	Tech Trade Essentials	

This permission set should be assigned to relevant users or user groups.

To assign the TECH TRADE AVAIL. I. permission set to users:

1. Choose the Lightbulb icon on the top right corner of the Microsoft Dynamics 365 Business Central to open search, enter **Users**, and then choose the related link.
2. Select the user that you want to assign permission to. Any permission sets that are already assigned to the user are displayed in the **Permission Sets** FactBox.
3. Choose the **Edit** action to open the **User Card** page.
4. On the **User Permission Sets** FastTab, on a new line, fill in the Permission Set field with TECH TRADE AVAIL. I.

For more information, please refer to Dynamics 365 Business Central documentation - [Managing Users and Permissions](#)