

TAXES

VAT

VAT Management for Italy

Vat exemptions, plafond and fiscal reporting
with Microsoft Dynamics 365 Business Central



VAT Management for Italy

App for Microsoft Dynamics 365 Business Central

VAT Management For Italy allows you to manage Vat exemptions and plafond and fiscal reporting with Microsoft Dynamics 365 Business Central



Do you need to manage Sales and Purchase VAT Exemptions? Do you want to preview and check VAT Plafond overruns? Do you need to print accurate reports for multiple VAT registers automatically updating last page number? Do you feel the necessity to print the declaration of intent on the official layout?

How it works

The VAT Management for Italy app for Microsoft Dynamics 365 Business Central allows you to:

- manage VAT exemption (D.I.) at document line level
- preview and check VAT Plafond overruns
- print accurate reports for multiple VAT registers and execute VAT settlement



Quick Guide

Ready to go in 5 steps:

1. Enter the Setup and create a VAT Exemption Card for your Vendor
2. Post a Purchase Invoice with VAT exemption
3. Check VAT Plafond overruns
4. Print multiple VAT Registers
5. Execute VAT Settlement



www.eos-solutions.it

VAT Management for Italy - SUMMARY

For a summary of the functionalities, press ALT + Q and type "VMI".

TELL ME WHAT YOU WANT TO DO		↗	×
VMI			
Go to Pages and Tasks		Show less (3)	
>	VAT Exemptions (VMI)	Lists	
>	VAT Plafond Periods (VMI)	Lists	
>	VAT Exemption Setup (VMI)	Administration	
>	VAT Plafond Summary (VMI)	Administration	
>	Create VAT Exemption (VMI)	Administration	
Go to Reports and Analysis			
📄	VAT Plafond Periods (VMI)	Reports and Analysis	
📄	VAT Register - Print (VMI)	Reports and Analysis	
📄	VAT Exemptios - Print (VMI)	Reports and Analysis	

VAT Exemptions

In order to create a vat exemption card you can find the specific action on the Vendor / Customer page. A Factbox page on the right shows all the details of the exemptions.

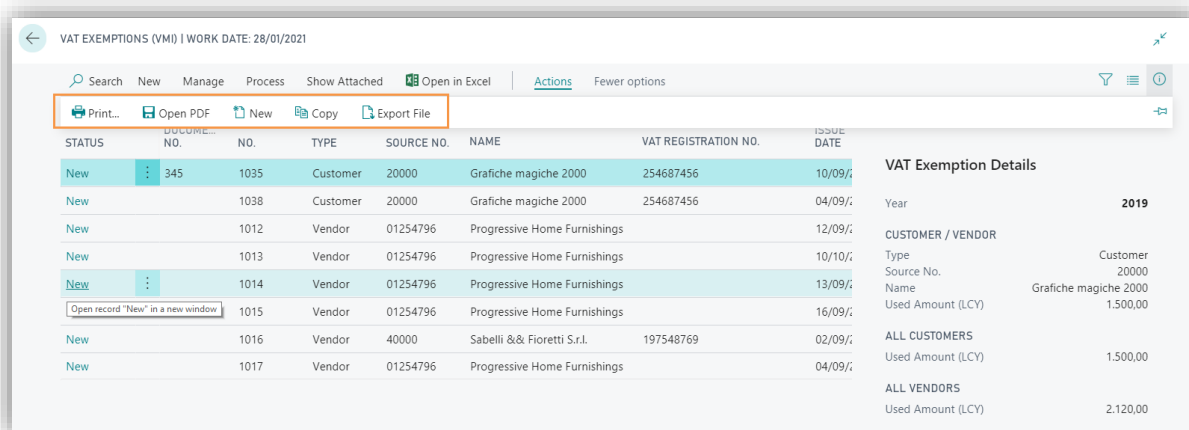
VAT Exemption Details	
VAT Exemption Details	
Year	2019
CUSTOMER / VENDOR	
Type	Vendor
Source No.	01254796
Name	Progressive Home Furnishings
Used Amount (LCY)	120,00
ALL CUSTOMERS	
Used Amount (LCY)	1.000,00
ALL VENDORS	
Used Amount (LCY)	2.120,00



It shows the totals for all Customer and all Vendors.

When creating an invoice it is possible to enter an exemption valid **for a single line** filling in the "VAT Exemption No." field.

Print / Copy / Export VAT Exemptions



VAT EXEMPTIONS (VM) | WORK DATE: 28/01/2021

Search New Manage Process Show Attached Open in Excel Actions Fewer options

Print... Open PDF New Copy Export File

STATUS	NO.	NO.	TYPE	SOURCE NO.	NAME	VAT REGISTRATION NO.	ISSUE DATE
New	345	1035	Customer	20000	Grafiche magiche 2000	254687456	10/09/21
New		1038	Customer	20000	Grafiche magiche 2000	254687456	04/09/21
New		1012	Vendor	01254796	Progressive Home Furnishings		12/09/21
New		1013	Vendor	01254796	Progressive Home Furnishings		10/10/21
New		1014	Vendor	01254796	Progressive Home Furnishings		13/09/21
		1015	Vendor	01254796	Progressive Home Furnishings		16/09/21
New		1016	Vendor	40000	Sabelli & Fioretti S.r.l.	197548769	02/09/21
New		1017	Vendor	01254796	Progressive Home Furnishings		04/09/21

Open record "New" in a new window

VAT Exemption Details

Year: 2019

CUSTOMER / VENDOR

Type: Customer

Source No.: 20000

Name: Grafiche magiche 2000

Used Amount (LCY): 1.500,00

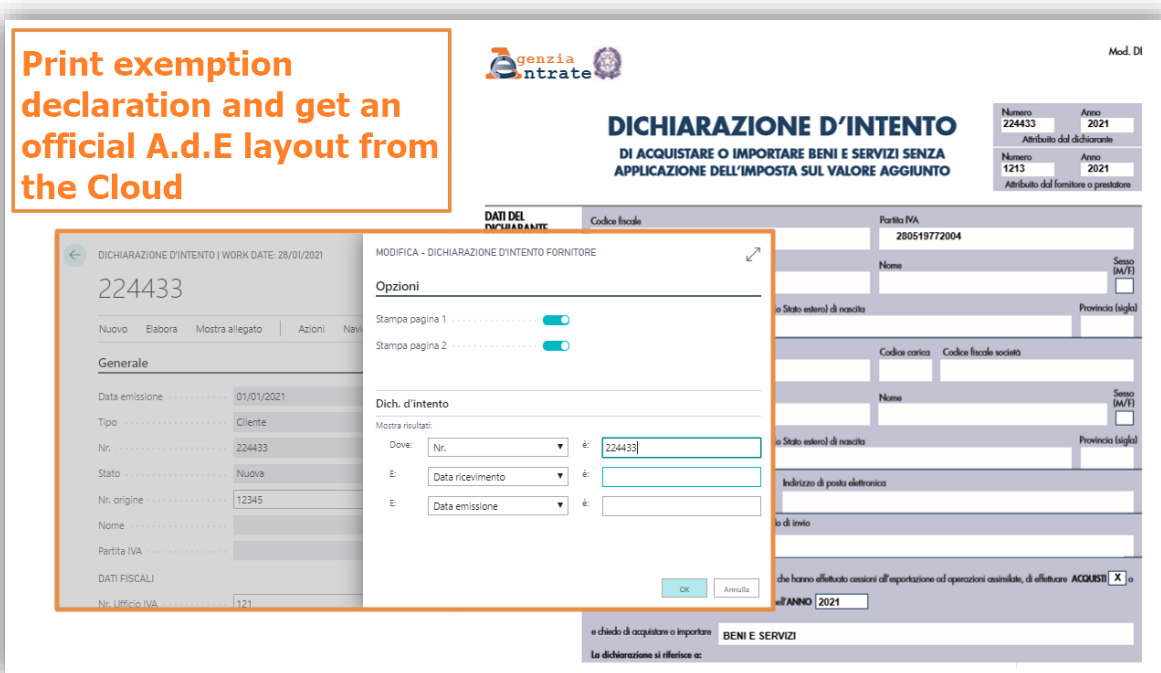
ALL CUSTOMERS

Used Amount (LCY): 1.500,00

ALL VENDORS

Used Amount (LCY): 2.120,00

It is possible to print fields and values of the declaration according to the positions of the official layout provided by the Tax Authority.



Print exemption declaration and get an official A.d.E layout from the Cloud

agenzia entrate

DICHIARAZIONE D'INTENTO
DI ACQUISTARE O IMPORTARE BENI E SERVIZI SENZA
APPLICAZIONE DELL'IMPOSTA SUL VALORE AGGIUNTO

Mod. DI

Numero 224433 Anno 2021
Attribuito dal dichiarante

Numero 1213 Anno 2021
Attribuito dal fornitore o prestatore

DATI DEL DICHIARANTE

Codice fiscale

Partita IVA 280519772004

Nome

Sesso (M/F)

Stato estero di nascita

Provincia (sigla)

Codice civico

Codice fiscale società

Nome

Sesso (M/F)

Stato estero di nascita

Provincia (sigla)

Indirizzo di posta elettronica

Indirizzo di invio

che hanno effettuato cessioni all'esportazione od operazioni assimilate, di effettuare ACQUISTI

ANNO 2021

e chiedo di acquistare o importare BENI E SERVIZI

La dichiarazione si riferisce a:

DICHIARAZIONE D'INTENTO | WORK DATE: 28/01/2021

224433

Nuovo Elabora Mostra allegato Azioni

Generale

Data emissione 01/01/2021

Tipo Cliente

Nr. 224433

Stato Nuova

Nr. origine 12345

Nome

Partita IVA

DATI FISCALI

Nr. Ufficio IVA 121

MODIFICA - DICHIARAZIONE D'INTENTO FORNITORE

Opzioni

Stampa pagina 1

Stampa pagina 2

Dich. d'intento

Mostra risultati:

Dove: Nr. 224433

E: Data ricevimento

E: Data emissione

OK Annulla

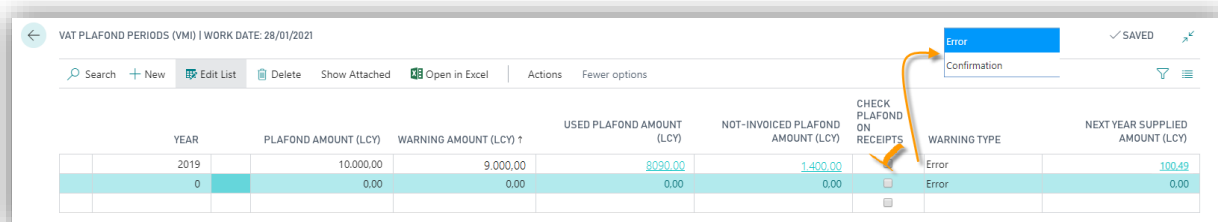
It is possible to open the declaration in a pdf file preloaded in the system.

If you need to enter in the current year Declarations already entered for the previous year, it is possible to copy them without entering all the data.

It is possible to select one or more declarations to be exported in .txt file format.

VAT Plafond Periods

Eos Vat Management for Italy app allows you to preview and check VAT Plafond overruns:



YEAR	PLAFOND AMOUNT (LCY)	WARNING AMOUNT (LCY) †	USED PLAFOND AMOUNT (LCY)	NOT-INVOICED PLAFOND AMOUNT (LCY)	CHECK PLAFOND ON RECEIPTS	WARNING TYPE	NEXT YEAR SUPPLIED AMOUNT (LCY)
2019	10.000,00	9.000,00	8.090,00	1.400,00		Error	100,49
0	0,00	0,00	0,00	0,00		Error	0,00

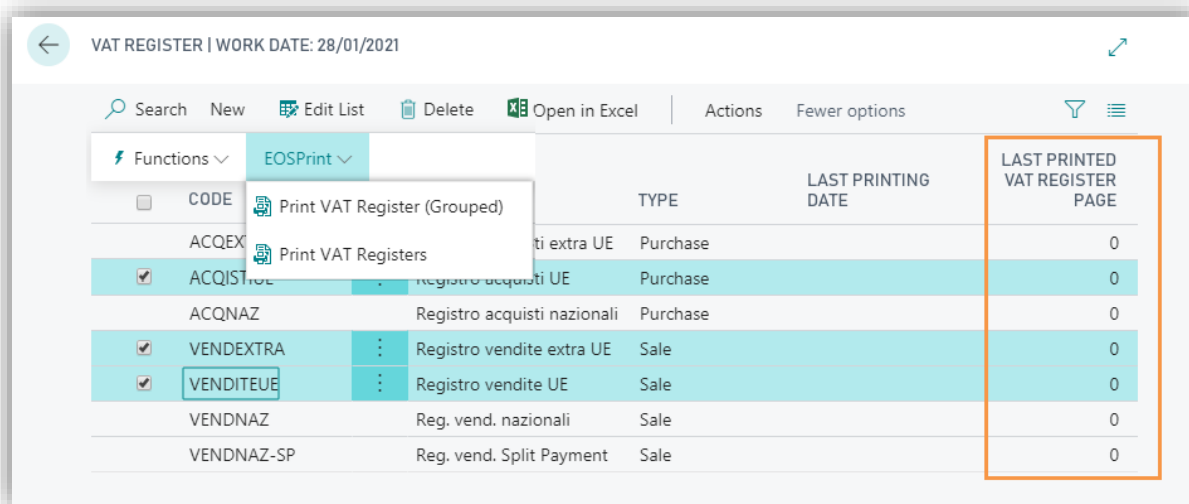
Warning type:

- "Error": once the limit defined by the plafond is exceeded (when the amount of purchase invoices with VAT exemption is greater than the amount of the plafond) the system no longer allows you to post invoices in exemption and blocks the user.
- "Confirm": once the limit defined by the plafond has been exceeded, the system provides you with a warning message that requires confirmation; if the user wants to proceed by posting invoices in exemption, he can do so.

It is possible to print the information on VAT used and residual amounts.

VAT Registers

The VAT Management for Italy app helps to print a single vat register or multiple vat register by selecting the lines in the specific list:



Field	Description
Last Printed VAT Register Page	the system records the last printed Vat register page
Print VAT Register (Grouped)	it is possible to print a single VAT register or more than one Vat register in separate files
Print VAT Registers	it is possible to print multiple VAT register in a .zip file

Subscription

Some features of Vat Management for Italy app require a subscription.

The subscription can be activated from Subscription control panel or directly from the notification messages that the system proposes, by clicking on the link that allows you to start the subscription wizard.

Contact us for more info:

www.eos-solutions.it/en/contact-support.html

