



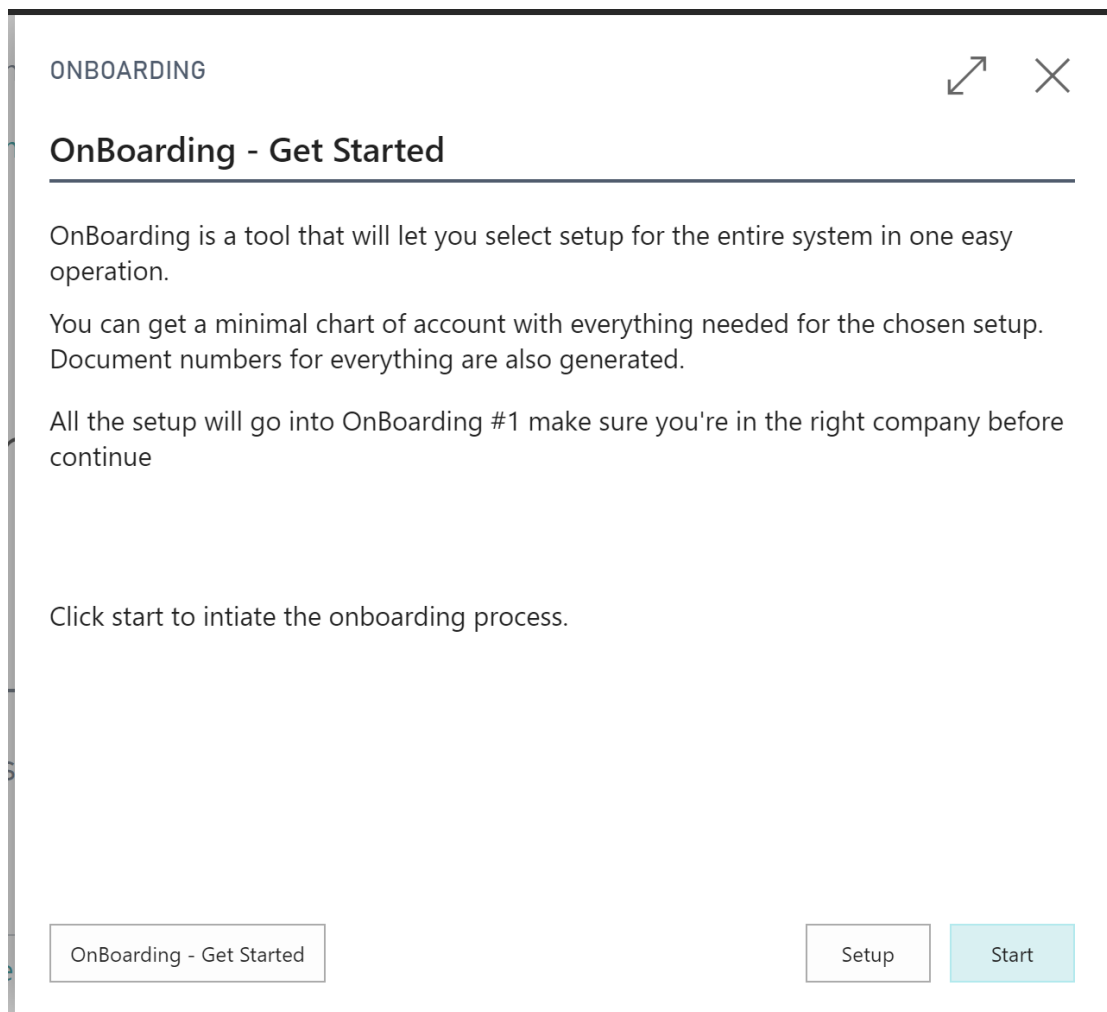
Hougaard.com – Applied Hacking

An adventure in Microsoft Dynamics Business Central, NAV, .NET and other technologies

You Are Here [Home](#) » OnBoarding for Business Central

OnBoarding for Business Central

OnBoarding is a feature for Business Central to quickly create a working setup.





Select the Modules you want setup for

SELECT		DESCRIPTION
<input checked="" type="checkbox"/>	⋮	Base Setup
<input type="checkbox"/>		Financial Management
<input type="checkbox"/>		Sales and Account Receivables
<input type="checkbox"/>		Purchase and Account Payables
<input type="checkbox"/>		Inventory
<input type="checkbox"/>		Jobs
<input type="checkbox"/>		Fixed Assets
<input type="checkbox"/>		Warehouse
<input type="checkbox"/>		Service Management
<input type="checkbox"/>		Relationship Management
<input type="checkbox"/>		Human Resources
<input type="checkbox"/>		Production and Planning

Select the Modules you want setup for

Back

Continue to next step



Select packages for module

Module

Base Setup

SELECT		DESCRIPTION	COUNTRY
	<input checked="" type="checkbox"/>	Base Setup CA	CA
	<input type="checkbox"/>	Base Setup MX	MX
	<input type="checkbox"/>	Base Setup US	US

Select packages for module

Back

Continue to next step



Select packages for module

Module **Financial Management**

SELECT		DESCRIPTION	
	<input checked="" type="checkbox"/>	:	Finance Management Setup CA
	<input type="checkbox"/>		Simplified Finance Management Setup CA
	<input type="checkbox"/>		Account Schedule: Capital Structure
	<input type="checkbox"/>		Account Schedule: Balance Sheet
	<input type="checkbox"/>		Account Schedule: Campaign Analysis
	<input type="checkbox"/>		Account Schedule: Cost Acct. Summary Record DB pe...
	<input type="checkbox"/>		Account Schedule: Cash Flow Statement
	<input type="checkbox"/>		Account Schedule: Calculation Of Cash Flow
	<input type="checkbox"/>		Account Schedule: Cost Acct. Personnel Costs
	<input type="checkbox"/>		Account Schedule: Cost Acct. Transfer

ONBOARDING STEP 3



How do you want your Chart Of Accounts

Chart Of Account Action

Generate one for me ▼

AUTOGENERATION PARAMETERS

First Account Number

1000

Account Number Increment

10

Create Chart Of Account Totals

☒

Total Accounts Increment



100

How do you want your Chart Of Accounts

Back

Continue to next step

ONBOARDING STEP 7



How do you want your documents numbered

Document numbering action

Generate them for me

AUTOGENERATION PARAMETERS

First Number

1000

How do you want your documents numbered

Back

Continue to next step

ONBOARDING, DOCUMENT NUMBERS



START NUMBER		DOCUMENT TYPE	
	BRA1000	:	Bank Rec Adjustment
	BD1000		Bank Deposit
	B1000		BANK

Back

Continue

ONBOARDING - REVIEW AND FINISH



Review and Finish

Now we're ready to finish this, the following will happen:

1. All the Setup in packages chosen will be generated
2. The Chart Of Account will be created if chosen
3. The Setup in all packages will use the new Account Numbers.
4. Create the numbers as specified and reference them in the setup.

[Review and Finish](#)[Back](#)[Review](#)[Create Everything](#)[Edit](#)



Proudly powered by WordPress | Theme: Blog New by Candid Themes.

