

## Overview

Exploit the true potential of your clinical and financial data with instant dashboard access to critical information from multiple healthcare systems.

1. Instant graphical insight into key healthcare metrics – all the data & metrics you need, all in one place, on any device, anytime, anywhere;

2. Proactive drill-through analysis of critical healthcare data from multiple systems – see the full picture in one pane;

3. Threshold-based KPI alerts & trend analysis by timeframe, location, specialty, procedure, department, financial class, provider, payer & encounters – transform data to decisions;

4. Streamlined management reporting with standard & ad-hoc reports & analytics – extract, explore, examine your data & bring details to life;

5. No software to install – cloud service with secure data take-on & timely updates blending both historical and current data for fast analysis – making your data work for you;

6. Customized dashboard creation and data access rights for multiple user roles including practice managers, operations, doctors and executive teams – a simpler way to better data.

Healthcare organizations are increasingly challenged to deliver high-quality patient care within tighter financial constraints and changing regulatory requirements. This means managing large, fragmented pools of healthcare data from multiple financial and clinical systems to support rapid analysis. *eSENSE BI provides physician groups, ACOs, specialty practices, IPAs and hospital systems, a cloud-based service to easily harness and merge data from existing systems for instant insight into clinical and financial information enabling rich data visualizations, powerful analysis and streamlined reporting.*

## Track your key healthcare metrics

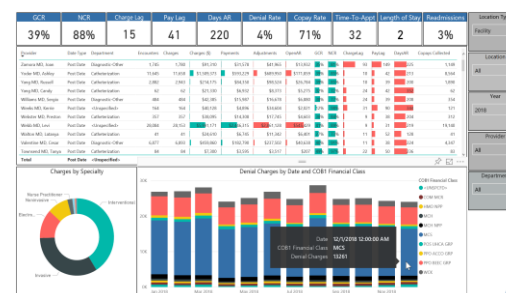
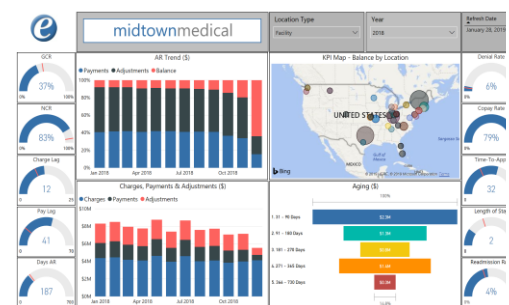
Your data knows more than it's telling you. Bring your data to life by enabling fast, accurate visibility into the scattered silos of healthcare data. By easily organizing and integrating information onto intuitive, highly visual dashboards, users can extract, explore, examine and share key metrics on any device anytime, anywhere.

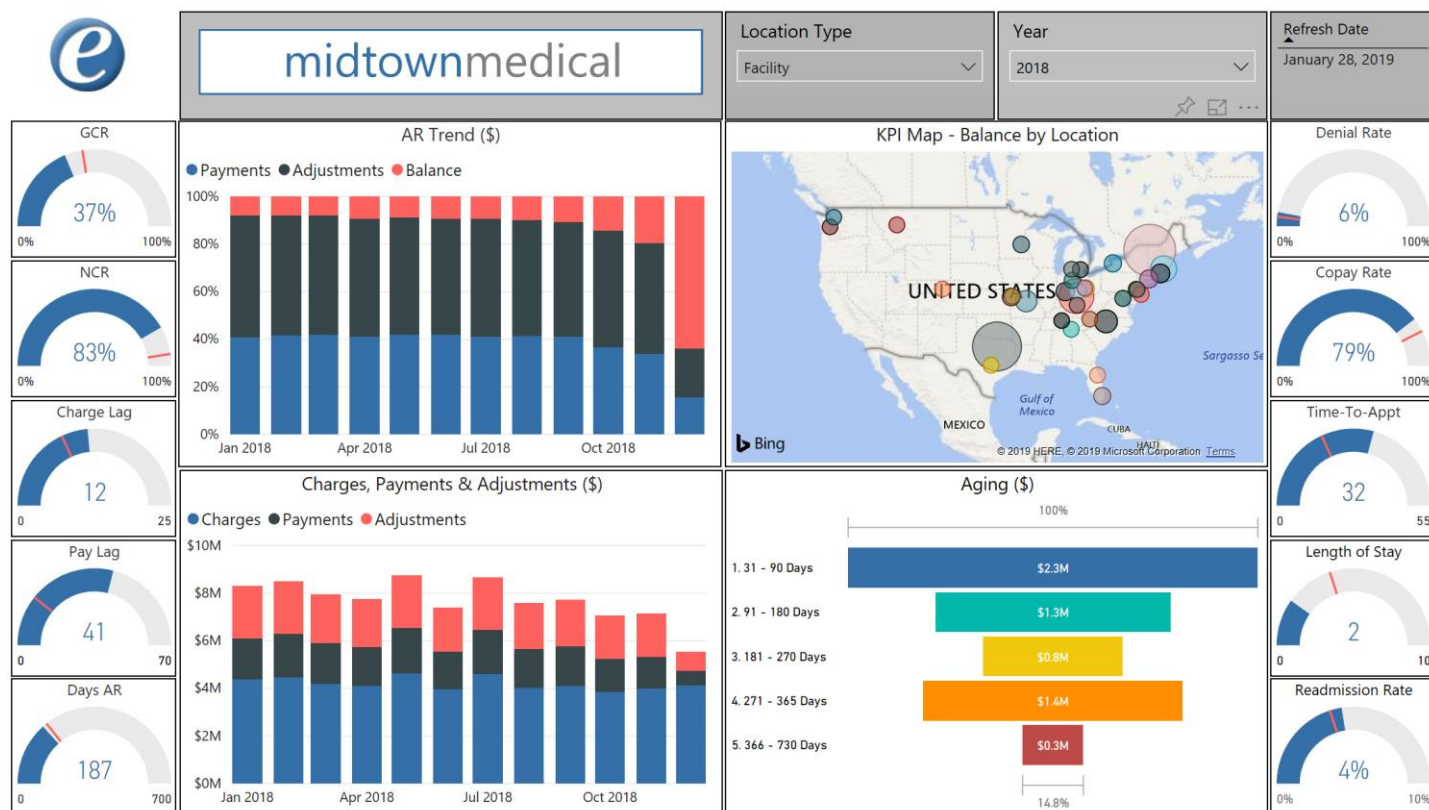
## Detailed insights, smarter decisions

See the full picture in one pane. Simplify healthcare data management and enable detailed exploration and analysis. Bring details to life with fast drill-through analysis by interacting with your data by timeframe, location, specialty, procedure, payer, department, financial class, provider and encounter details. Insights your stakeholders can easily understand and use.

## Cloud solution, rapid deployment

Designed for ACOs, physician groups, specialty practices, IPAs and hospital systems, eSENSE BI is a cloud solution with a zero-technology footprint and combines a "try and buy" approach with a simple, low-risk pricing model. A standard deployment process with rapid data onboarding and no technical training requirements enables fast, secure, role-based access.





## Leverage Existing Systems

eSENSE BI is designed to harness existing healthcare data from multiple sources, such as EMR/EHR, financial and other clinical systems. By integrating data from disparate data silos, role-based users visualize and interact with all the information they need in one place.

## Cloud Services Model

eSENSE BI is typically deployed as a 100% web-based solution with a low-cost monthly subscription fee based on the number of providers in the network. This cloud services model, using Microsoft's Azure platform, requires no software installations enabling rapid, low-cost deployment from any device or browser. In-house or "hybrid" installations are also available.

## Microsoft Technology Platform

eSENSE BI exploits the power and flexibility of Microsoft's business intelligence and collaboration technologies including Windows, SQL, Power BI and Office servers; a platform widely used by healthcare providers. Cloud services are based on the Microsoft Azure platform.

## Fast Dashboard Deployment

eSENSE BI is designed for fast, modular deployment and does not require custom coding or IT expertise. A standard on-boarding checklist covers all areas of data take-on and deployment.

## Privacy and Security

Privacy and security are paramount when accessing healthcare information. eSENSE BI's HIPAA compliant dashboards control individual data entities using advanced Microsoft security compliance models. Data is also restricted based on assigned roles to individuals and groups.

## Take the Next Step

To learn more, visit us online at [www.esenseBI.com](http://www.esenseBI.com) and register for an eSENSE BI trial or test drive. For other questions, email [marketing@esenseBI.com](mailto:marketing@esenseBI.com), or call +1 770.254.5491.

**eSense BI**  
healthcare analytics by nse inc.

*New ways to see and touch all your healthcare data... bring details to life... all your key metrics, all in one place.*



For more information:

Tel: +1 404.254.5491

Web: [www.esenseBI.com](http://www.esenseBI.com)

Email: [marketing@esenseBI.com](mailto:marketing@esenseBI.com)

NSE Inc.  
PO Box 78896  
Atlanta GA 30357  
USA

Copyright © 2019 NSE, Inc.  
All Rights Reserved.