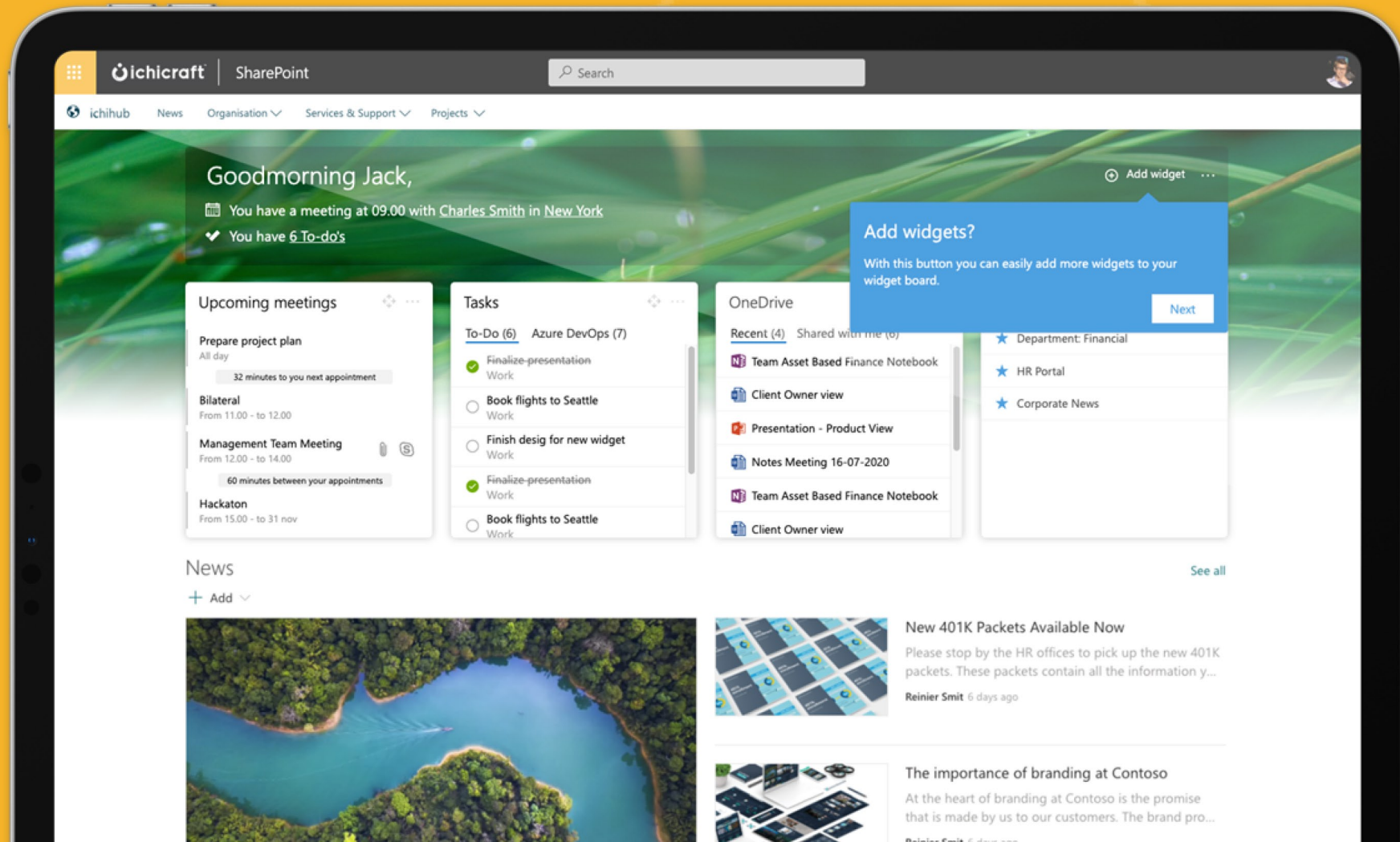




Add personalization to your Office 365 intranet  
with Ichicraft Widgets



# Core features



## Personalization

Ichicraft Widgets adds personalization to your intranet, allowing users to take control of the information that's being offered on the homepage.



## Improve engagement

By showing information that's relevant and up-to-date, users will visit frequently, improving the overall engagement with your intranet.



## Guided onboarding

First-time users are guided through the most important features of the product. Configure widget bundles to offer users an easy way to get started with a pre-configured set of widgets.



## Clear overview

By showing small blocks of condensed information, we make sure users get a clear overview of what's important to them.



## Seamless integration

Ichicraft Widgets integrates seamlessly with modern communication sites in SharePoint Online. You can easily put the core component, the Widget Board, on your existing homepage.



## Effortless installation

Installing Ichicraft Widgets is easy, just follow the steps in our installation wizard and get up and running in no time.



## Make it fit

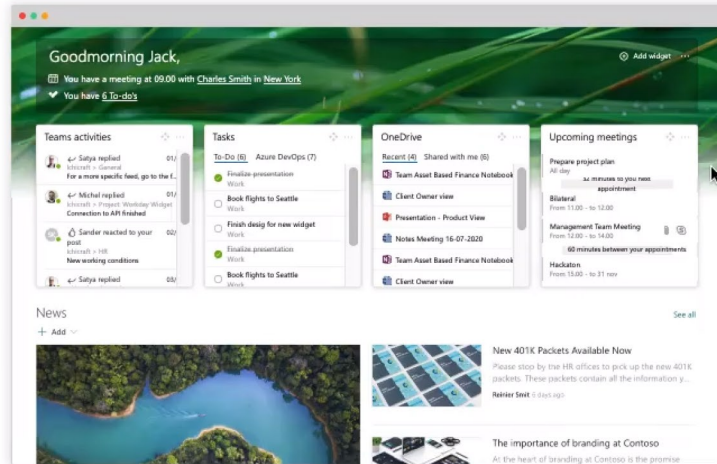
No two companies are the same. That's why Ichicraft Widgets is configurable to make it exactly fit your needs.



## Extend!

Take Ichicraft Widgets one step further by adding custom widgets you built yourself, allowing users to interact with your line-of-business software!

# Widget board in action

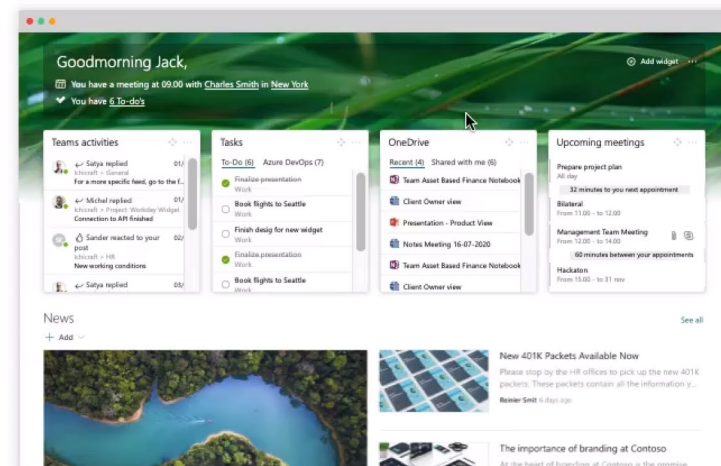


## Compose

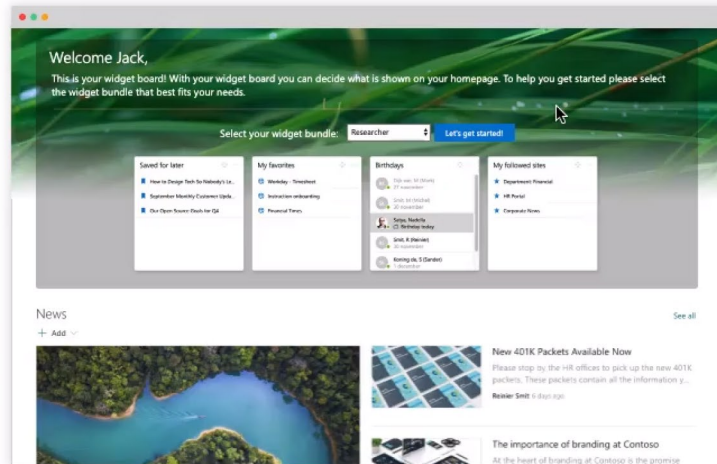
By adding and removing widgets, users can easily personalize their own widget board. Widgets are offered in a store-like interface where previews and details of each widget are presented. If a widget needs additional configuration, the widget wizard allows the user to immediately change the required settings before putting the widget on the board.

## Shuffle

Changing the order of the widgets on the board is as simple as grabbing a widget and dropping it somewhere else. This is something your users can do themselves.



# Widget board in action

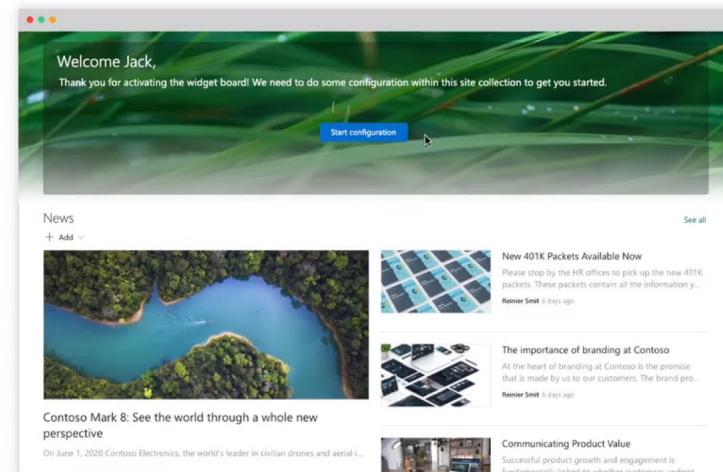


## Guiding hand

Configurable widget bundles allow new users to start using the widget board quickly. By picking a bundle, an initial set of widgets is added to the board automatically. First-time users are then guided through the most important features of the product with so called teaching bubbles.

## Up and running in a minute

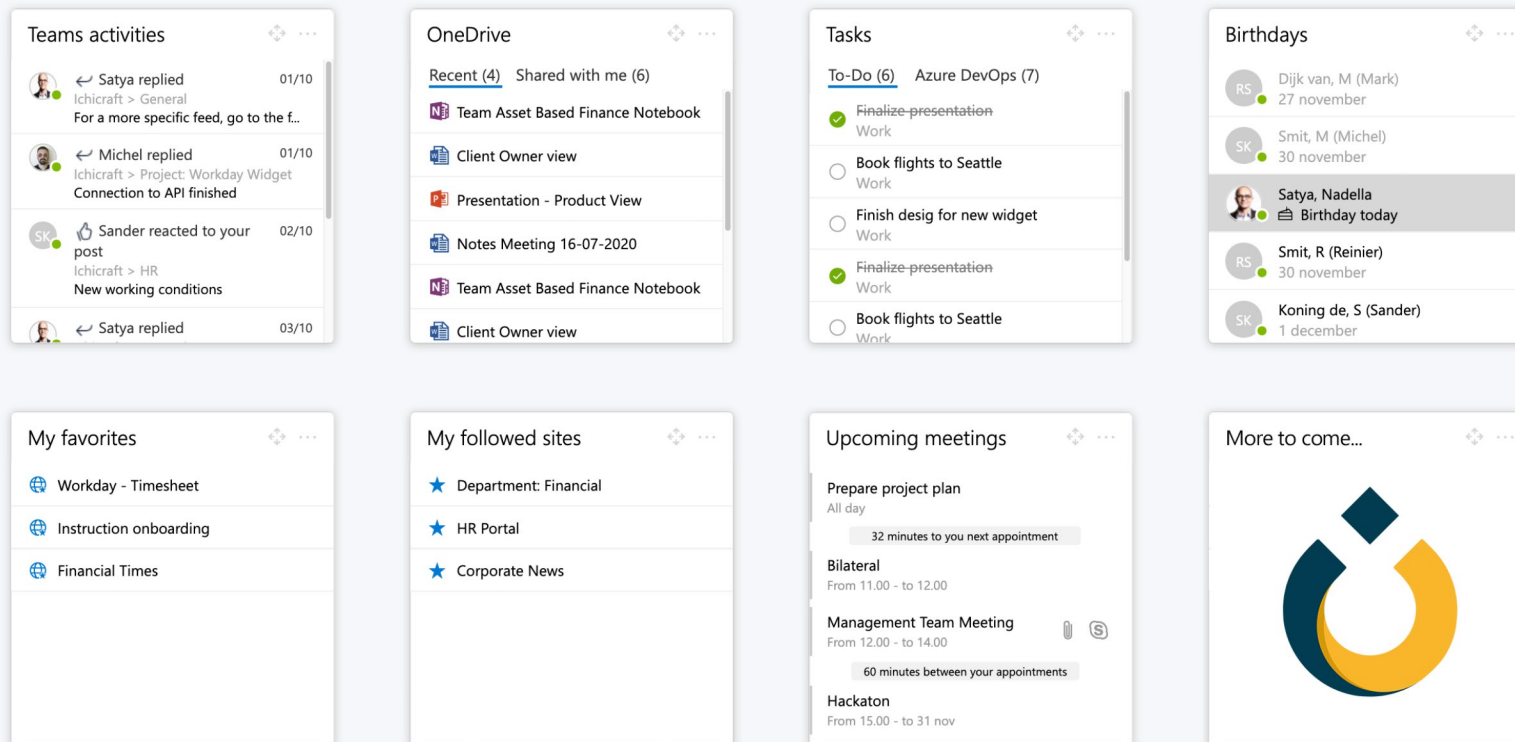
The first time you put the widget board web part on a page, a wizard helps you through the initial configuration. This will take you no more than a minute. After this, you and your users are ready to start using Ichicraft Widgets!





# Our widgets

Our ever expanding set of ready-to-use widgets offers a great way to roll up important information!




The image displays a collection of eight Microsoft Teams widgets arranged in a 2x4 grid. Each widget is a white card with a title, a small icon, and a list of items. The widgets are:

- Teams activities**: Shows a list of recent team activities with user avatars, names, and dates. Items include "Satya replied" (01/10), "Michel replied" (01/10), "Sander reacted to your post" (02/10), and "Satya replied" (03/10).
- OneDrive**: Shows a list of recent files and folders. Items include "Team Asset Based Finance Notebook", "Client Owner view", "Presentation - Product View", "Notes Meeting 16-07-2020", "Team Asset Based Finance Notebook", and "Client Owner view".
- Tasks**: Shows a list of tasks with checkboxes and due dates. Items include "Finalize presentation" (Work), "Book flights to Seattle" (Work), "Finish design for new widget" (Work), "Finalize presentation" (Work), and "Book flights to Seattle" (Work).
- Birthdays**: Shows a list of birthdays with user avatars, names, and dates. Items include "Dijk van, M (Mark)" (27 november), "Smit, M (Michel)" (30 november), "Satya, Nadella" (Birthday today), "Smit, R (Reinier)" (30 november), and "Koning de, S (Sander)" (1 december).
- My favorites**: Shows a list of favorite links with icons. Items include "Workday - Timesheet", "Instruction onboarding", and "Financial Times".
- My followed sites**: Shows a list of followed sites with star icons. Items include "Department: Financial", "HR Portal", and "Corporate News".
- Upcoming meetings**: Shows a list of upcoming meetings with titles, times, and locations. Items include "Prepare project plan" (All day), "Bilateral" (From 11.00 - to 12.00), "Management Team Meeting" (From 12.00 - to 14.00), and "Hackaton" (From 15.00 - to 31 nov).
- More to come...**: A placeholder widget with a large, stylized circular logo in blue and orange.

# Build your own widgets

It doesn't have to end with the widgets we offer! Why not build your own custom widgets to interact with your line-of-business software to reach the product's full potential? Through our Yeoman templates (Vanilla JS, React, jQuery) you can create a widget in minutes!



# About Us

Ichicraft is a young business with a primary focus on delivering powerful extensions on the Microsoft Office 365 platform. With decades of hands-on experience in developing custom solutions in SharePoint, we know how to build solid and stable products, offering the best performance.

We strive for perfection and take pride in our products: every pixel and every byte are equally important to us. We push our products to not only be technically, but also functionally and esthetically exceptional.

## Our location

Eleanor Rooseveltlaan 25  
2719 AB Zoetermeer  
The Netherlands  
[info@ichicraft.com](mailto:info@ichicraft.com)



Sander de Koning  
Developer



Mark van Dijk  
Developer



Michel Smit  
Developer



Reinier Smit  
Business Analyst