



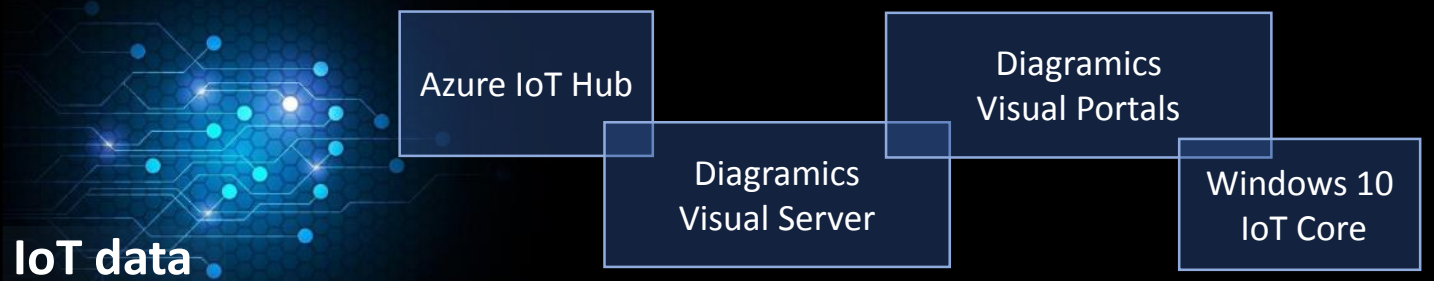

Diagrammics' Operations Control Center is a multi-screen visualization solution powered by modern Single-Board Computers, Window 10 IoT Core, and Diagrammics Visual Portals

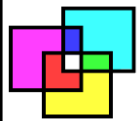
Affordable Control Center for any Business

Modern Single-Board Computer can render 4K graphics, instantly visualizing real-time IoT data without AV cables, powerful video cards, expensive graphical servers and heavy network traffic.

Diagrammics Visual Automation software connects your Control Center with your equipment, cloud services, IoT devices and sensors. It handles ingestion and transformation of data and distribution of visual information via secure visual channels.

VISUAL PORTALS on Single-Board Computers





DIAGRAMMICS

VISUAL AUTOMATION

Visual Portals & Dashboards

real-time monitoring of your IT business

Diagrammatics' Visual Portals and Dashboards are Windows UWP applications that deliver right information at the right time to the right people

Diagrammatics Visual Automation software connects your equipment, cloud services, IoT devices and sensors, Office 365, Dynamics 365, and various LOB and SaaS applications to your Control Center.

It automatically handles ingestion and transformation of data and distribution of visual information via secure visual channels.

Diagrammatics Visual Portals present visual channels in intuitive diagrammatic form, allowing operators to see everything that was previously hidden under the hood.

REAL-TIME, INTERACTIVE, ANIMATED



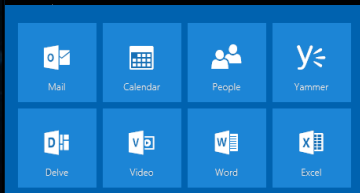
Azure IoT Hub

Diagrammatics Visual Server

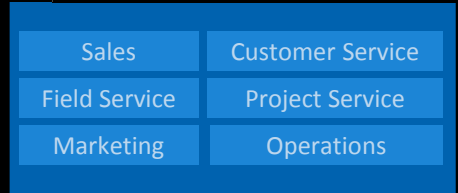
Diagrammatics Visual Portals

IoT data

Office 365



Dynamics 365



Diagrammatics Software Corporation

Vancouver, BC, Canada

Alexander Abalakov

alexander@diagrammatics.com

778-829-8573

Gold

Microsoft Partner



IOT Solutions Alliance



www.diagrammatics.com