

# Welcome to the ESI program

Review, prepare, and continue your learning path

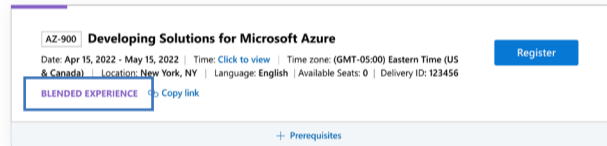
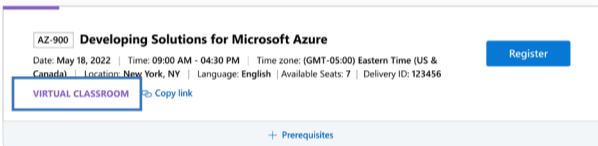


[Arabic](#) [Brazilian Portuguese](#) [Chinese, Simplified](#) [Chinese, Traditional](#) [English](#) [French](#) [German](#) [Italian](#) [Japanese](#) [Korean](#) [Russian](#) [Spanish](#)

We are pleased that you are joining an Enterprise Skills Initiative (ESI) training event. To make the most of the experience, explore these resources that can help you prepare for the training you selected.


## Which type of training did you choose?

1. In the Learner Experience Portal (LxP), go to the [Review your course details](#) page.
2. Confirm whether you chose **Virtual classroom** or **Blended learning experience**.



3. On the [Be prepared](#) page, review the corresponding event guide.

## Virtual classroom



A **virtual classroom training** is a hands-on virtual course led by Microsoft Certified Trainers over two to four days.

To begin your journey, review the [Instructor-Led Training preparation guide](#)



## Blended learning experience



A **blended learning experience** is an asynchronous course that offers live and on-demand instructor-led training, self-study modules, labs, chalk talks, and office hours over four weeks, at your own pace.

To begin your journey, review the [Blended learning preparation guide](#).

