


Implementing your strategy





When you're ready to launch your environment, you'll find all the tools and resources you need ready and waiting to guide you through the process and help you scale going forward.



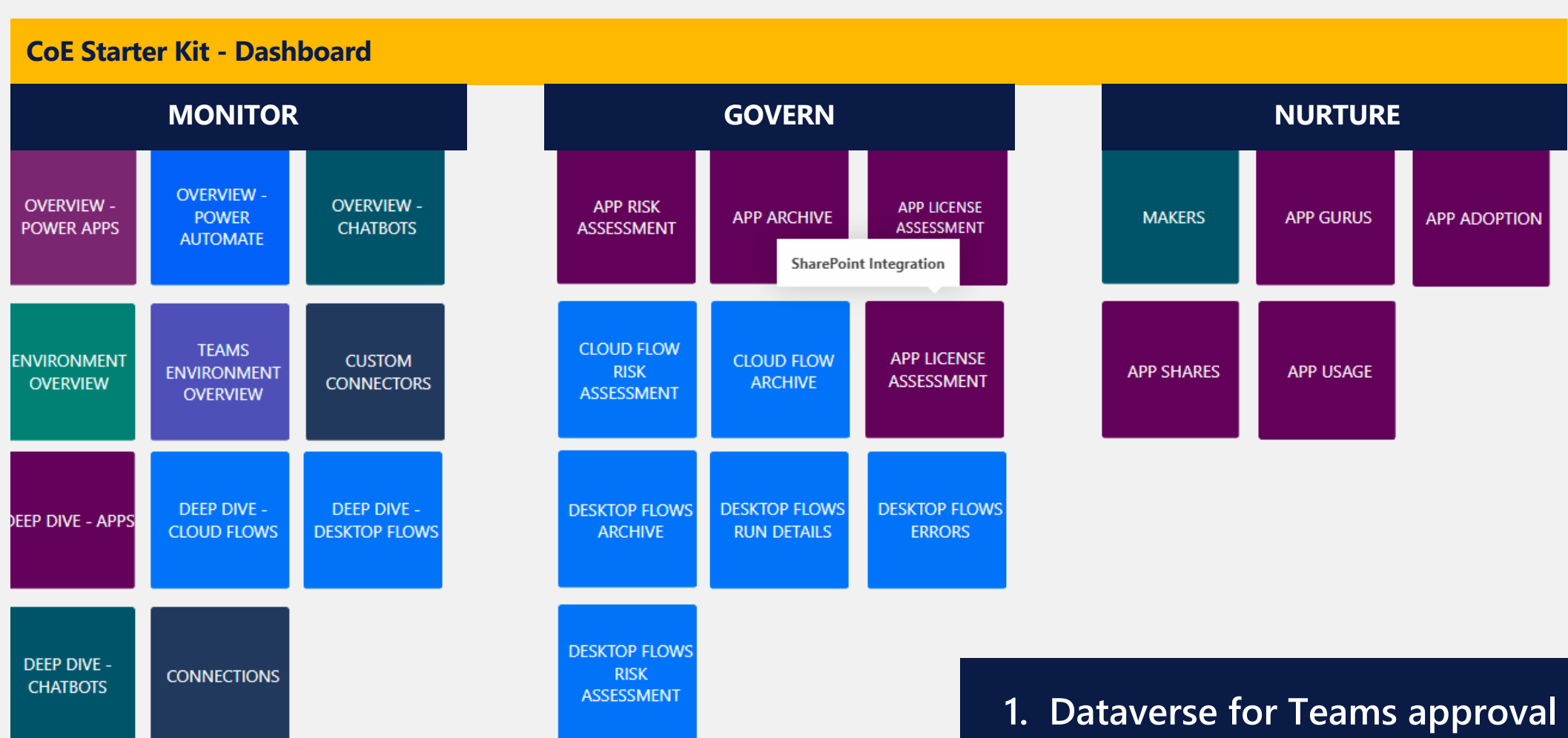
1. Add non-default environments

- Add environment in Power Platform Admin Center
- Assign security group to the environment
- Exclude environment from default policy
- Add environment to new policy

2. Implement the Microsoft Power Platform Center of Excellence Starter Kit

-  Inventory
-  Monitoring
-  Reporting
-  Out-of-band processes

Starter Kit dashboard



1. Dataverse for Teams approval
2. Environment provisioning workflow
3. Set capacity notification limits
4. Manage orphaned objects
5. Archive unused flows

Keep learning

[Watch the entire Microsoft Teams Power Platform Governance Blueprint Series.](#)